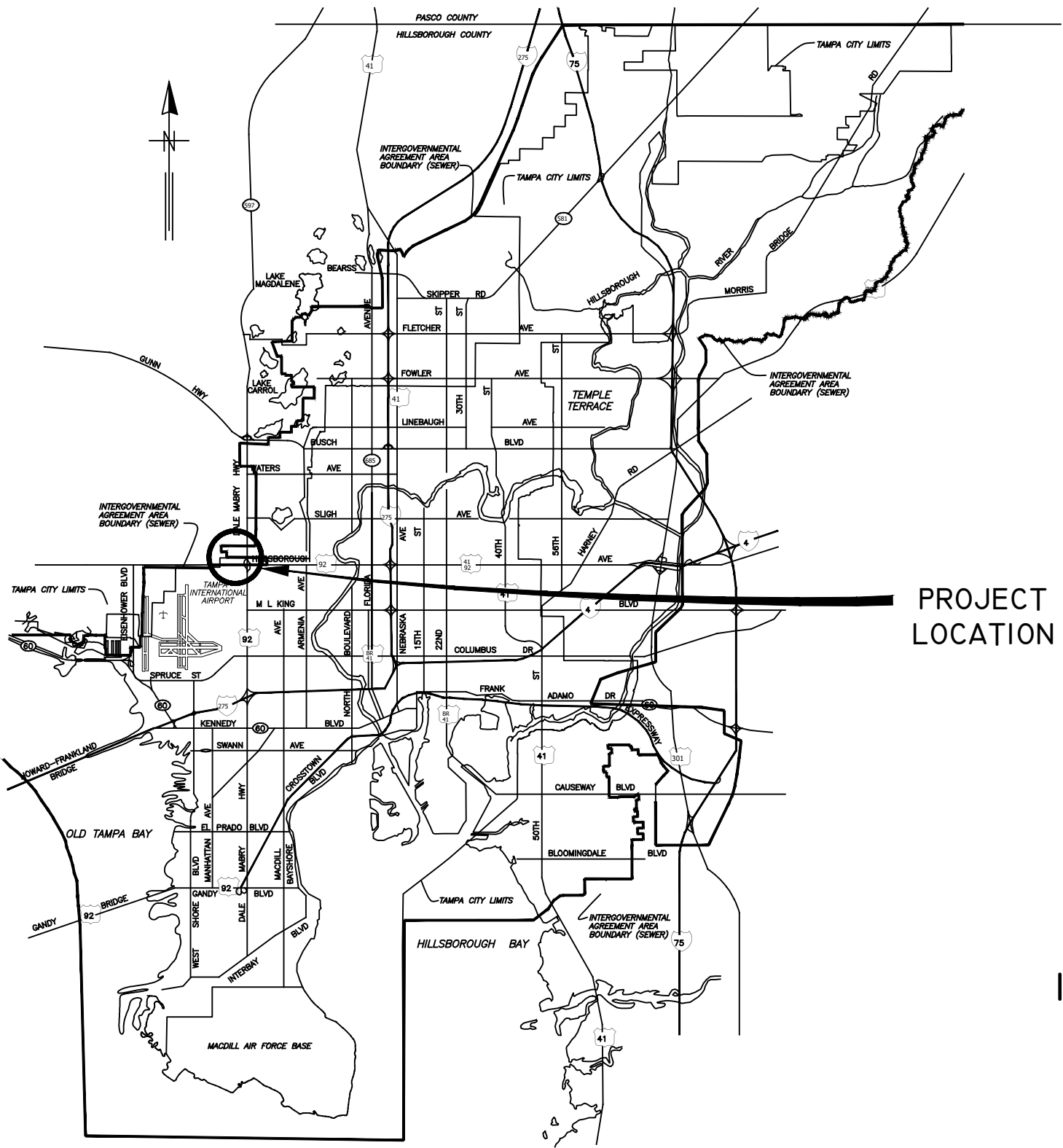


LOCATION MAP



PROJECT LOCATION

CITY of TAMPA



WASTEWATER DEPARTMENT

PLANS FOR IDLEWILD PS COLLECTIONS SYSTEM REHABILITATION BY CIPP LINING

CONTRACT NO.
24-C-00007

NOTE:
ATTENTION IS DIRECTED TO THE FACT THAT
THESE PLANS MAY HAVE BEEN REDUCED IN
SIZE BY REPRODUCTION. THIS MUST BE
CONSIDERED WHEN OBTAINING SCALED DATA.

User: S5H5 Drawing Name: K:\Wastewater Projects\Idlewild PS Collection System Gravity Rehabilitation by CIPP Lining\Drafting\DWG\Idlewild PS Collection System.dwg
Layout: Dec 12, 2023 - 3:22pm CTB - MONO - RED-GREEN,CTB TOSHIBA_UNL_COLOR (NORTH WING)

JACINTO CARLOS FERRAS, P.E. #49454 DESIGN DIVISION HEAD WASTEWATER DEPARTMENT	#	DATE	REVISIONS	DES: CB	CITY of TAMPA WASTEWATER DEPARTMENT	Idlewild PS Collections System Rehabilitation By CIPP Lining	SHEET
	1			DRN: GP			
	2			CKD:		COVER SHEET	1
	3			DATE:			

GENERAL NOTES

1. THE SCOPE OF THIS PROJECT SHALL CONSIST OF REHABILITATION OF 8" DIA WASTEWATER PIPELINE BY INSTALLATION OF CURED IN PLACE PIPE LINER AND ALL APPURTENANCE ASSOCIATED WITH COMPLETION OF THE PROJECT.
2. ELEVATION INFORMATION SHOWN ON THESE PLANS IS REFERENCED TO N.G.V.D. 1929 UNLESS OTHERWISE STATED AND ARE BASED ON RECORD DRAWINGS.
3. SHEETS 8-14 ARE THE EXISTING AS-BUILTS OF THE SEWER PIPE TO BE REHABILITATED.
4. DURING THE MOT, CONTRACTOR MUST MAINTAIN ACCESS TO ALL DRIVEWAYS FOR THE DURATION OF THE PROJECT.
5. CONTRACTOR SHALL BE FULLY RESPONSIBLE FOR OBTAINING THE NECESSARY ROAD CLOSURE AND RIGHT-OF-WAY PERMITS FROM THE APPROPRIATE GOVERNMENT AGENCIES HAVING JURISDICTION OVER THE SPECIFIC ROADWAYS.
6. IN ORDER TO OBTAIN ROADWAY CLOSURE OR RIGHT-OF WAY PERMITS, AT MINIMUM, THE CONTRACTOR MUST SUBMIT DETAILED MAINTENANCE OF TRAFFIC (MOT) PLANS ALONG WITH APPLICATIONS TO THE APPROPRIATE AGENCY. THE MOT(S) SHALL CONFORM TO APPLICABLE FLORIDA DEPARTMENT OF TRANSPORTATION (FDOT) INDEX DRAWINGS (MOST CURRENT EDITION). THE GOVERNING AGENCIES MAY REQUIRE ADDITIONAL INFORMATION AND DICTATE SPECIFIC WORK TIMES DURING NON-PEAK TRAFFIC HOURS. REFER TO SPECIFIC PROVISIONS FOR SPECIFIC TRAFFIC CONTROL REQUIREMENTS. REFER TO SPECIFIC MOT REQUIREMENTS IN NOTE 17 BELOW.
7. CONTINUOUS SEWER SERVICE MUST BE MAINTAINED AT ALL TIMES. WORK DURING LOW FLOW PERIODS OR NIGHT WORK MAY BE REQUIRED. CONTRACTOR IS RESPONSIBLE FOR MAINTAINING PRIVATE AND CITY PUMPING STATIONS AND SEWER SERVICE VIA VACUUM TRUCKS. CONTRACTOR IS RESPONSIBLE FOR DEWATERING, COLLECTING AND DISPOSING OF ALL WATER AND SLUDGE FROM EXISTING FACILITIES AS NECESSARY TO MAINTAIN SERVICE. COST FOR THIS WORK SHALL BE INCLUDED IN THE VARIOUS CONTRACT ITEMS AND NO ADDITIONAL PAYMENT WILL BE MADE.
8. BYPASS PUMPS SHALL BE CAPABLE OF DELIVERING 300 GPM FOR 8". THE BYPASS PUMPS SHALL BE OF THE SELF PRIMING QUIET FLOW TYPE PUMP. BYPASS PUMP NOISE SHALL STRICTLY COMPLY TO ALL LOCAL REGULATIONS AND ORDINANCES COVERING NOISE CONTROL. THIS MAY REQUIRE CONSTRUCTING SOUND ATTENUATING ENCLOSURE AROUND PUMPS. BYPASS METHOD SHALL BE SUBMITTED AND APPROVED BY THE ENGINEER.
9. THE PROPOSED LINER THICKNESS FOR THE 8" SEWER SHALL BE 6.0 MM THICKNESS.
10. CONTRACTOR SHALL RESTORE ALL LANDSCAPING, SODDING, SPRINKLER SYSTEM PIPING AND PAVEMENT THAT MAY HAVE BEEN DAMAGED DURING CONSTRUCTION TO ITS ORIGINAL CONDITION OR BETTER.
11. CONTRACTOR SHALL COORDINATE ALL CONSTRUCTION ACTIVITIES WITH WASTEWATER PERSONNEL AND PUMPING STATION OPERATIONS.
12. OSHA STANDARD EQUIPMENT SUCH AS SAFETY HARNESSSES, GAS MONITORS, LOWER EXPLOSIVE LIMIT (LEL) DETECTORS, BREATHING APPARATUS, ETC. SHALL BE UTILIZED WHERE THE WORK DICTATES THEIR USE.
13. MOST OF THE MANHOLES AND PIPE SEGMENTS INCLUDED ON THIS CONTRACT ARE LOCATED IN A UTILITY EASEMENT IN A LIMITED ACCESS ALLEYWAY. THE ALLEYS ARE NOT EASILY ACCESSIBLE WITH A LARGE CIPP LINING TRUCK. THE CITY WILL COORDINATE WITH THE PROPERTY OWNER TO OBTAIN RIGHT OF ENTRY FORMS TO ALLOW THE CONTRACTOR ACCESS TO THE ALLEY/EASEMENT.
14. THE CONTRACTOR SHALL HAVE THE CAPABILITIES TO ACCESS THE UTILITY EASEMENT WITH A MOBILE CIPP LINING TRIPOD OR OTHER MEANS AND METHODS TO FACILITY CIPP LINING IN THE LIMITED ACCESS ALLEY WAY. THE CONTRACTOR SHALL SUBMIT A PROPOSED PLAN TO ACCESS EACH LOCATION AND PROVIDE A SCHEDULE TO ALLOW COORDINATION WITH THE PROPERTY OWNER.

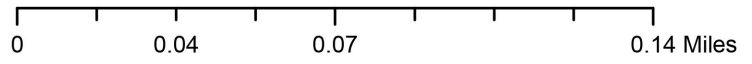
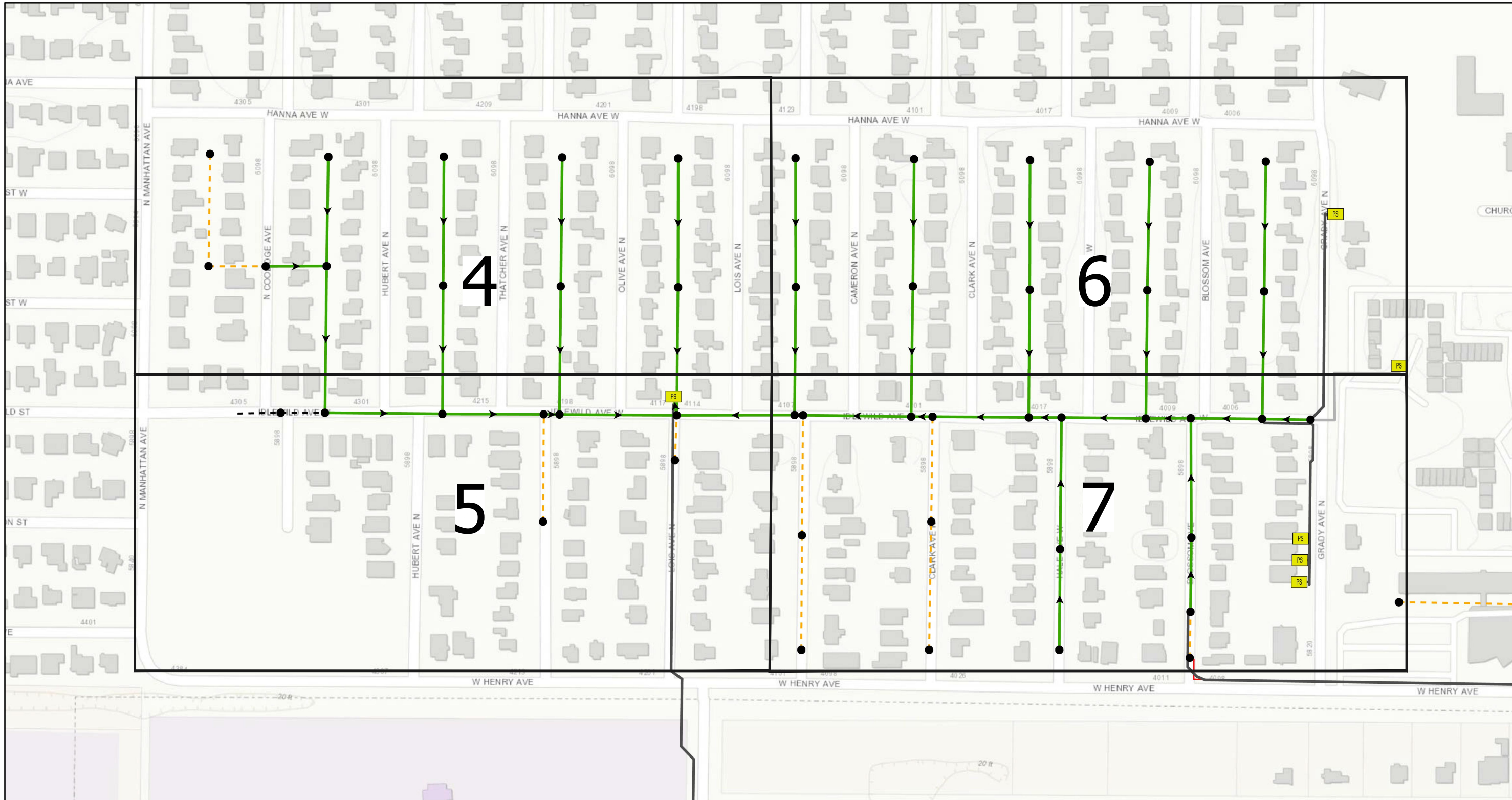
INDEX	
SHEET NUMBER	SHEET NAME
1	COVER SHEET
2	NOTE AND INDEX
3-7	AREA MAPS
8-14	WASTEWATER RECORD DRAWINGS FOR REFERENCE **

** RECORD DRAWINGS ARE BEING PROVIDED FOR INFORMATIONAL PURPOSES ONLY AND ARE NOT INTENDED TO SHOW ADDITIONAL WORK FOR THIS CONTRACT. THE CITY DOES NOT GUARANTEE THE ACCURACY OF THE RECORD DRAWINGS.

User: SSH5 Drawing Name: K:\Wastewater Projects\Idlewild PS Collection System Gravity Rehabilitation by CIPP Lining\Drafting\DWG\Idlewild PS Collection System.dwg Layout- Dec 12, 2023 - 3:22pm

JACINTO CARLOS FERRAS, P.E. #49454 DESIGN DIVISION HEAD WASTEWATER DEPARTMENT	#	DATE	REVISIONS	DES: CB	CITY of TAMPA WASTEWATER DEPARTMENT	Idlewild PS Collections System Rehabilitation by CIPP lining	SHEET
	1			DRN: GP		NOTES & INDEX	2
	2			CKD:			
	3			DATE:			

User: SSH5 Drawing Name: K:\Wastewater Projects\Idlewild PS Collection System Gravity Rehabilitation by CIPP Lining\Drafting\DWG\Idlewild PS Collection System.dwg
 Layout: Dec 12, 2023 - 3:22pm CTB - MONO -RED-GREEN,CTB TOSHIBA_UNL_COLOR (NORTH WING)



- Legend**
- Ex Manhole (no rehabilitation required)
 - Proposed Manhole Rehabilitation
 - Ex Wastewater (no rehabilitation required)
 - Proposed Lining Area
 - Ex CIPP Lined or PVC
 - Out of Service



JACINTO CARLOS FERRAS, P.E. #49454
 DESIGN DIVISION HEAD
 WASTEWATER DEPARTMENT

#	DATE	REVISIONS
1		
2		
3		

DES: CB
 DRN: GP
 CKD:
 DATE:

CITY of TAMPA
 WASTEWATER DEPARTMENT

Idlewild PS Collections System
 Rehabilitation by CIPP lining
 OVERVIEW LOCATION MAP

SHEET
3

User: SSH5 Drawing Name: K:\Wastewater Projects\Idlewild PS Collection System Gravity Rehabilitation by CIPP Lining\Drafting\DWG\Idlewild PS Collection System.dwg
 Layout- Dec 12, 2023 - 3:22pm CTB - MONO -RED-GREEN,CTB TOSHIBA_UNL_COLOR (NORTH WING)



0 0.01 0.03 0.05 Miles

- Legend**
- Ex Manhole (no rehabilitation required)
 - Proposed Manhole Rehabilitation
 - Ex Wastewater (no rehabilitation required)
 - Proposed Lining Area
 - Ex CIPP Lined or PVC
 - Out of Service

JACINTO CARLOS FERRAS, P.E. #49454
 DESIGN DIVISION HEAD
 WASTEWATER DEPARTMENT

#	DATE	REVISIONS
1		
2		
3		


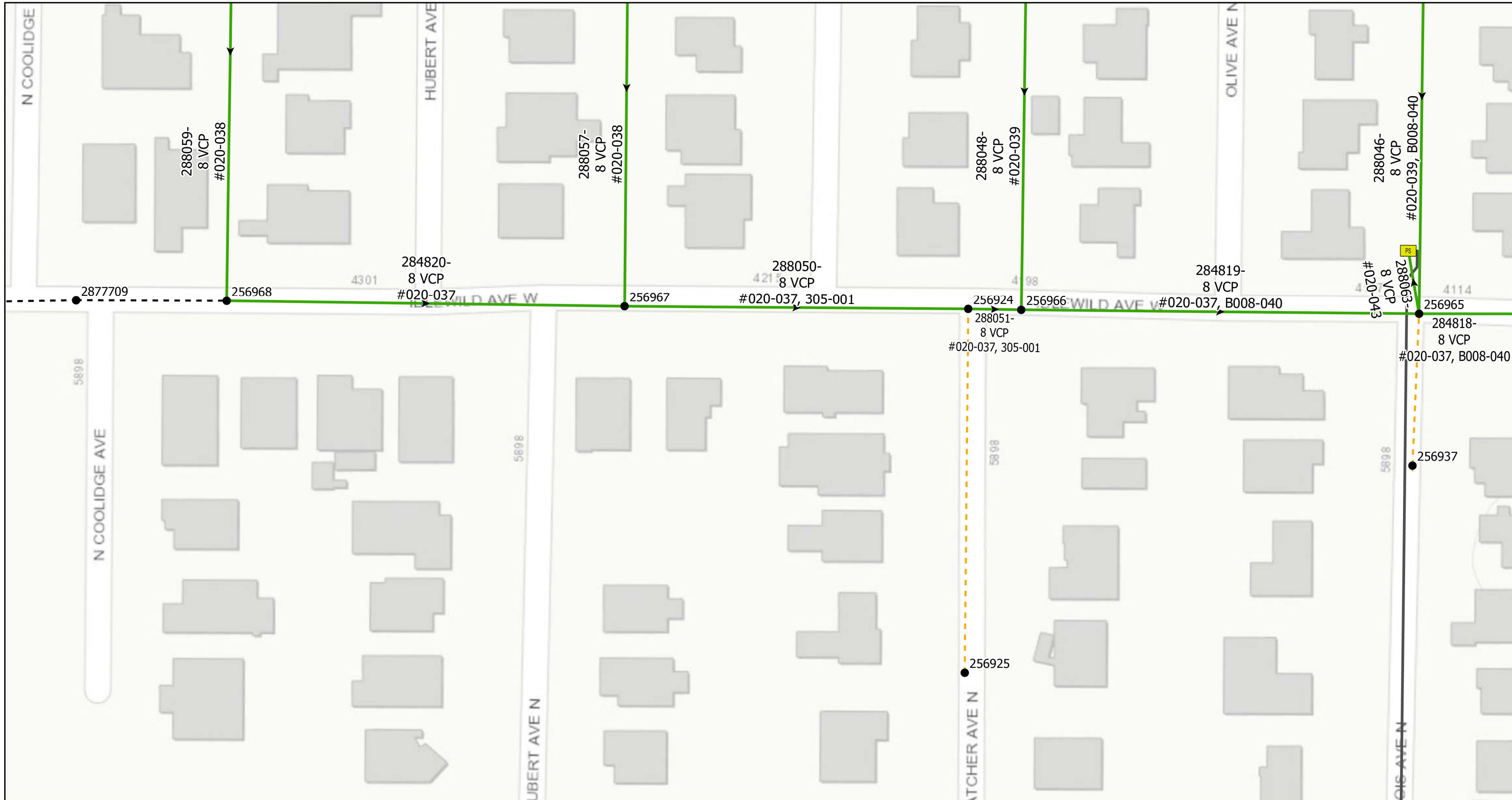
DES: CB
 DRN: GP
 CKD:
 DATE:

CITY of TAMPA
 WASTEWATER DEPARTMENT

Idlewild PS Collections System
 Rehabilitation by CIPP lining
 AREA MAP 1

SHEET
4

User: SSH5 Drawing Name: K:\Wastewater Projects\Idlewild PS Collection System Gravity Rehabilitation by CIPP Lining\Drafting\DWG\Idlewild PS Collection System.dwg
 Layout: Dec 12, 2023 - 3:22pm CTB - MONO - RED-GREEN, CTB TOSHIBA_UNL_COLOR (NORTH WING)



- Legend**
- Ex Manhole (no rehabilitation required)
 - Proposed Manhole Rehabilitation
 - Ex Wastewater (no rehabilitation required)
 - Proposed Lining Area
 - Ex CIPP Lined or PVC
 - Out of Service



JACINTO CARLOS FERRAS, P.E. #49454
 DESIGN DIVISION HEAD
 WASTEWATER DEPARTMENT

#	DATE	REVISIONS
1		
2		
3		

DES: CB
 DRN: GP
 CKD:
 DATE:

CITY of TAMPA
 WASTEWATER DEPARTMENT

**Idlewild PS Collections System
 Rehabilitation by CIPP lining**
 AREA MAP 2

**SHEET
 5**

User: SSH5 Drawing Name: K:\Wastewater Projects\Idlewild PS Collection System Gravity Rehabilitation by CIPP Lining\Drafting\DWG\Idlewild PS Collection System.dwg
 Layout: Dec 12, 2023 - 3:22pm CTB - MONO - RED-GREEN,CTB TOSHIBA_UNL_COLOR (NORTH WING)



0 0.01 0.03 0.05 Miles

Legend

- Ex Manhole (no rehabilitation required)
- Proposed Manhole Rehabilitation
- Ex Wastewater (no rehabilitation required)
- Proposed Lining Area
- Ex CIPP Lined or PVC
- Out of Service

JACINTO CARLOS FERRAS, P.E. #49454
 DESIGN DIVISION HEAD
 WASTEWATER DEPARTMENT

#	DATE	REVISIONS
1		
2		
3		

DES: CB
 DRN: GP
 CKD:
 DATE:

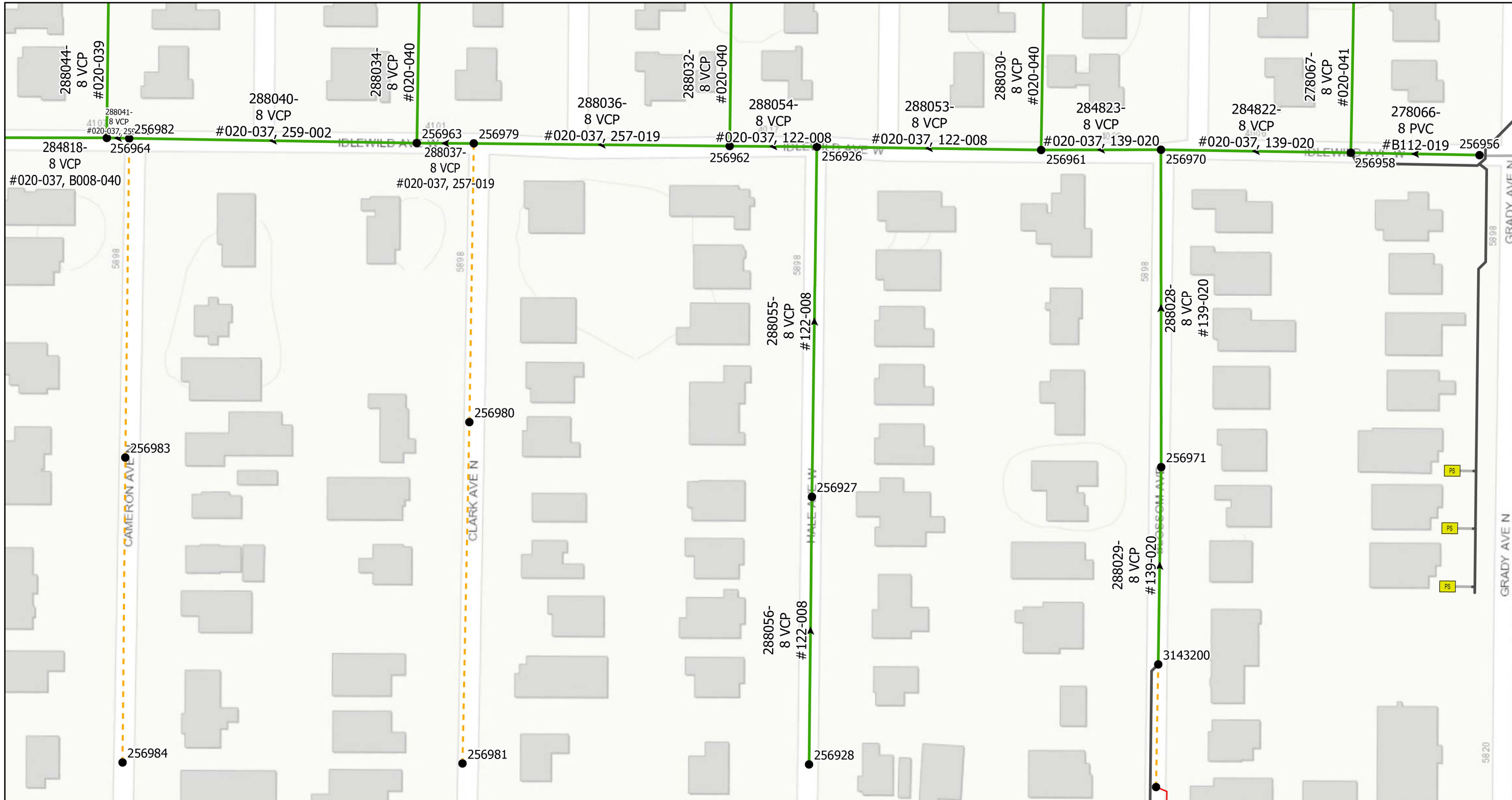
CITY of TAMPA
 WASTEWATER DEPARTMENT

Idlewild PS Collections System
 Rehabilitation by CIPP Lining
 AREA MAP 3

SHEET
6



User: SSH5 Drawing Name: K:\Wastewater Projects\Idlewild PS Collection System Gravity Rehabilitation by CIPP Lining\Drafting\DWG\Idlewild PS Collection System.dwg
 Layout: Dec 12, 2023 - 3:22pm CTB - MONO -RED-GREEN,CTB TOSHIBA_UNL_COLOR (NORTH WING)



0 0.01 0.03 0.05 Miles

- Legend**
- Ex Manhole (no rehabilitation required)
 - Proposed Manhole Rehabilitation
 - Ex Wastewater (no rehabilitation required)
 - Proposed Lining Area
 - Ex CIPP Lined or PVC
 - Out of Service



JACINTO CARLOS FERRAS, P.E. #49454
 DESIGN DIVISION HEAD
 WASTEWATER DEPARTMENT

#	DATE	REVISIONS
1		
2		
3		

DES: CB
 DRN: GP
 CKD:
 DATE:

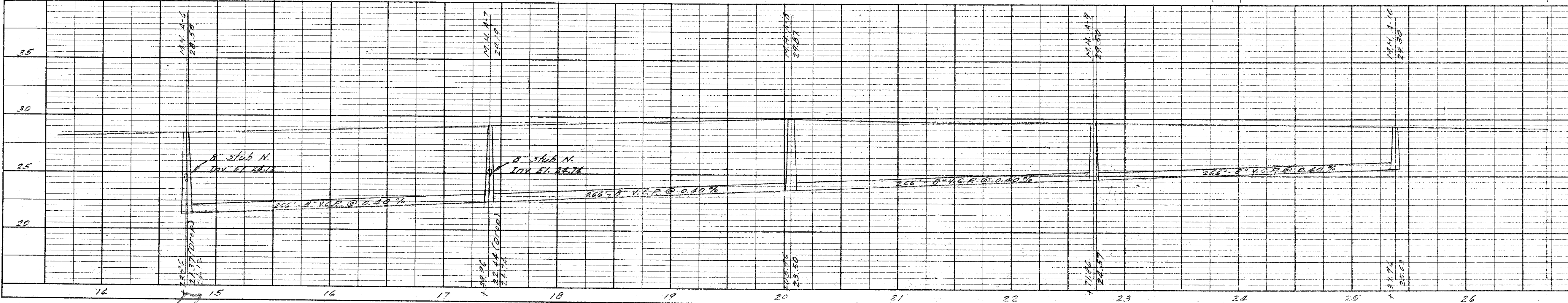
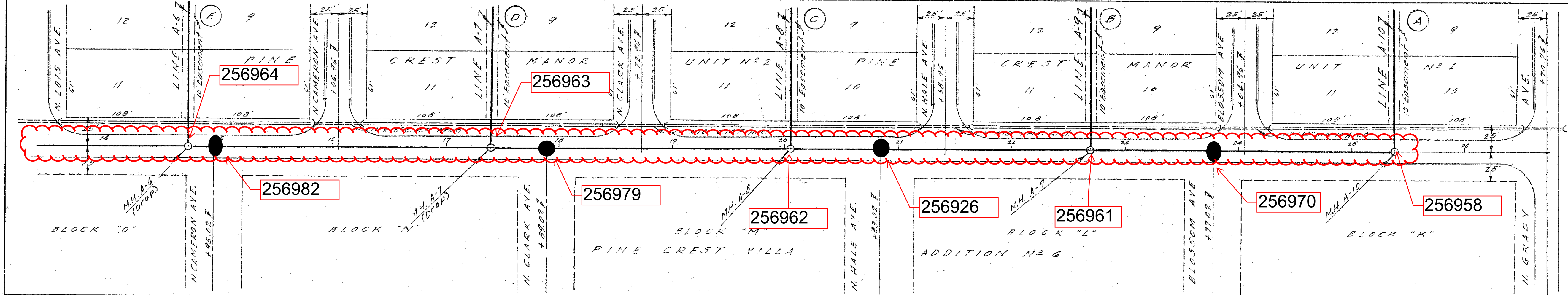
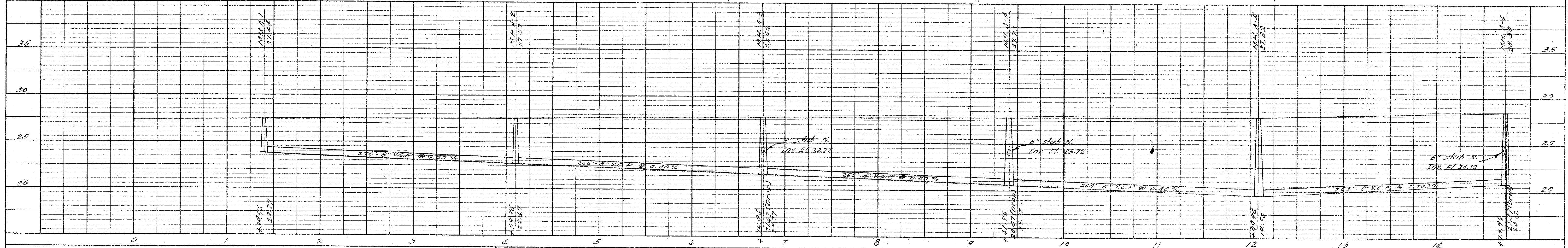
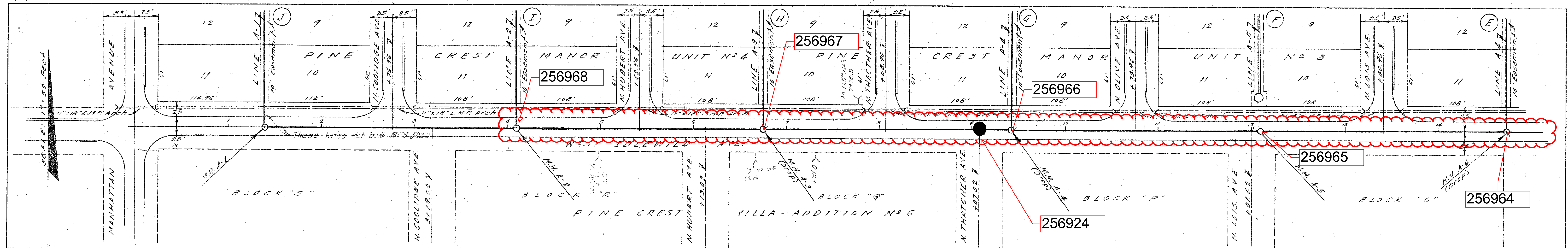
CITY of TAMPA
 WASTEWATER DEPARTMENT

**Idlewild PS Collections System
 Rehabilitation by CIPP Lining**
 AREA MAP 4

**SHEET
 7**

DATE	
BY	
SURVEYED	
NOTE BOOK	
ALIGNED CHECKED	
RT. OF WAY CHECKED	
NO.	

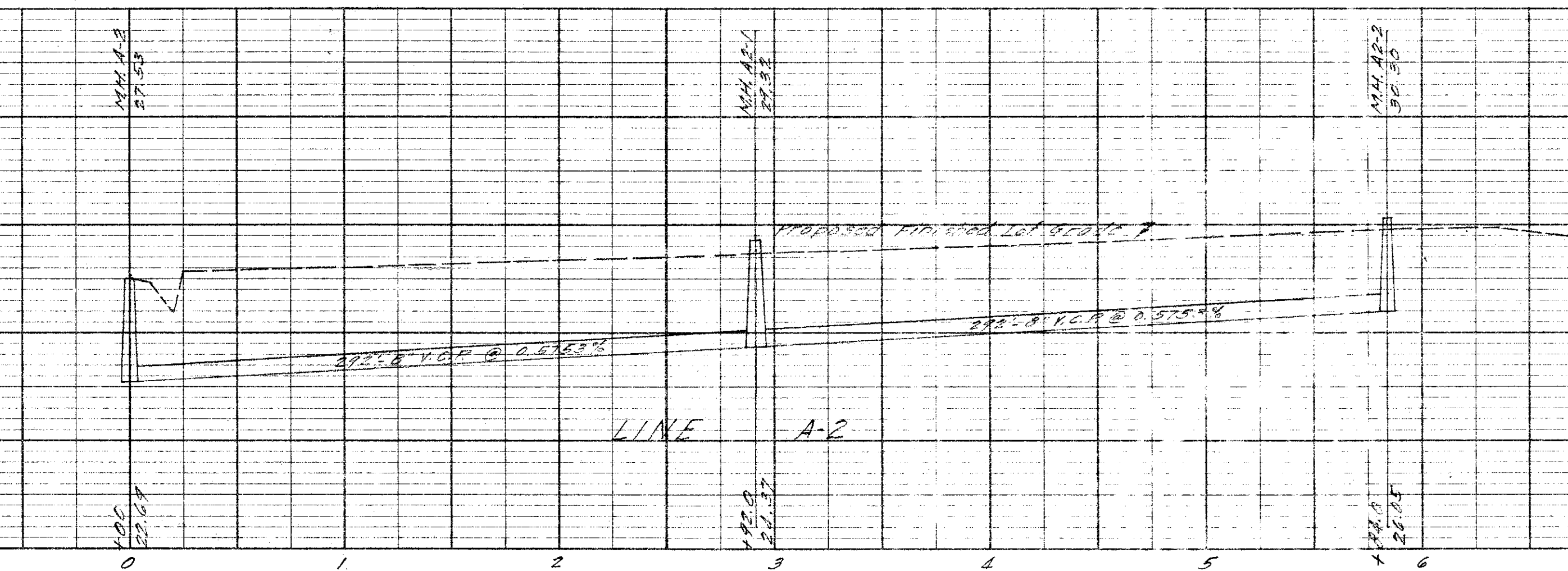
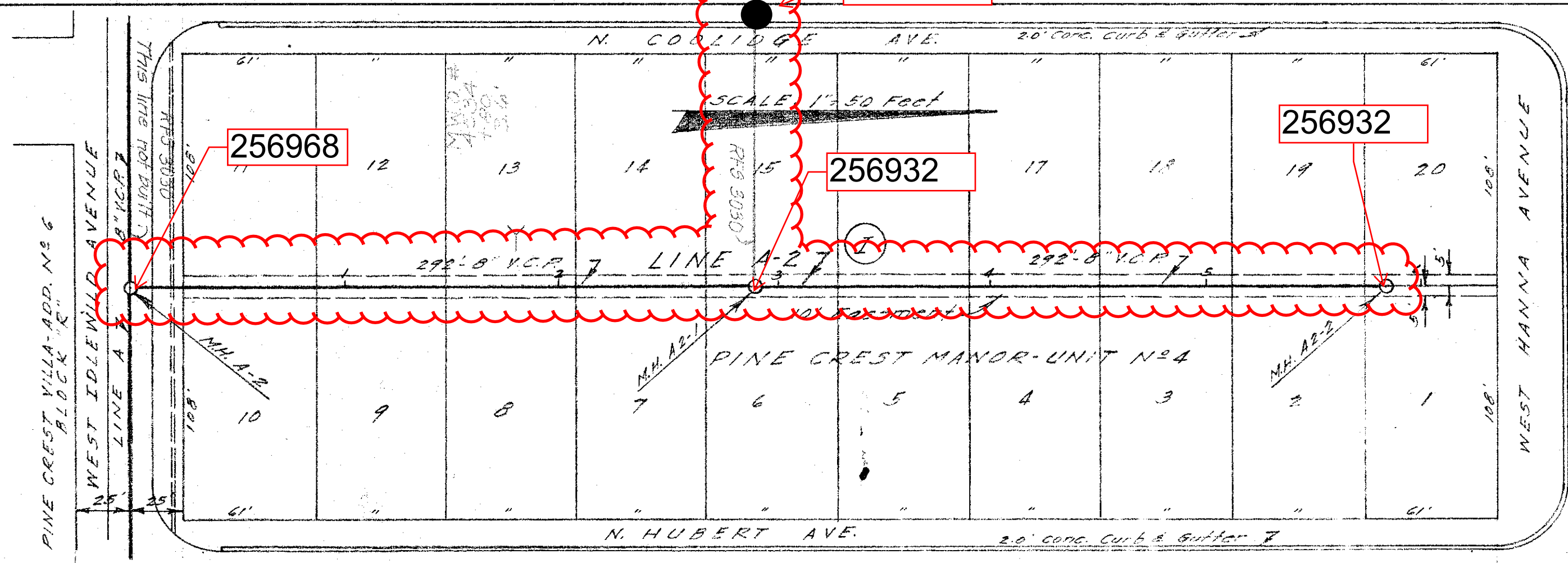
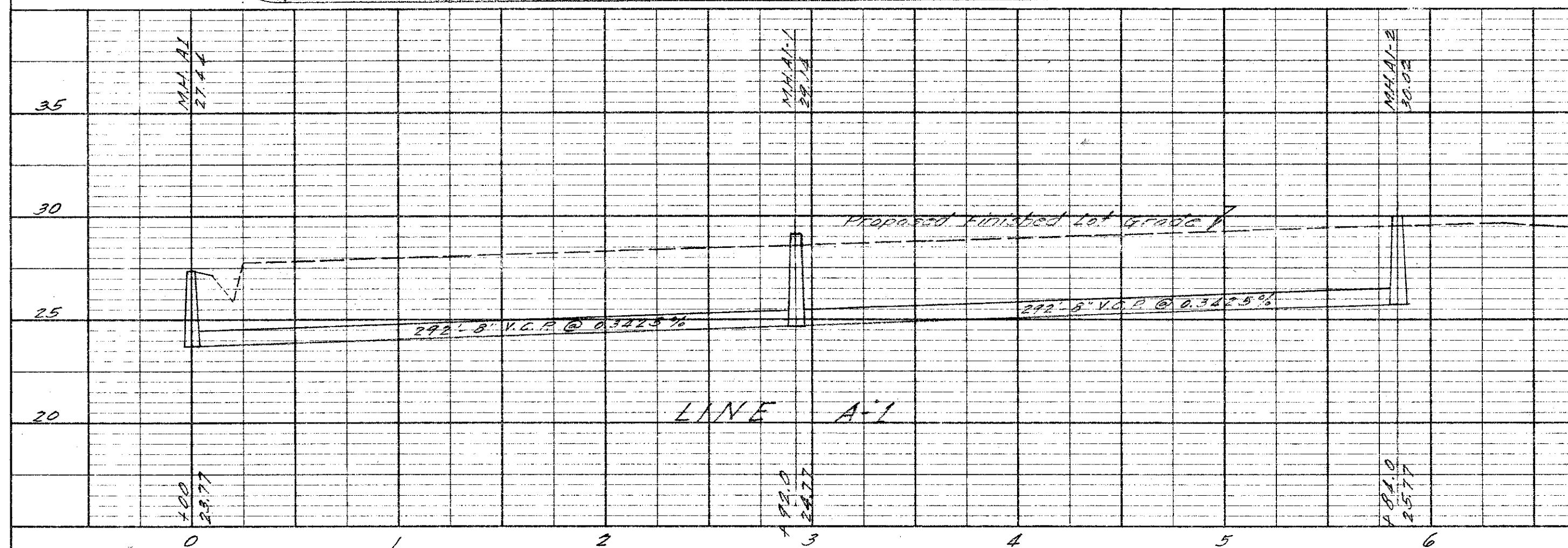
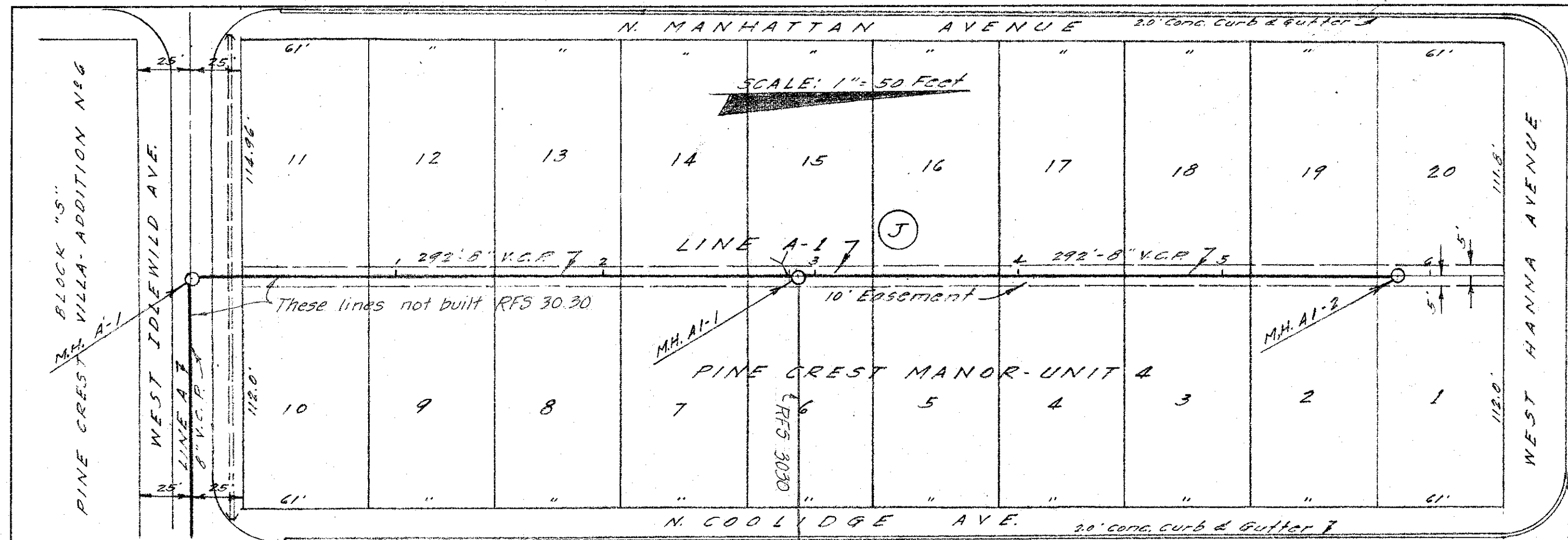
DATE	
BY	
SURVEYED	
NOTE BOOK	
GRADES CHECKED	
STRUCTURE NOTATIONS CHECKED	
NO.	



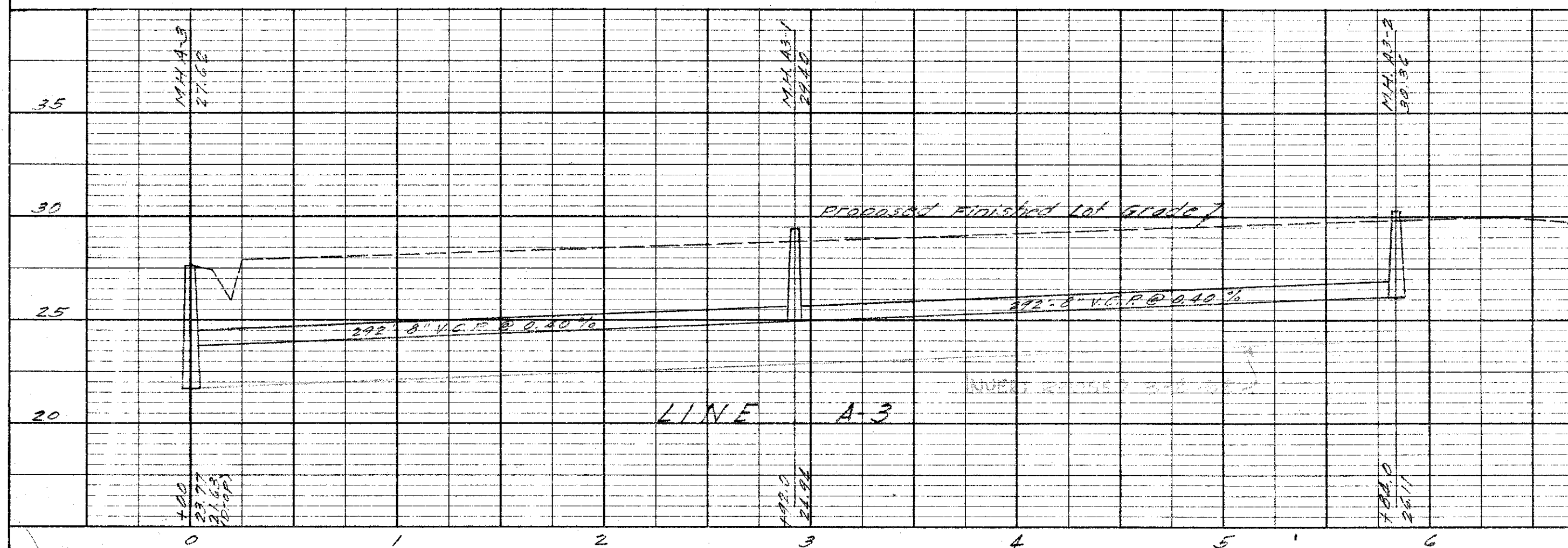
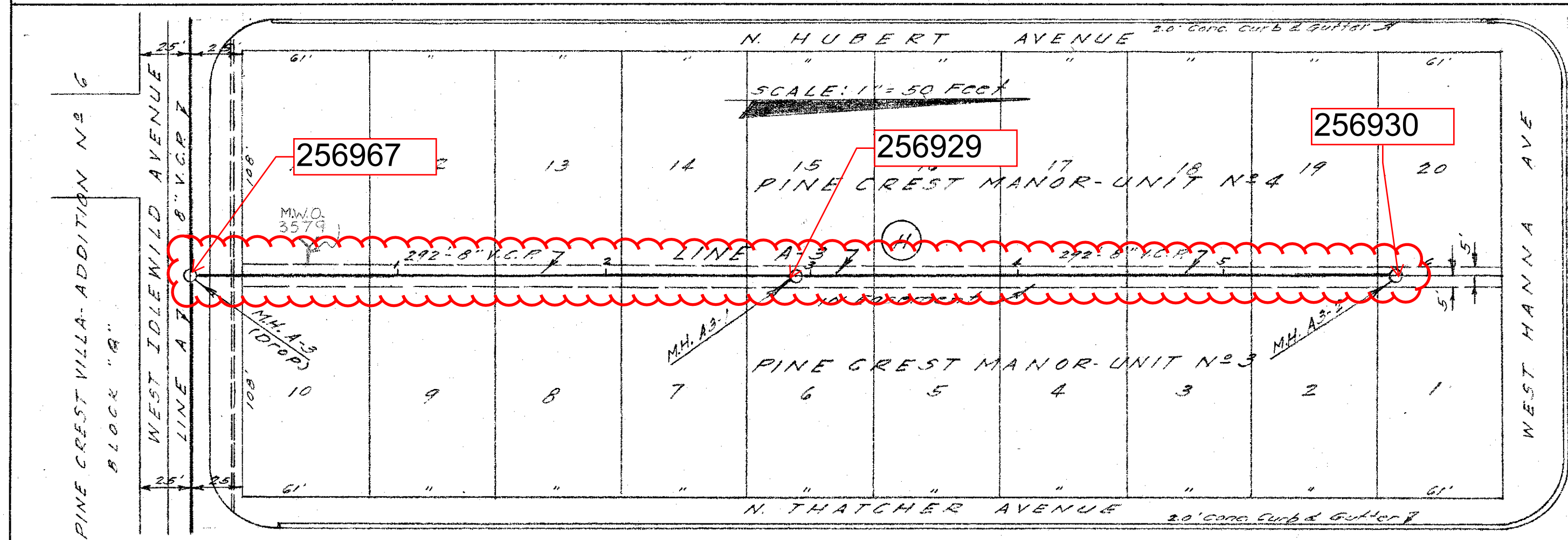
NOTE: ALL CONSTRUCTION TO CONFORM TO CITY OF TAMPA STANDARDS. WYE CONNECTIONS TO BE INSTALLED TO SERVICE EACH LOT.

APPROVED: [Signature] 1957
 BY: [Signature] SUPERINTENDENT
 BUREAU OF SANITARY SEWERS
 SEWERAGE COLLECTION SYSTEM
 LINE "A"
 WEST IDLEWILD AVE.
 PINE CREST MANOR
 Harry Davis Const. Co., Inc. - D.M.H./D.D.P.S.
 OFFICE OF: JOE K. MERRIN, P.E.
 BY: [Signature]
 DATE: MAR 22, 1957 SCALE: 1" = 50' FOOT
 REVISED:

PLAN	BY	DATE
SUBMITTED		
PLOTTED		
ALIGNMENT CHECKED		
NO. OF WAY CHECKED		
NO.		



PROFILE	BY	DATE
SUBMITTED		
PLOTTED		
GRADES CHECKED		
STRUCTURE NOTATION CHECKED		
NO.		


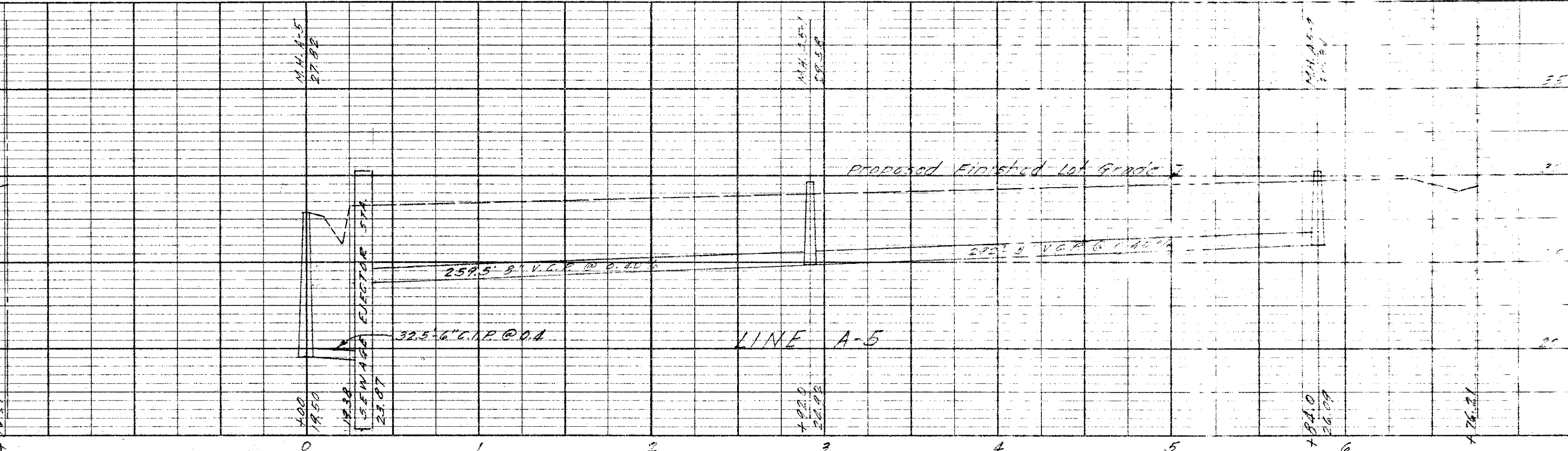
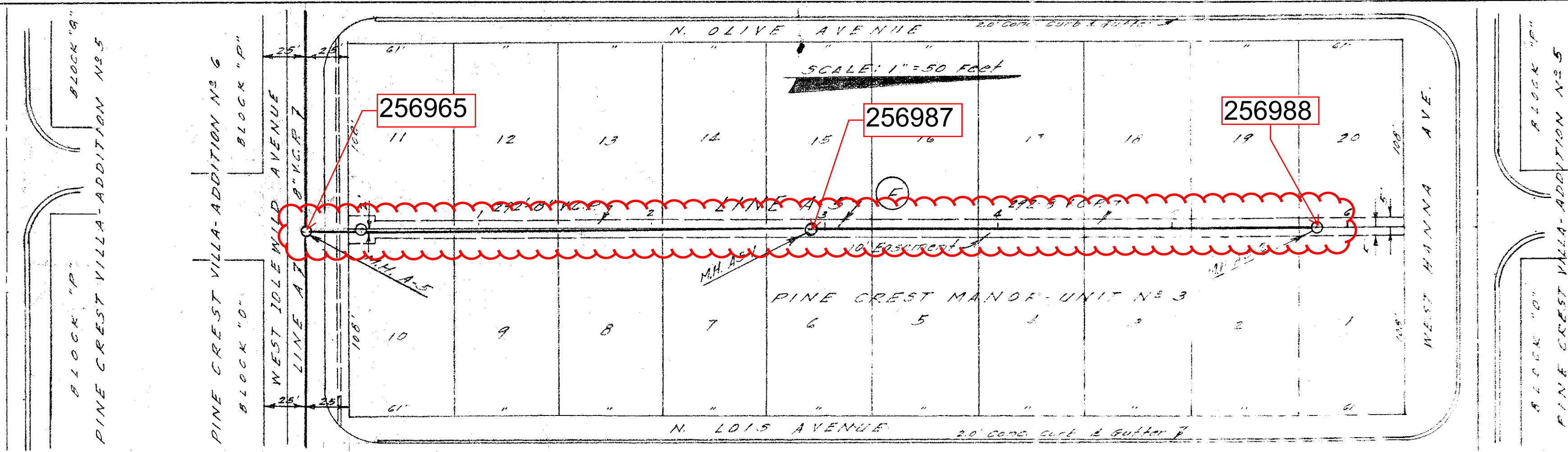
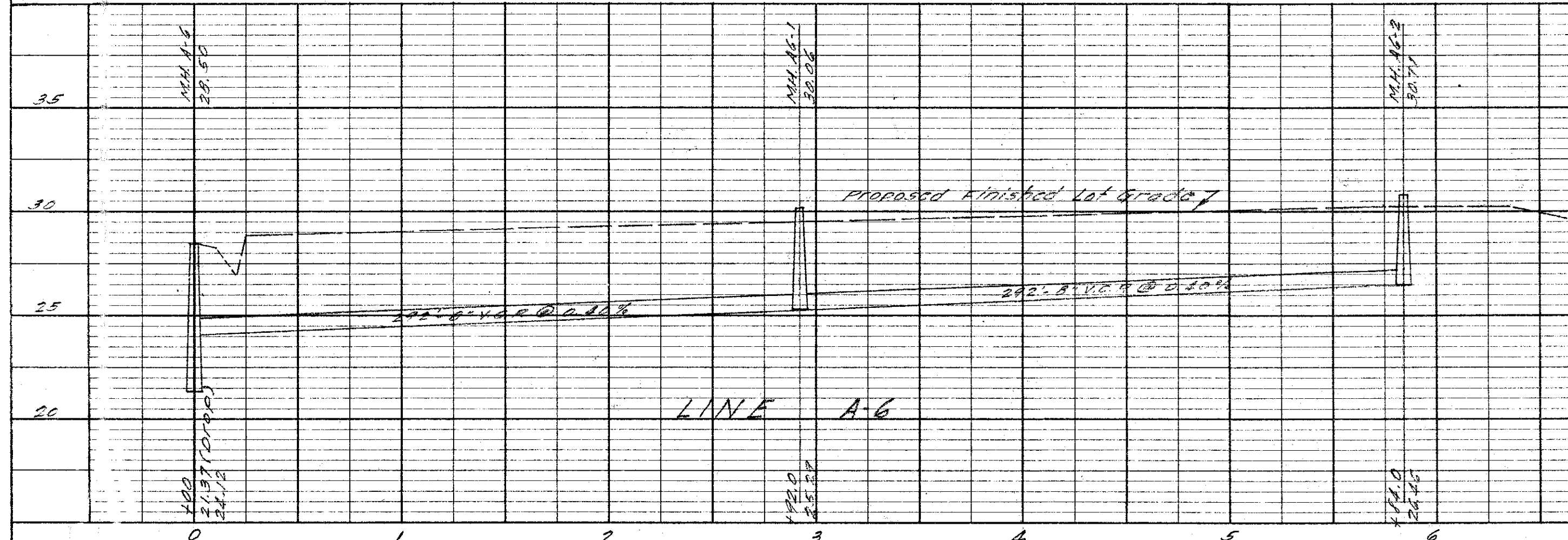
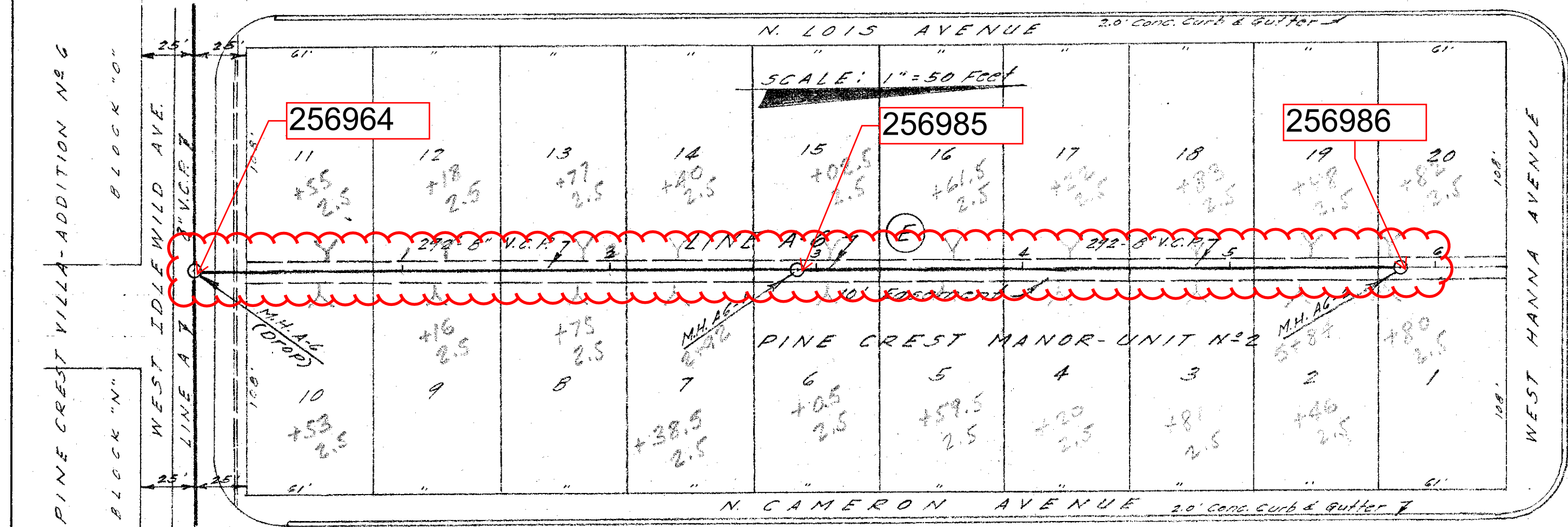

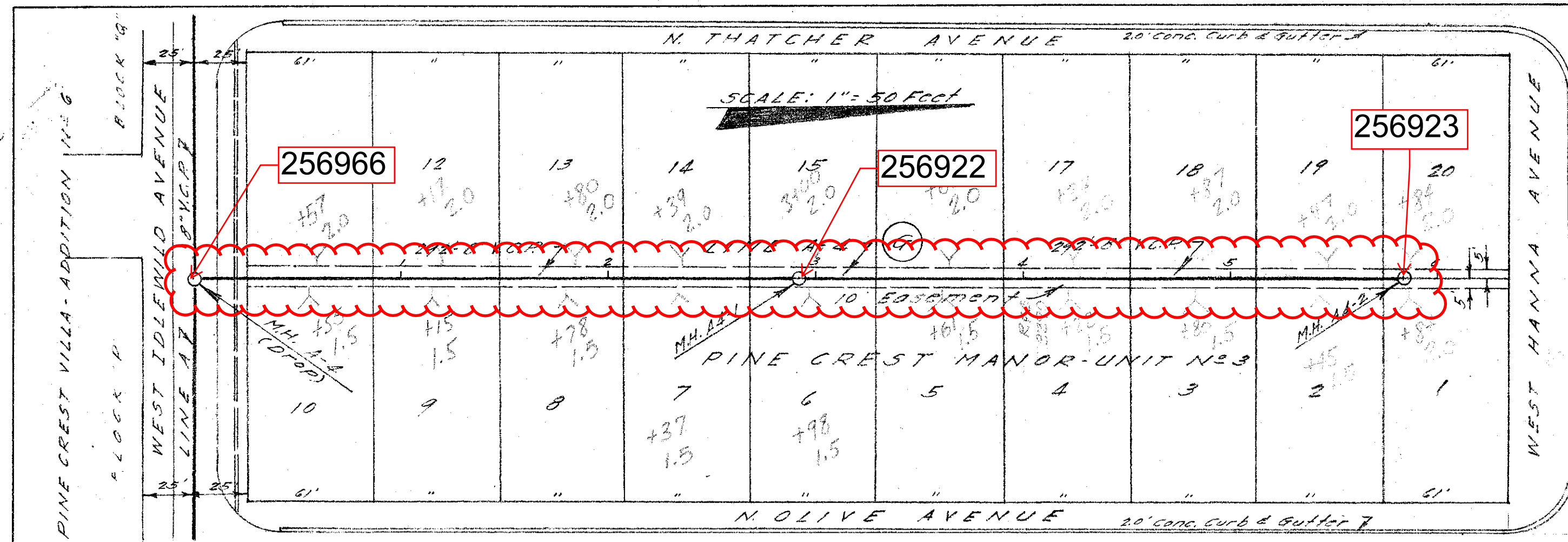


NOTE: ALL CONSTRUCTION TO CONFORM TO CITY OF TAMPA STANDARDS. WYE CONNECTIONS TO BE INSTALLED TO SERVICE EACH LOT.

APPROVED: [Signature] 1999
 PUBLIC WORKS SUPERINTENDENT
 CITY OF TAMPA
 REVIEW OF SANITARY SEWERS
 SEWERAGE COLLECTION
 SYSTEM
 LINES A1, A2, & A3
 PINE CREST MANOR
 L. W. BULL, SENIOR CIVIL ENGINEER
 OFFICE OF JOE K. MERRIN, P.E.
 P.O. BOX 607, TAMPA, FL 33602
 D. W. MERRIN, P.E. 500 R.T. 1, 330, TAMPA, FL 33602

BY: _____ DATE: _____
 SURVEYED: _____
 PLOTTED: _____
 NOTE BOOK: _____
 STRUCTURE NOTATIONS ON NO. _____

BY: _____ DATE: _____
 SURVEYED: _____
 PLOTTED: _____
 NOTE BOOK: _____
 STRUCTURE NOTATIONS ON NO. _____



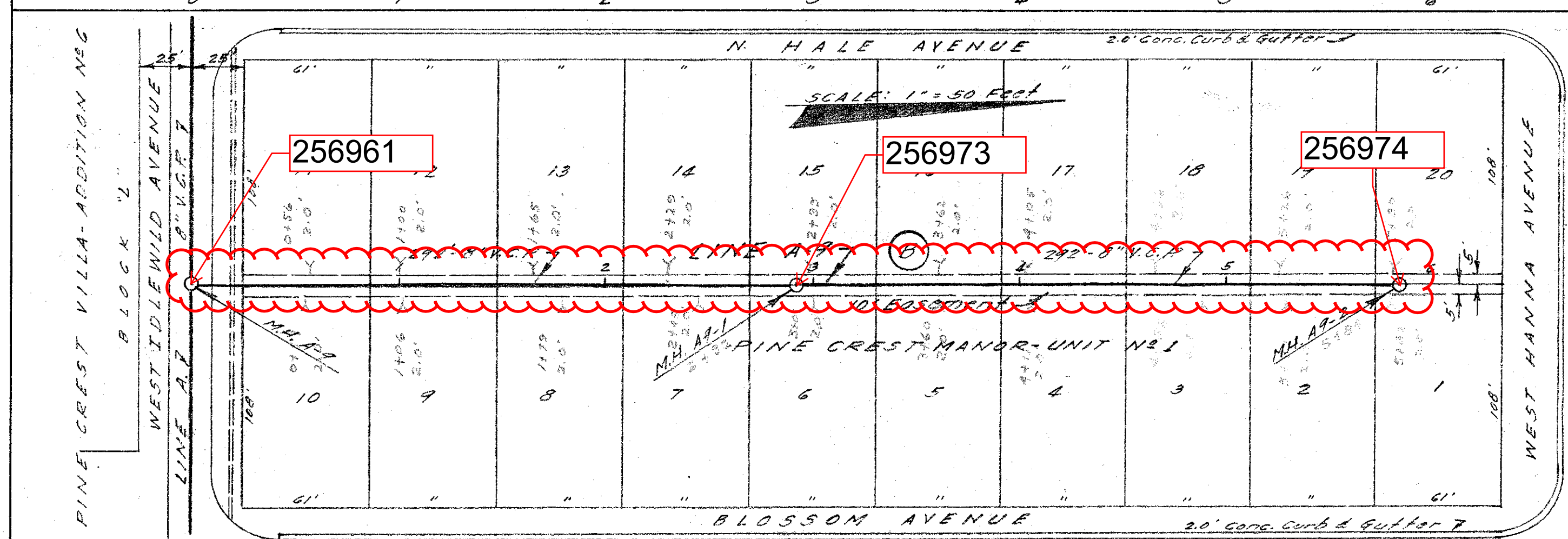
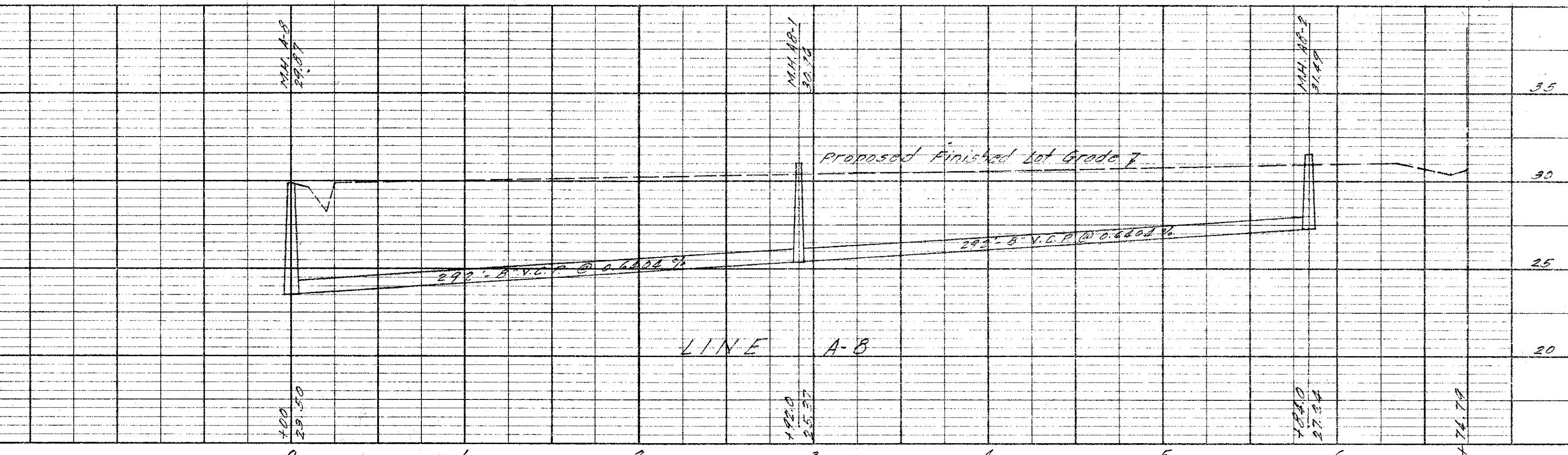
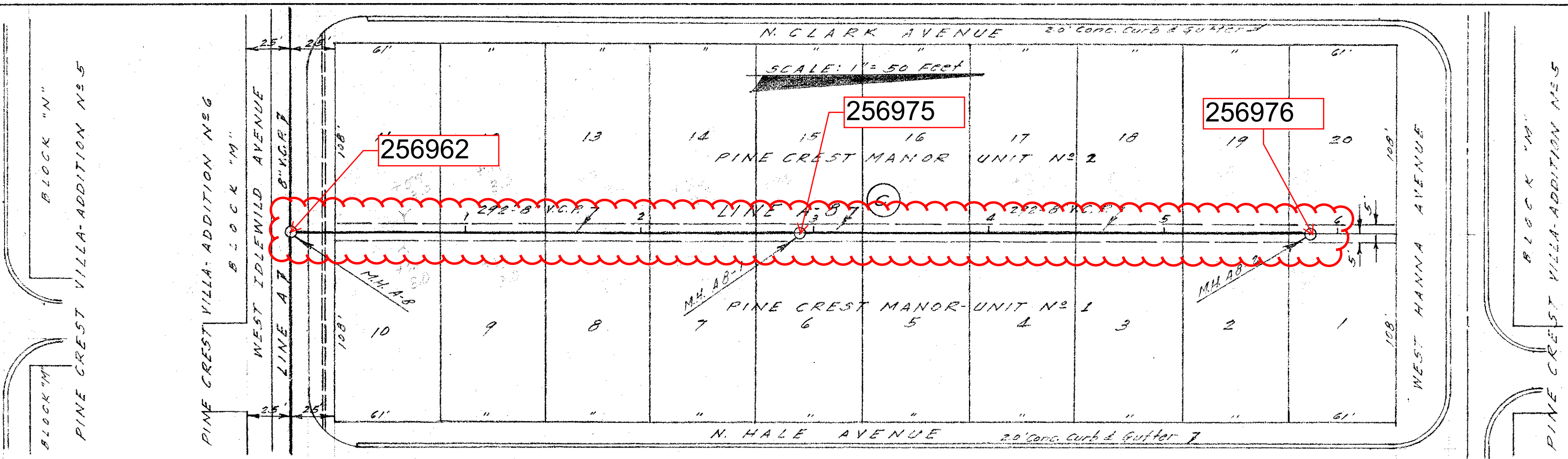
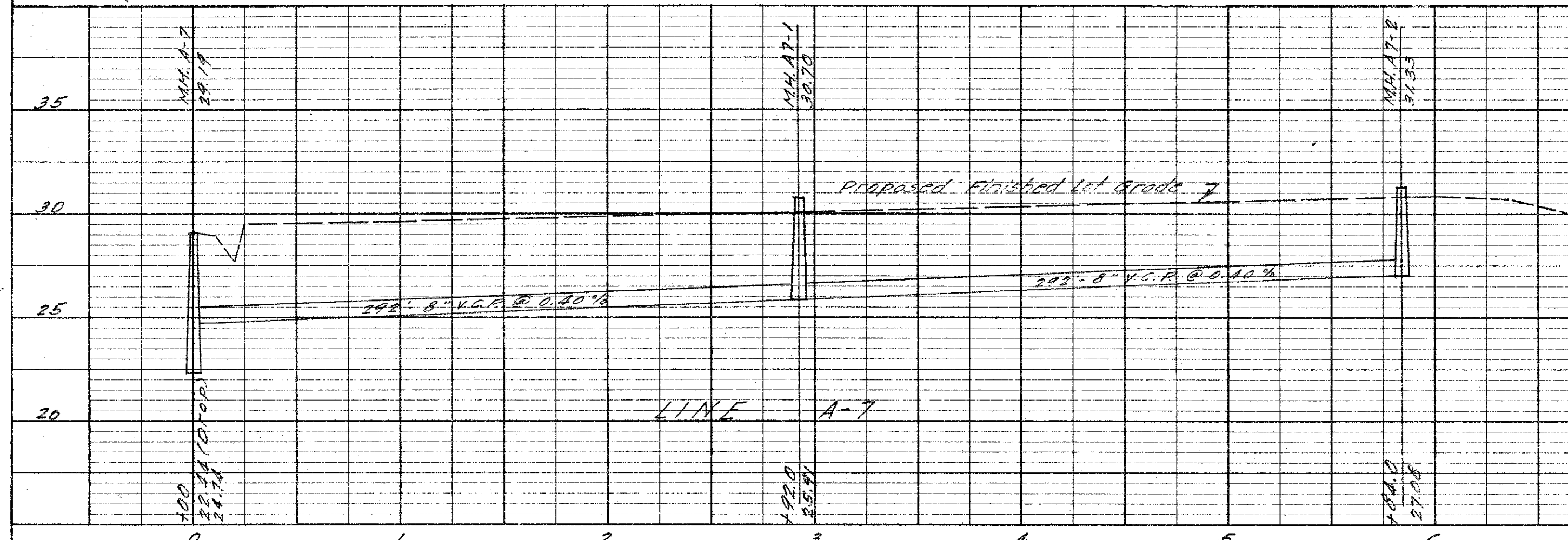
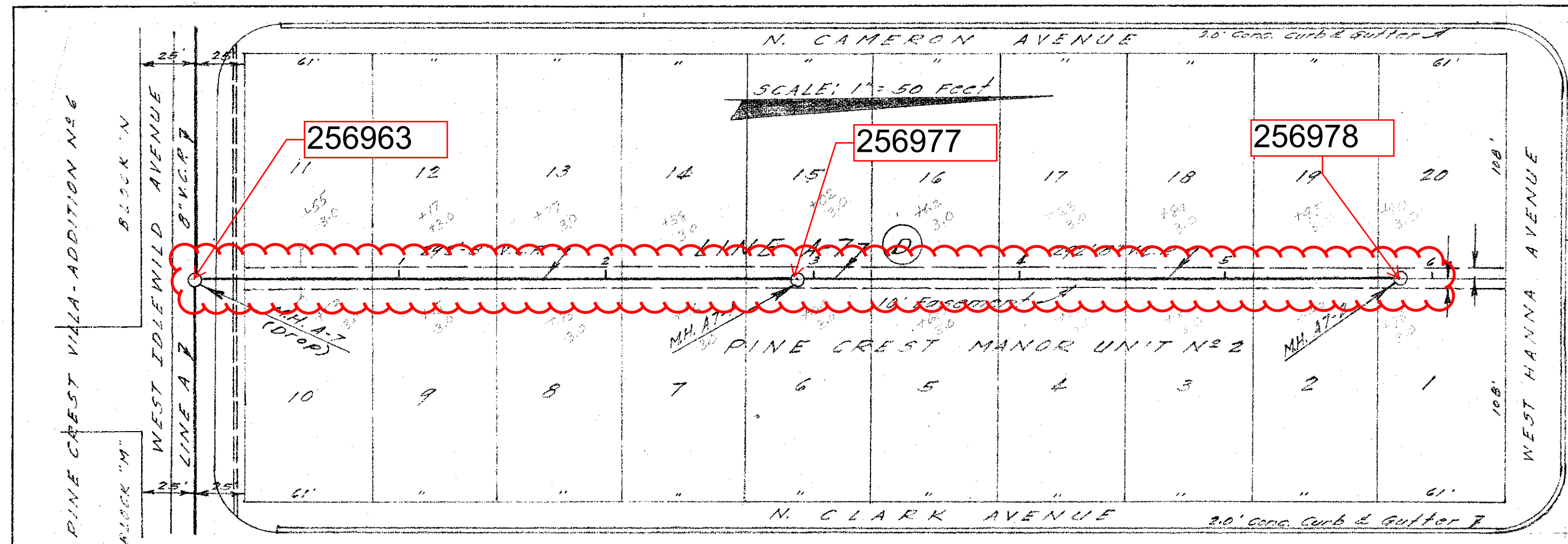


NOTE: ALL CONSTRUCTION TO CONFORM TO CITY OF TAMPA STANDARDS. WYE CONNECTIONS TO BE INSTALLED TO SERVICE EACH LOT.

APPROVED: _____
 BY: _____ SUPERINTENDENT
 BUREAU OF SANITARY SEWERS
 SEWERAGE COLLECTION SYSTEM
 LINES A-4, A-5, & A-6
 PINE CREST MANOR
 HOFFA BOYS CONST. CO., INC. DEVELOPERS
 OFFICE OF: JOE K. MERRIN, P.E.
 BY: JOE K. MERRIN, REG. PROFESSIONAL ENGINEER
 NO. 14, 25447, 1988
 SCALE: 1"=30 FT

PLAN
 SURVEYED
 PLOTTED
 CHECKED
 BY
 DATE
 NOTE BOOK NO.
 STRUCTURE NOTATIONS CH' NO.

PROFILE
 SURVEYED
 PLOTTED
 CHECKED
 BY
 DATE
 NOTE BOOK NO.
 STRUCTURE NOTATIONS CH' NO.




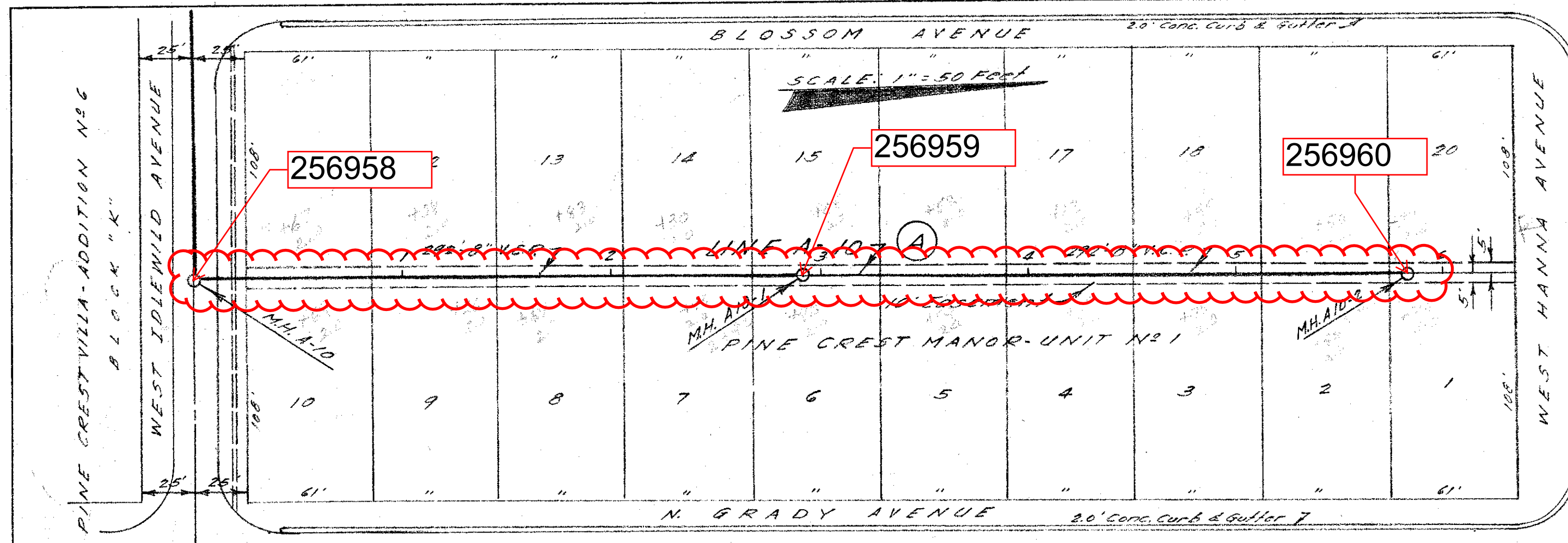
NOTE: ALL CONSTRUCTION TO CONFORM TO CITY OF TAMPA STANDARDS. WYE CONNECTIONS TO BE INSTALLED TO SERVICE EACH LOT.

APPROVED: [Signature] 1958
 BY: B. M. DUNCAN, SUPERINTENDENT
 BUREAU OF SANITARY SEWERS
 SEWERAGE COLLECTION SYSTEM
 LINES A7, A8 & A9

PINE CREST MANOR
 HOLLY BRYAN CONSULT. CO., INC. DESIGNERS
 OFFICE OF: JOE K. HERRIN, PE
 BY: [Signature]
 DATE: MAR 20, 1959. SCALE: 1" = 50 FEET
 REVISED:

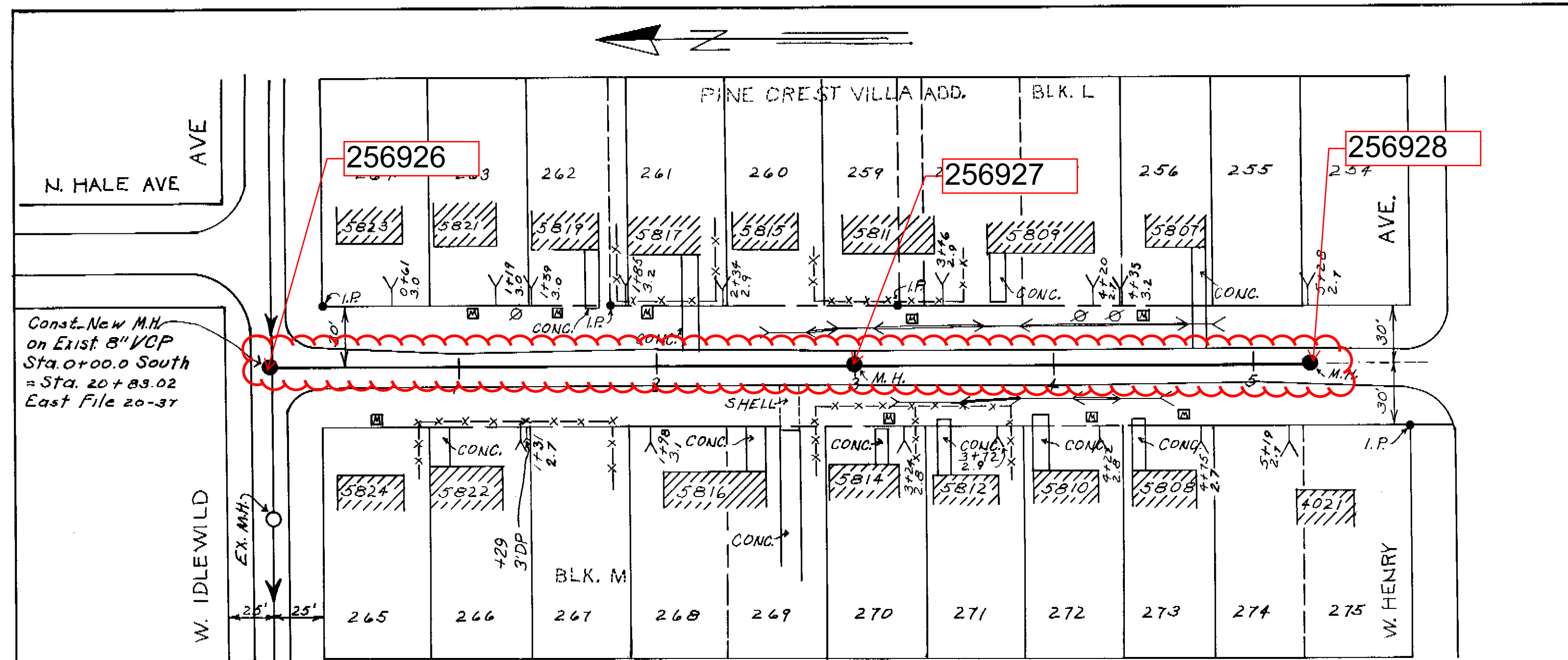
PLAN
 SURVEYED BY
 PLOTTED BY
 NOTE BOOK NO.
 ALIGNMENT CHECKED BY
 RT. OF WAY CHECKED BY

PROFILE
 SURVEYED BY
 PLOTTED BY
 NOTE BOOK NO.
 STRUCTURE NOTAS CHKO.

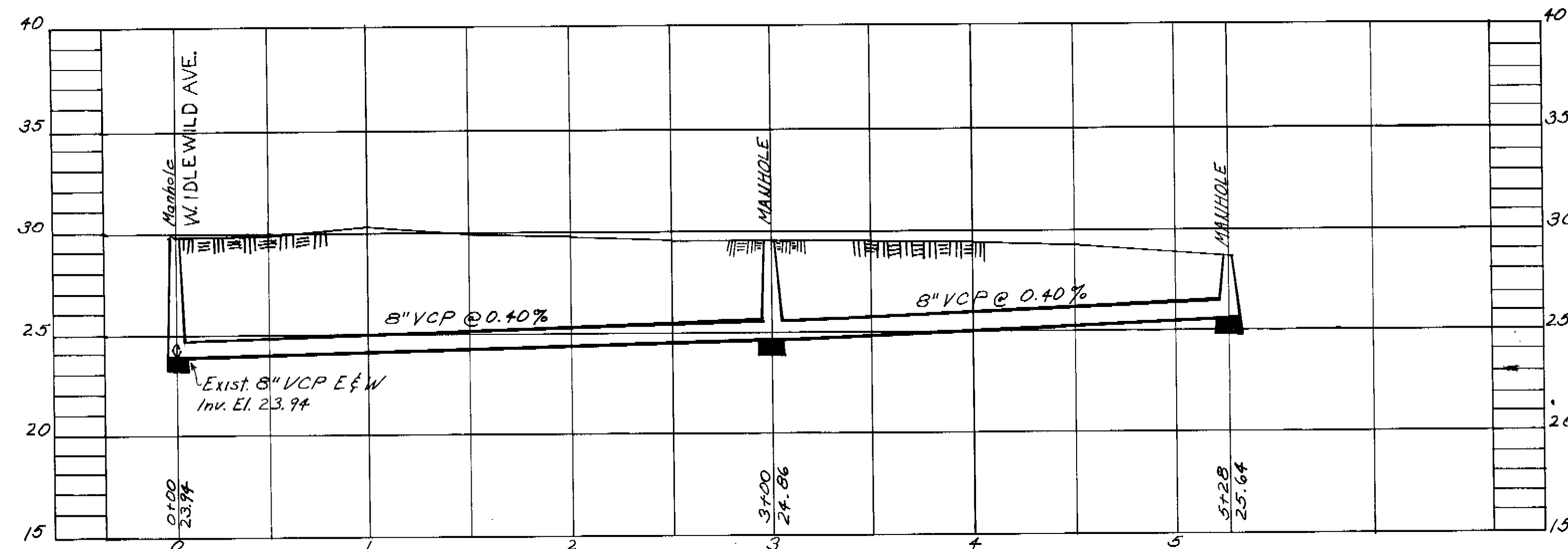


NOTE: ALL CONSTRUCTION TO CONFORM TO CITY OF TAMPA STANDARDS. WYE CONNECTIONS TO BE INSTALLED TO SERVICE EACH LOT.

APPROVED: [Signature] 1959
 BY: B.M. DUNCAN, SUPERINTENDENT
 BUREAU OF SANITARY SEWERS
 SEWERAGE COLLECTION SYSTEM
 LINE A-10
 PINE CREST MANOR
 HOFFY BOYD CONST. CO., INC. - DEVELOPERS
 OFFICE OF: JOE K. MERRIN, R.E.
 BY: JOE K. MERRIN, R.E. ENGINEER NO. 7782
 DATE: MAR. 20, 1959 SCALE: 1" = 50 FEET
 REVISED:

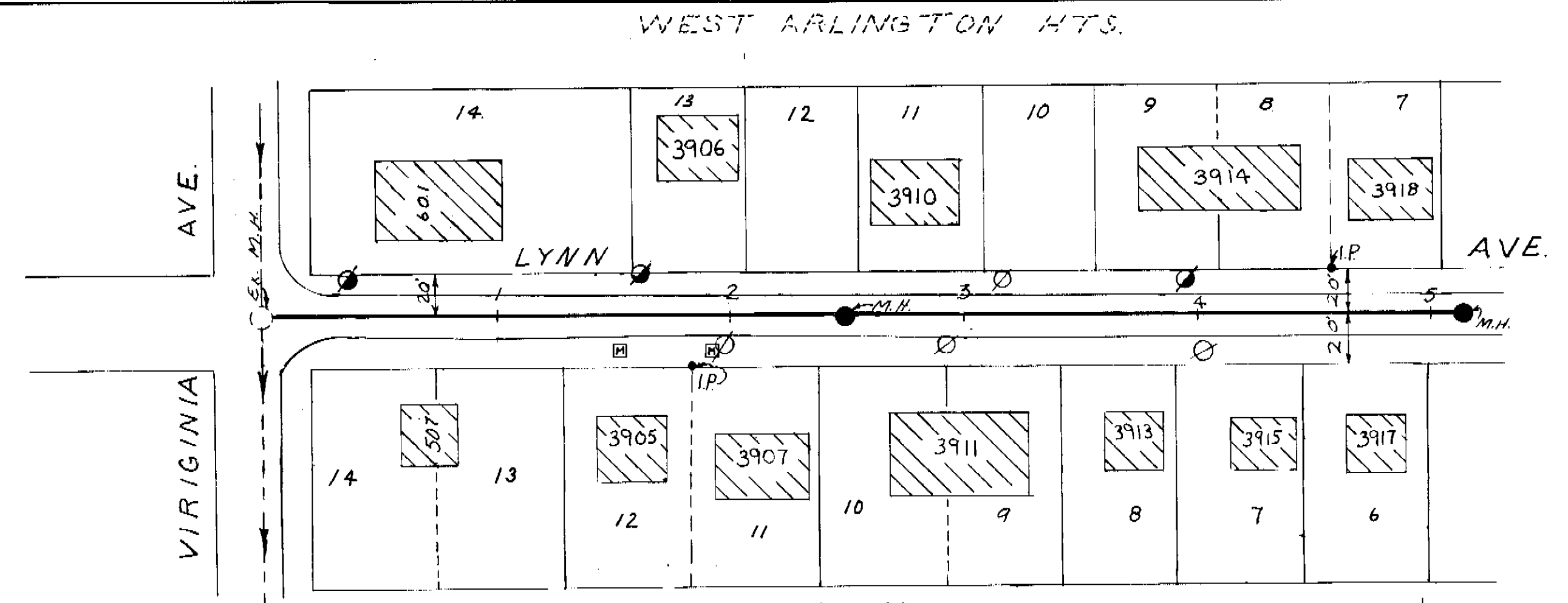


PLAN

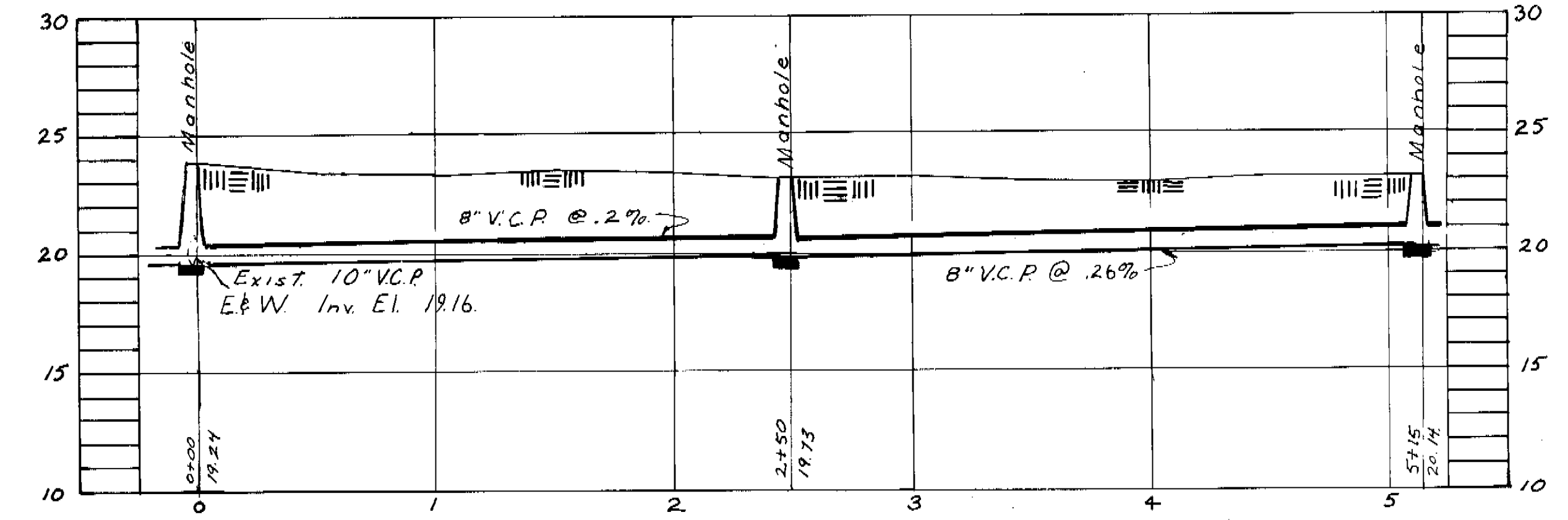


PROFILE
W.O. 2338

E-9-13



PLAN



PROFILE
W.O. 2169

VOID See Sheet 122-21

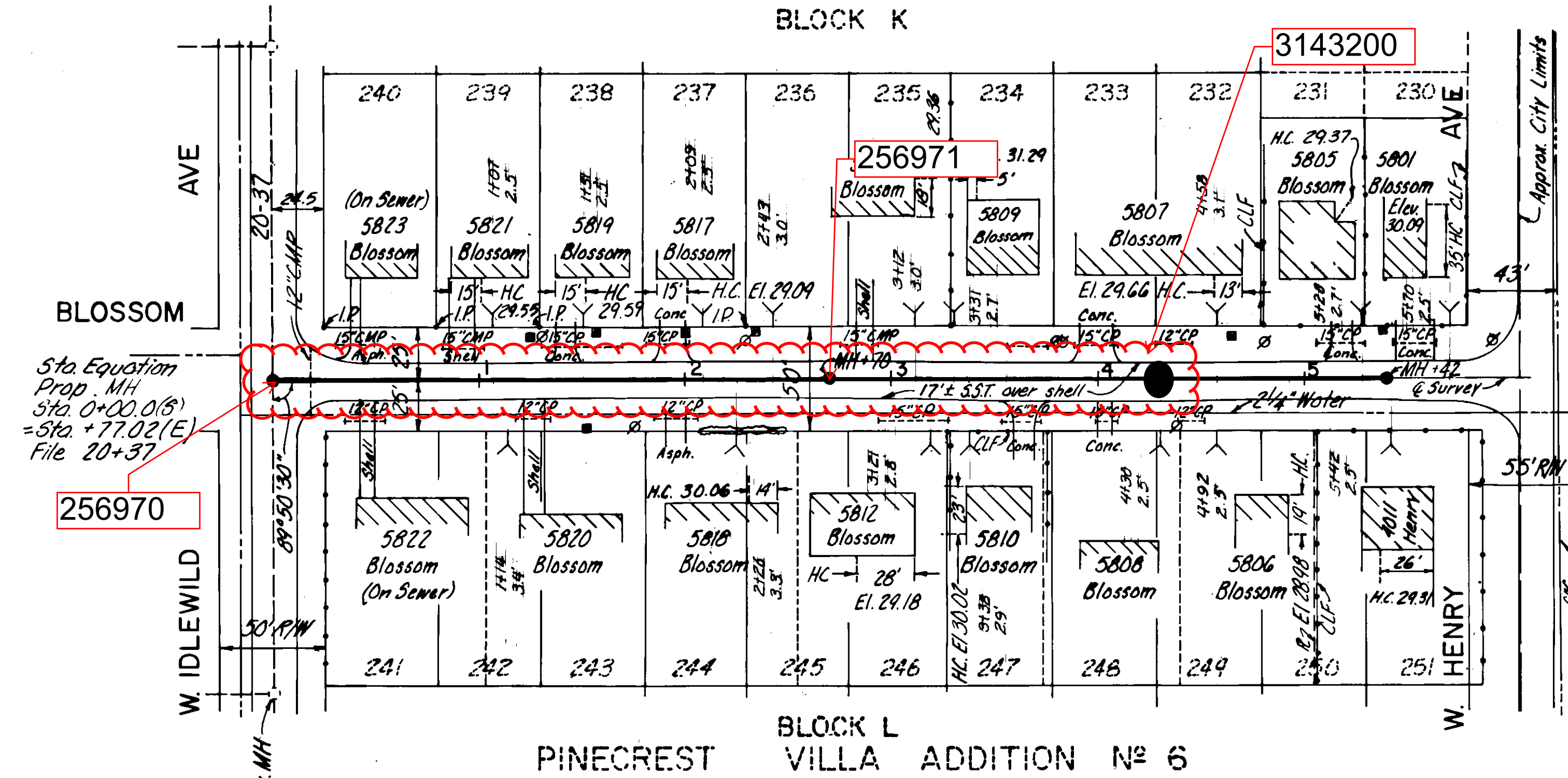
CITY OF TAMPA, FLORIDA
RENEWAL & REPLACEMENT
SEWER IMPROVEMENTS
N. HALE AVE. : W. Idlewild Ave. to W. Henry Ave.

DES: EGS
DRN: SML
CKD: EGS
DATE
F.F.B. 1972

SCALE:
50 0 50 100
1" = 50'

SHEET
OF

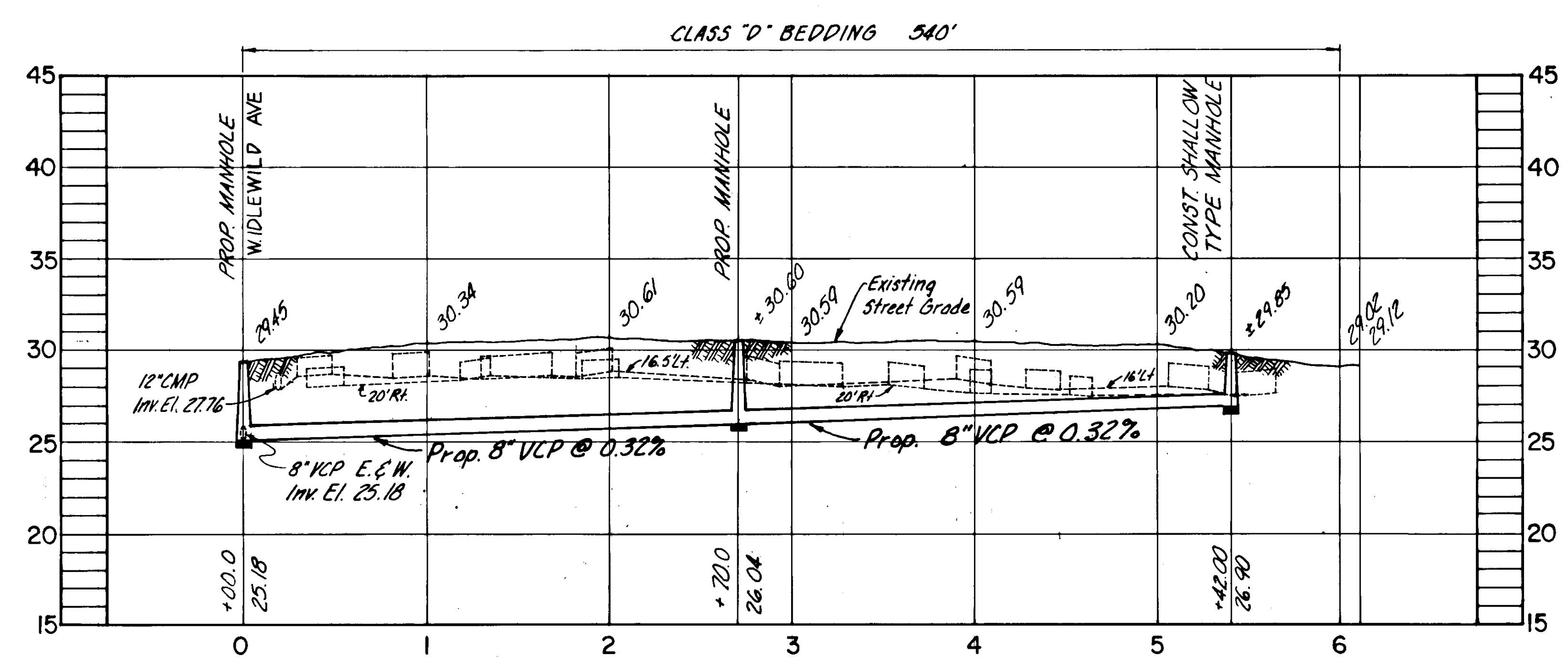
PINECREST VILLA ADDITION NO 6
BLOCK K



NOS Datum
TBM; Cut SE corner P.S., N. side Idlewild
@ E of Lois = 29.060
TBM; Cut end Hdw., SW corner Blossom Ave
& Idlewild = 31.490

- Note;
1. House connection locations are representative only, exact locations to be determined at time of construction.
 2. Replace pavement full width with permanent A/C surface replacement.
 3. Use ductile iron pipe for all house connection laterals which have less than 1.0 foot of clearance with ditch bottom.
 4. Construct 3' dia. brick manhole as per standard detail sheet for manhole at sta. 5+40.0

PLAN



PROFILE
W.O. 5522

AS BUILT

SEWER LINE LOCATION	
SEC. MAP NO.	L.I.N.E. NO.
E-9	18

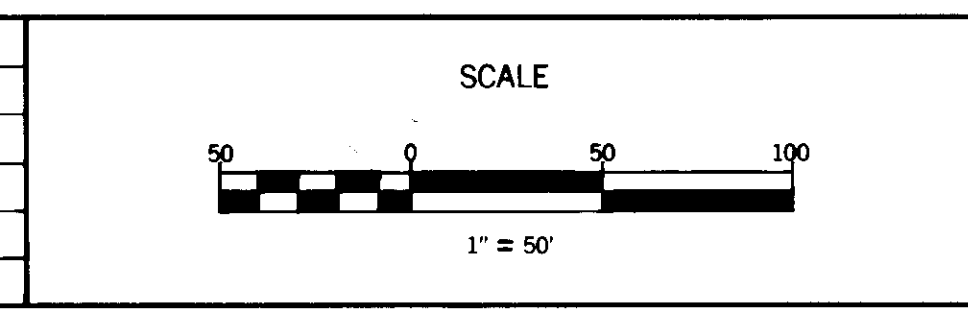
BRUNING 44.132.29817

Elton G. Smith
ELTON G. SMITH, P.E. # 19872
CHIEF ENGINEER
DEPARTMENT OF SANITARY SEWER

DES: JMR
DRN: DEP
CKD: JPM
DATE: 12/77

APPROVED BY
J.W. Silliman
J.W. SILLIMAN, P.E., DIRECTOR
DEPARTMENT OF SANITARY SEWERS

NO.	DATE	REVISIONS
1		
2		
3		
4		
5		



DEPARTMENT OF SANITARY SEWERS
CITY OF TAMPA, FLORIDA
RENEWAL & REPLACEMENT
SEWER IMPROVEMENT

BLOSSOM AVENUE / IDLEWILD AVENUE
to HENRY AVENUE

SHEET
OF

139-20