

# Equal Business Opportunity Program Semi-Annual Report

**April 22, 2010**



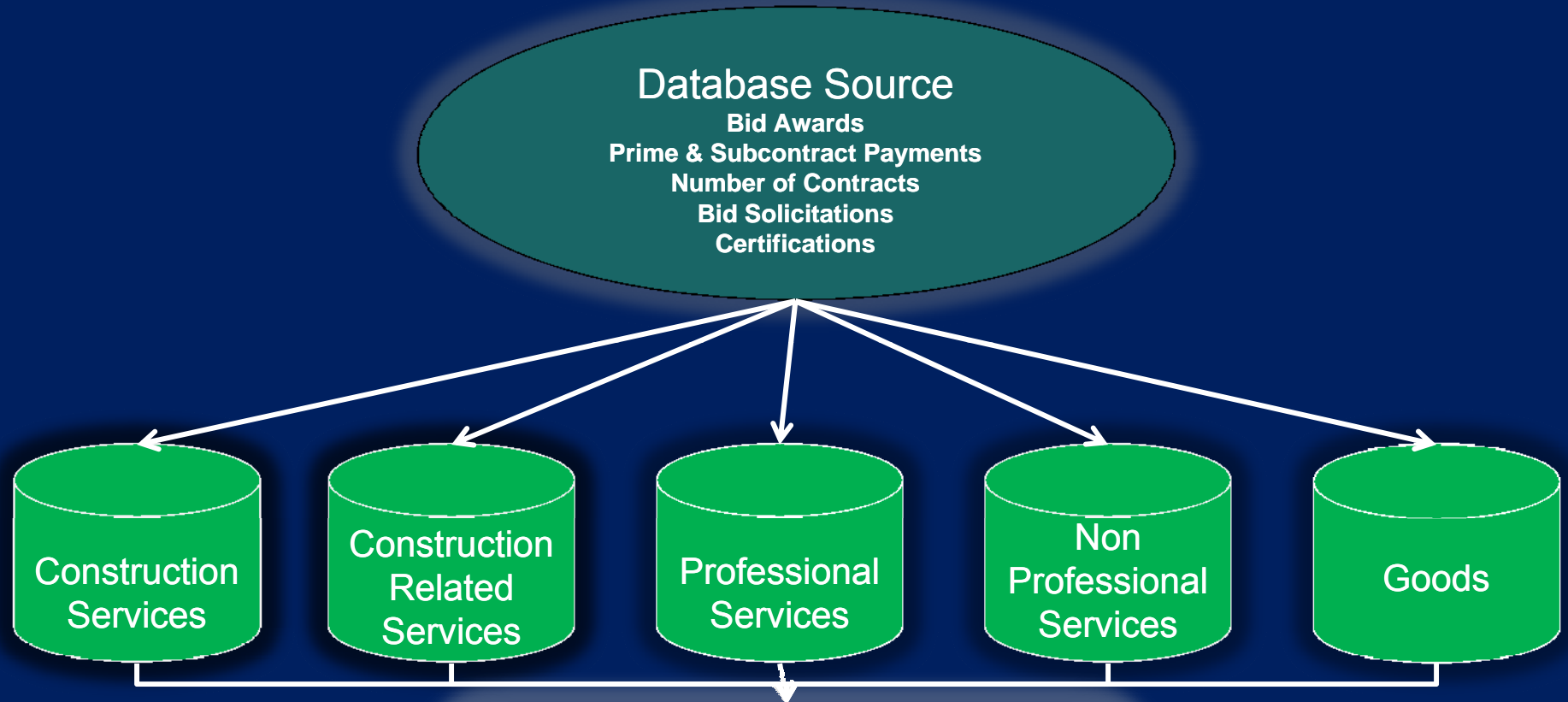
**Minority Business Development Office**



## **Introduction**

- **Ordinance 2008-89 requires developing reports that measure the availability and utilization of certified SLBE & WMBE vendors on the basis of all procurement categories, all contract awards and actual dollars paid.**
- **This is the 2<sup>nd</sup> report under new guidelines and methodology effective July 2008**
- **FY 2009 SLBE & WMBE utilization payments**
- **FY 2008 – 2009 Multi-Year Analysis**

# DMI Tracking Process



## Availability & Utilization

AA - African Am.-- M/F  
HA - Hispanic Am.-- M/F  
OA - Asian Am. -- M/F  
NA - Native Am. -- M/F  
CM - Caucasian Males  
CF - Caucasian Females

180 Reports Analyzed



## Report Data Elements

- **All Competitively Bid Procurement separated into four utilization areas:**
  - **SLBE Prime**
  - **SLBE Subcontracts**
  - **WMBE Prime**
  - **WMBE Subcontracts**



## **Report Data Elements (continued)**

- **Each utilization area is comprised of five industry categories:**
  - Construction**
  - Construction-Related Services**
  - Professional Services**
  - Non-Professional Services**
  - Goods**



## **Report Data Elements (continued)**

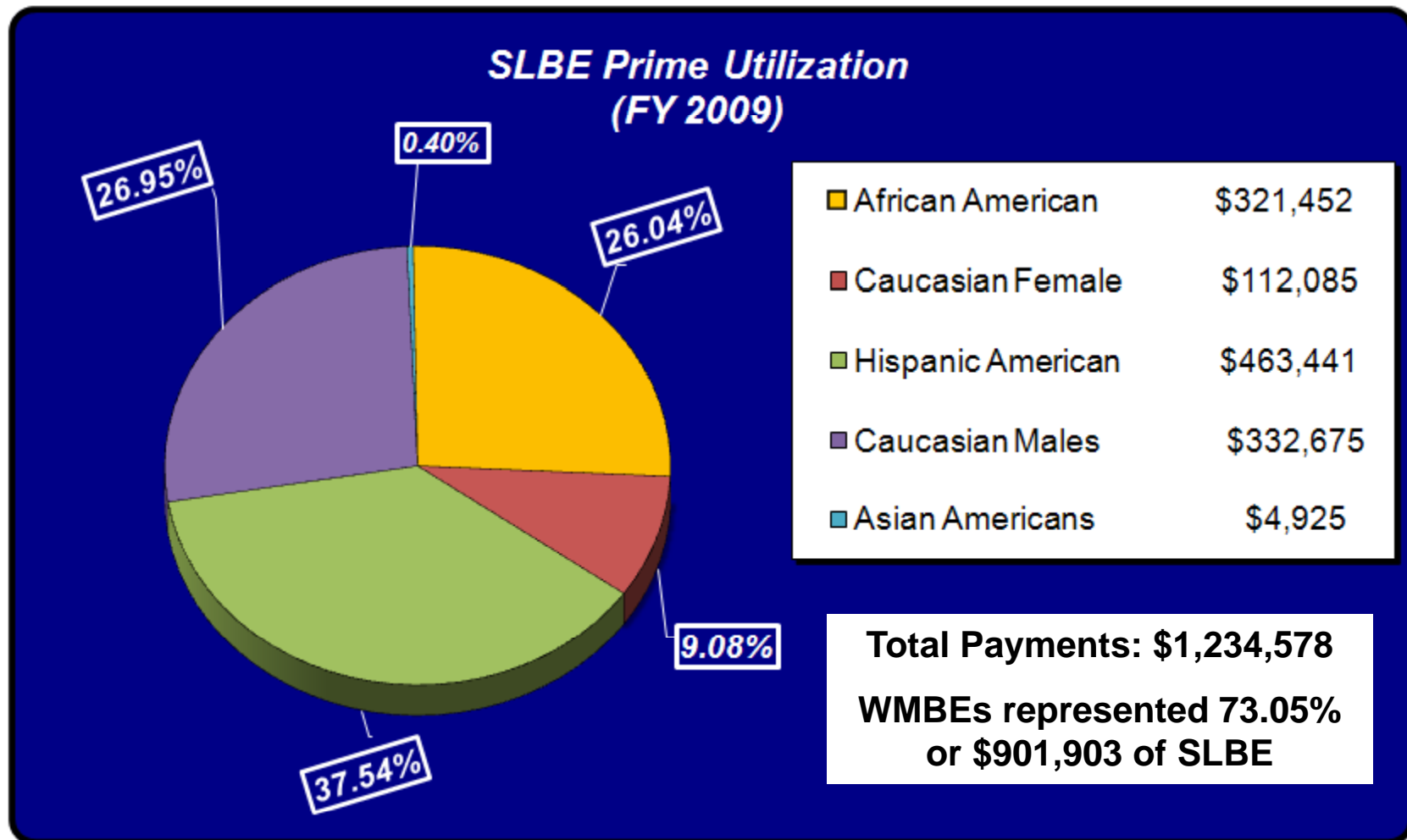
- **Prime contract data is separated by two dollar thresholds:**
  - Contracts \$500,000 and below**
  - Contracts \$25,000 and below**
  
- **All Subcontract dollars**



# FY 2009 Year End Summary

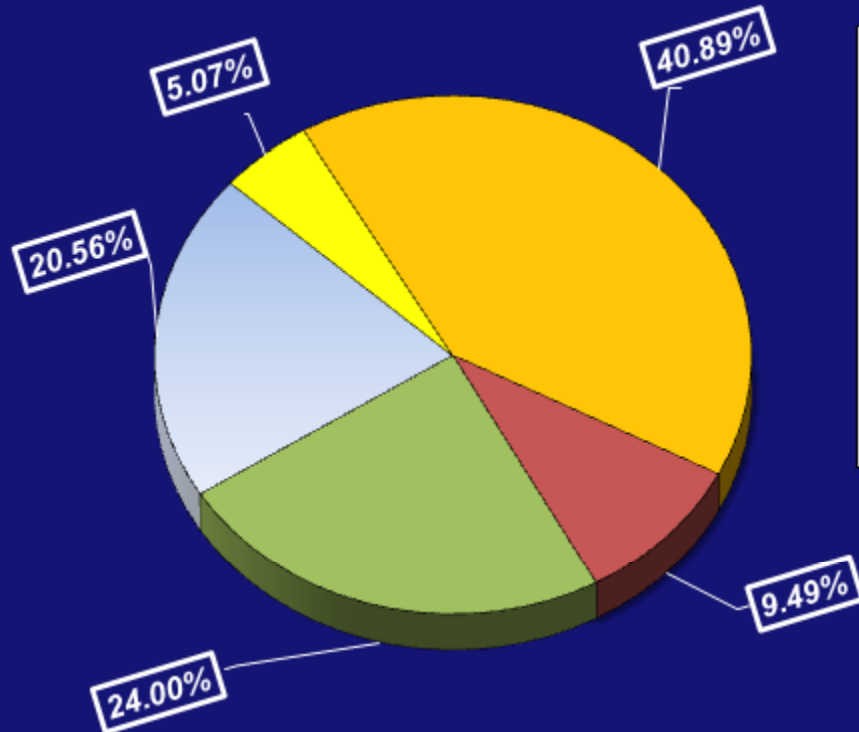
- SLBE Prime Payments
- SLBE Subcontract Payments
- WMBE Prime - Total Payments
- WMBE Prime - Under \$500,000.
- WMBE Prime - Under \$ 25,000.
- WMBE Subcontract Payments

# SLBE Prime Utilization



# SLBE Subcontract Utilization

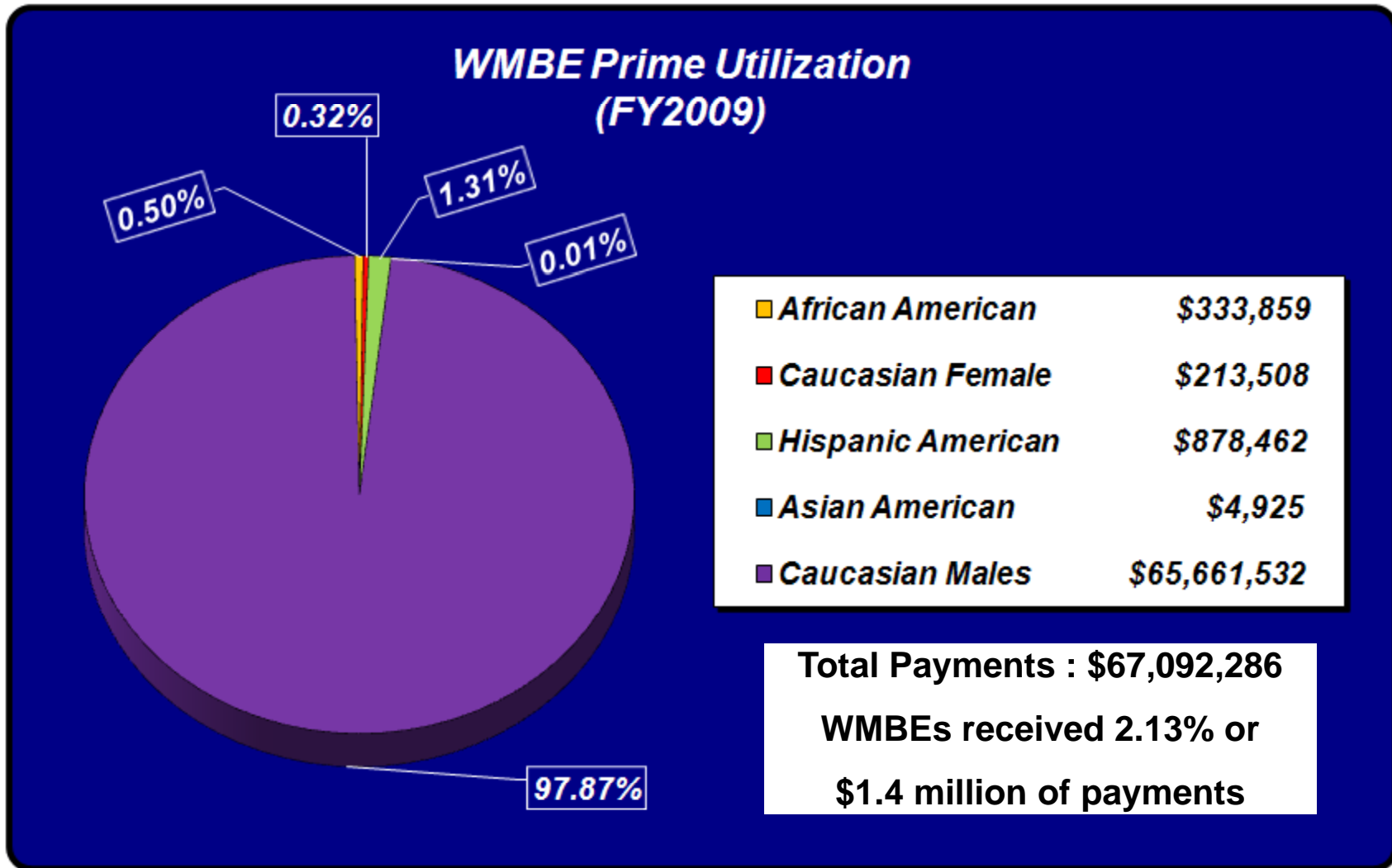
*SLBE Subcontract Utilization  
(FY 2009)*



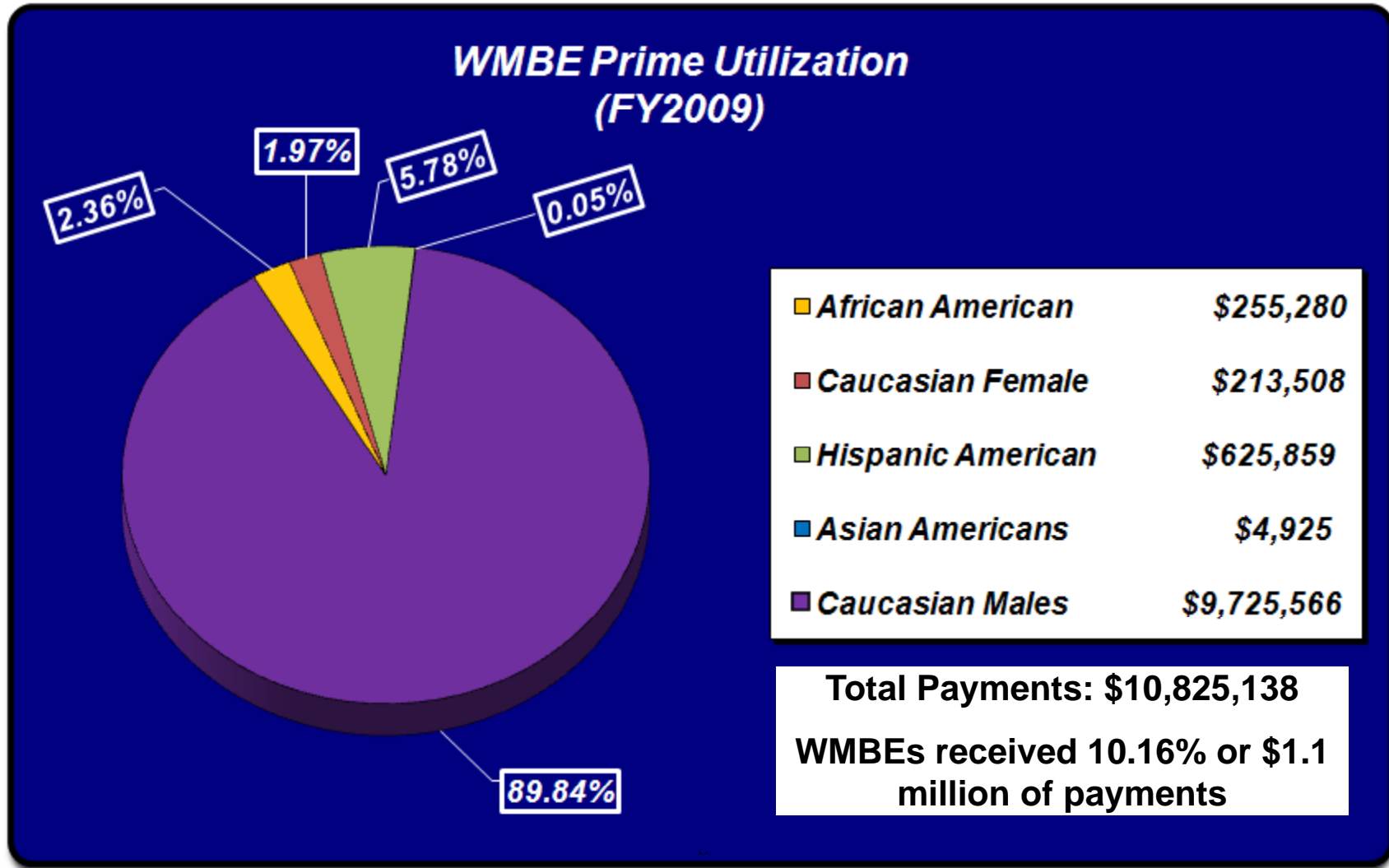
<b>African American</b>	<b>\$1,059,303</b>
<b>Caucasian Female</b>	<b>\$245,728</b>
<b>Hispanic American</b>	<b>\$621,684</b>
<b>Caucasian Males</b>	<b>\$532,560</b>
<b>Native American</b>	<b>\$131,357</b>

**Total Payments : \$2,590,632**  
**WMBEs represented 79.44% or**  
**\$2,058,072 of SLBE**

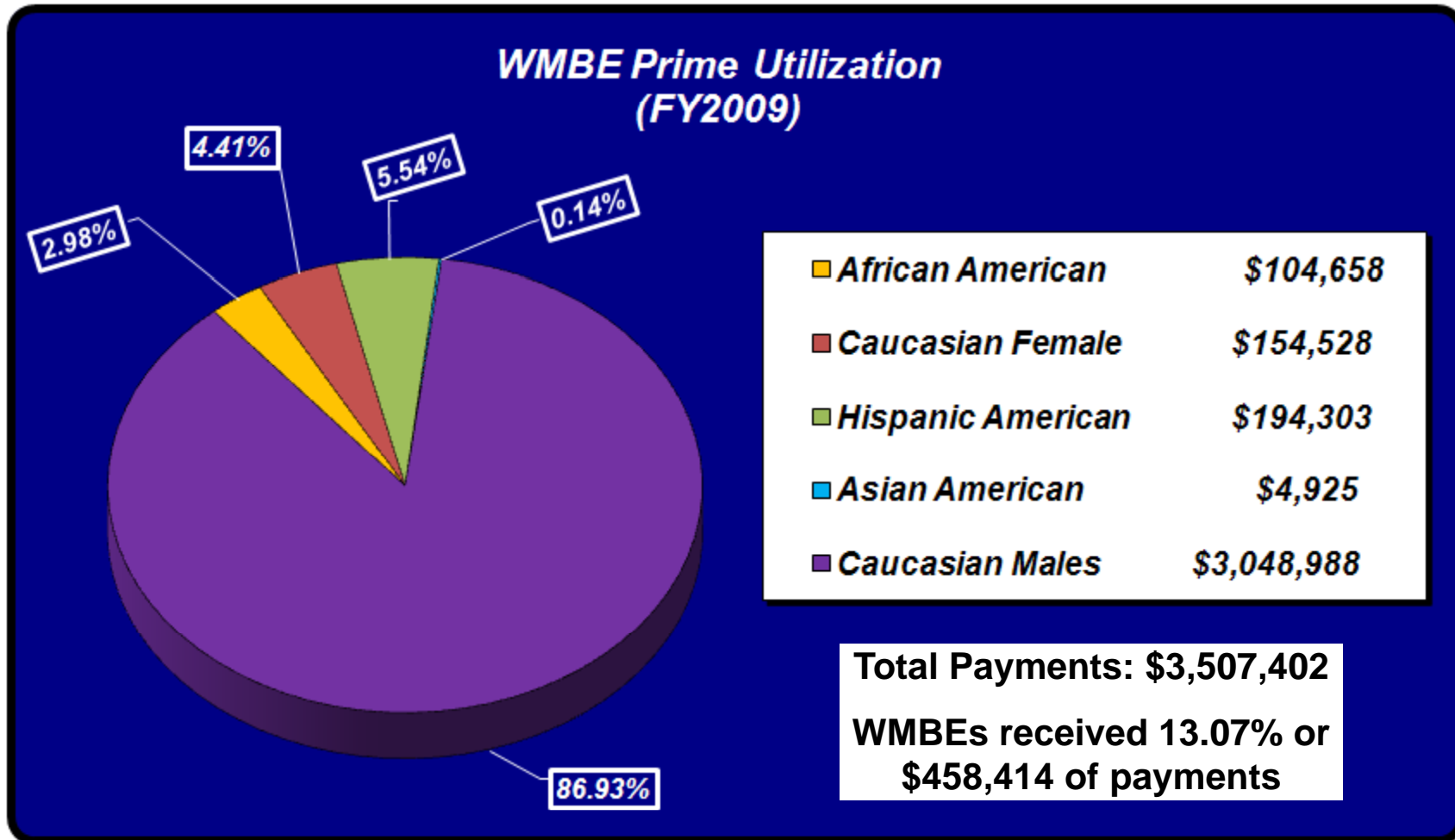
# WMBE Prime for all Five Industry Categories (All Dollars)



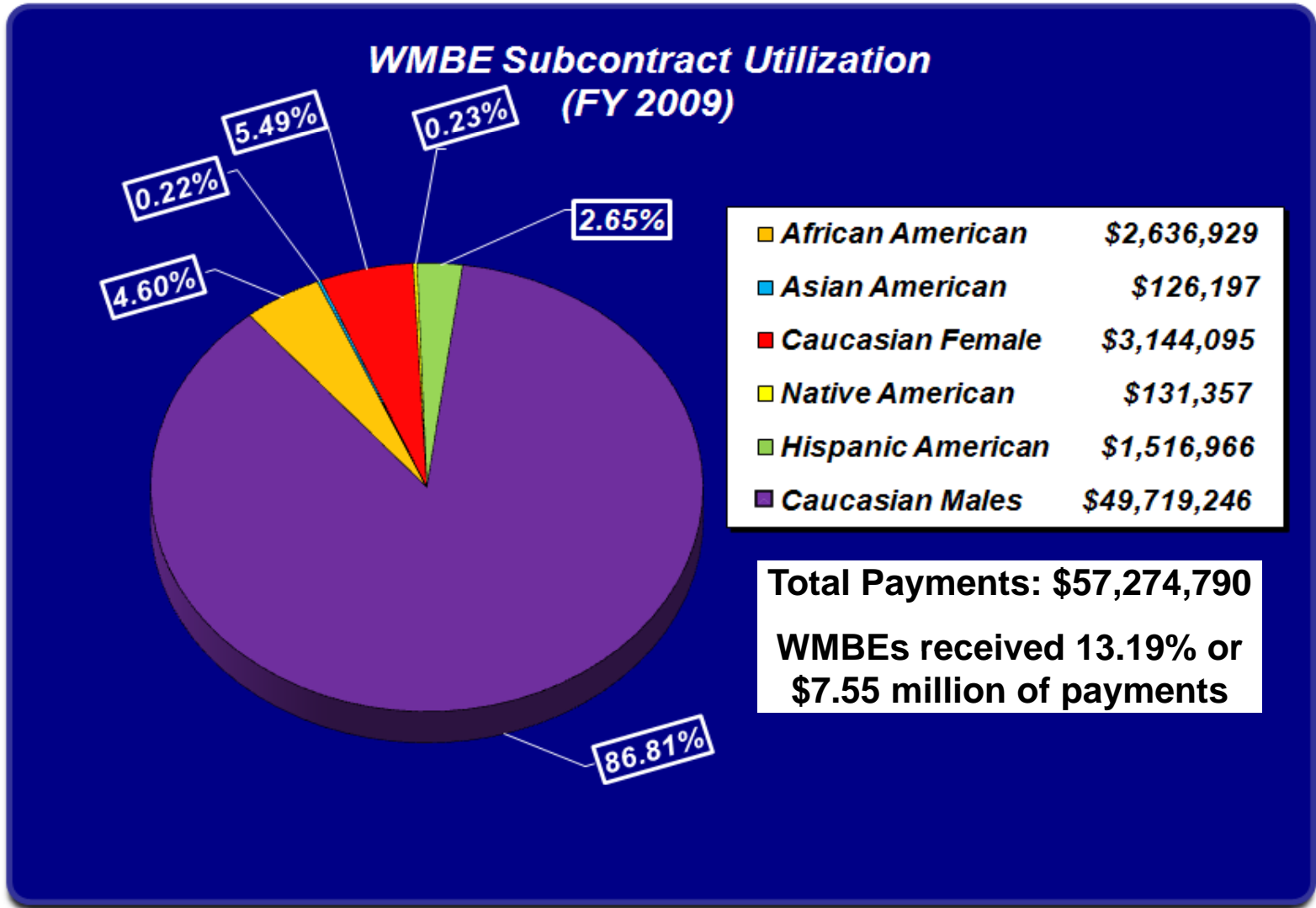
# WMBE Prime for all Five Industry Categories (\$500,000 or Less)



# WMBE Prime for all Five Industry Categories (\$25,000 or Less)



# WMBE Subcontract for All Five Industry Categories





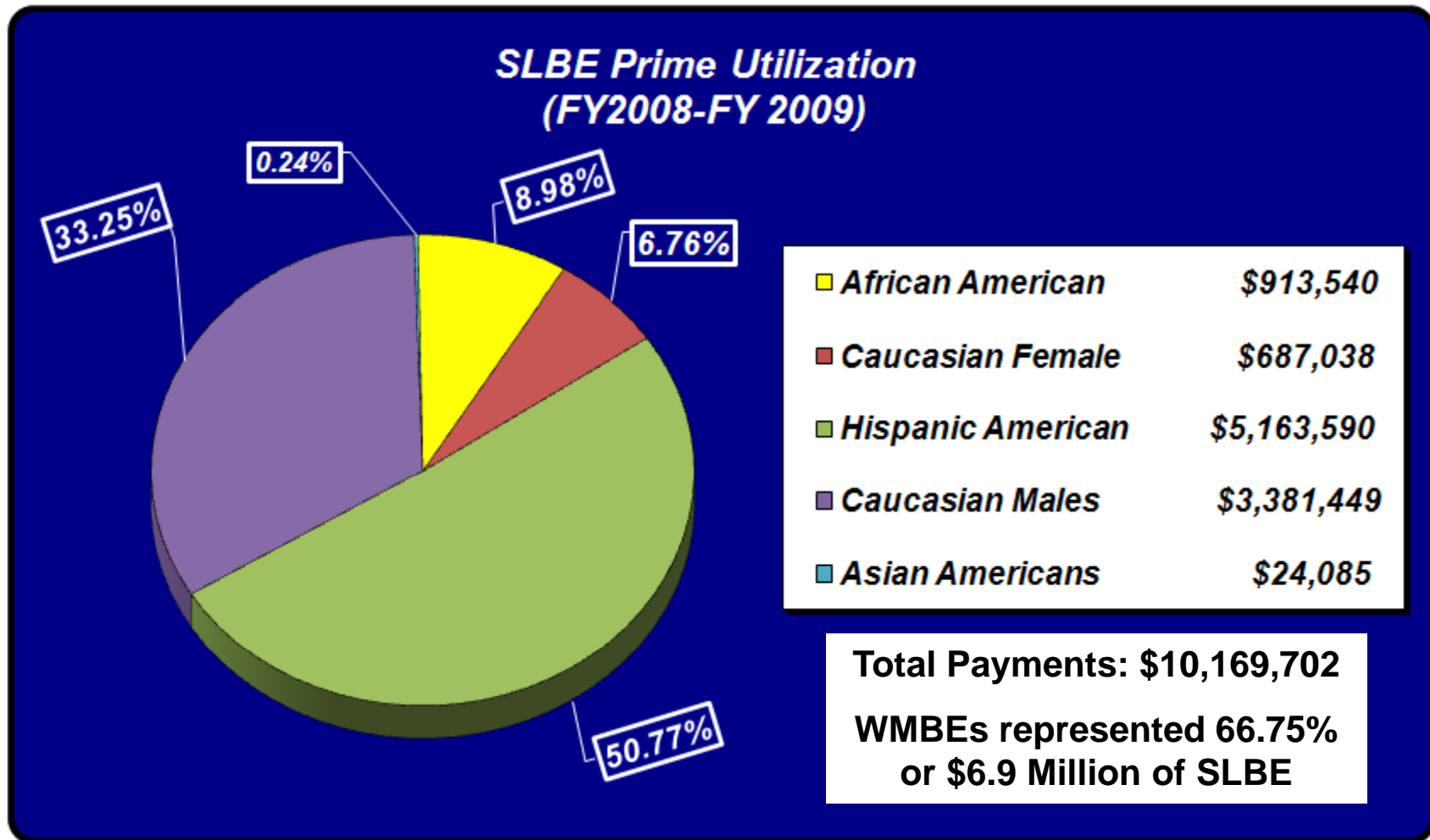
## FY 2008-2009 Cumulative

- Key Utilization Results

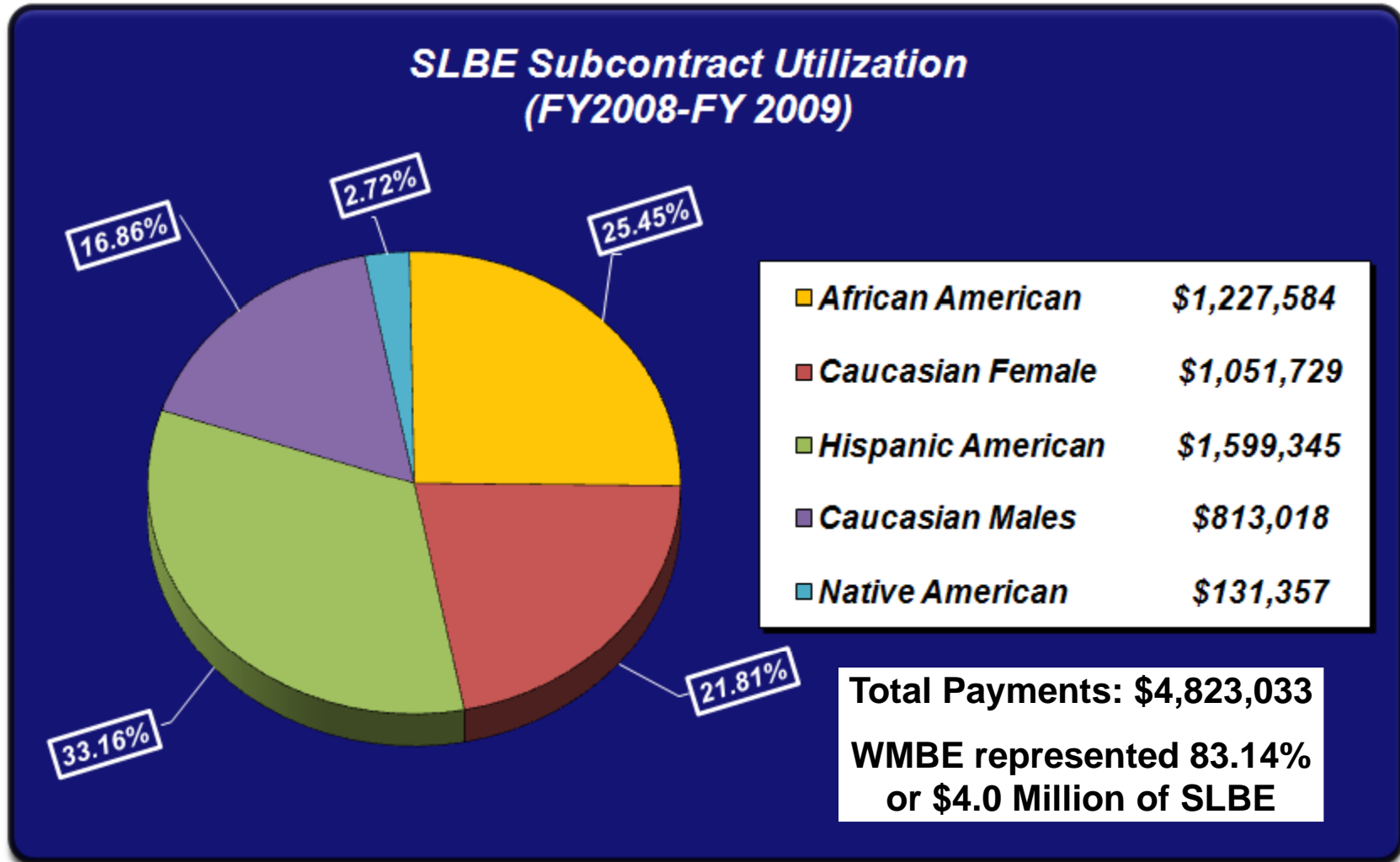
- Disparity Threshold Analysis

- SLBE Prime Payments
- SLBE Subcontract Payments
- WMBE Prime - Total Payments
- WMBE Prime - Under \$500,000.
- WMBE Prime - Under \$ 25,000.
- WMBE Subcontract Payments

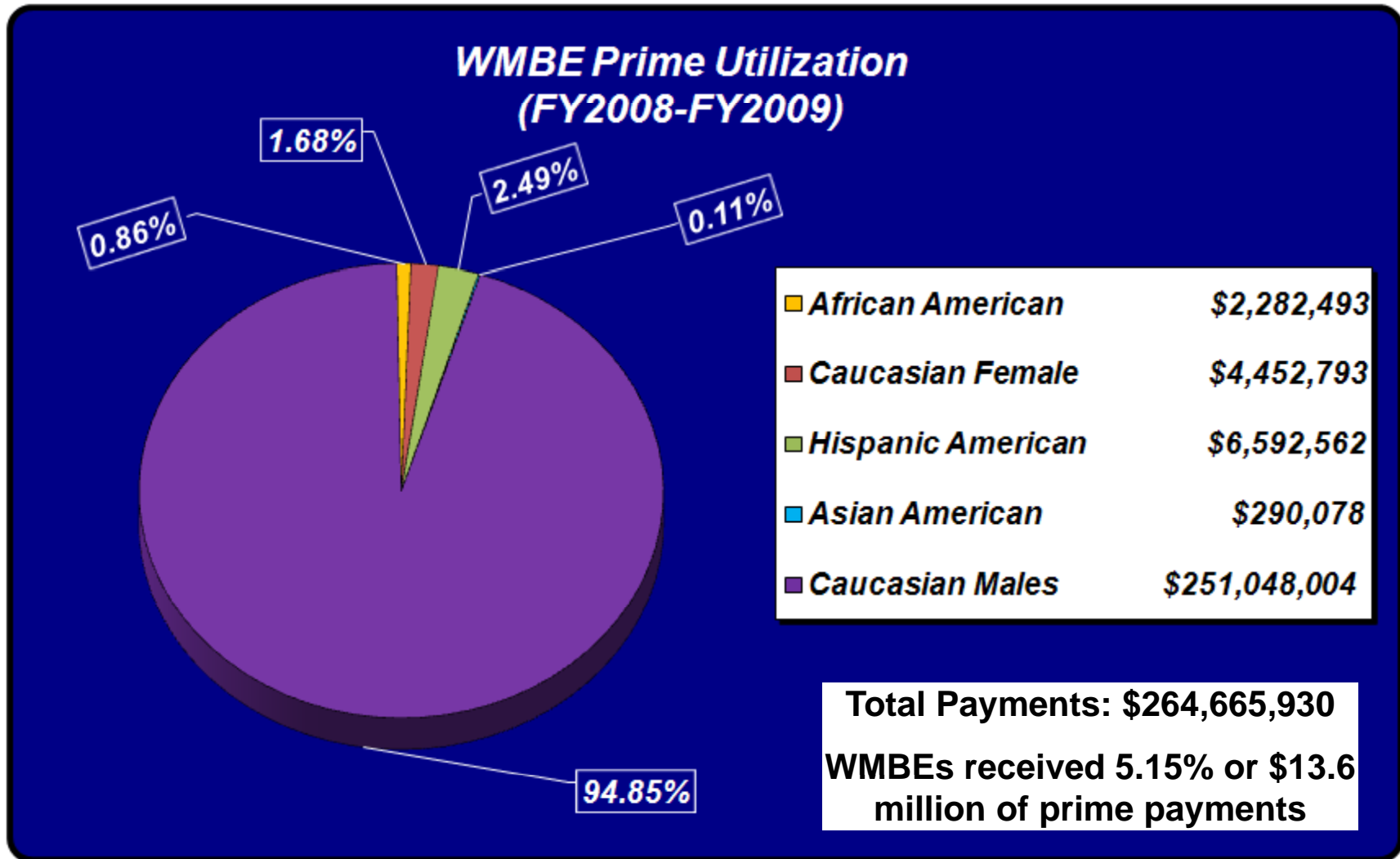
# SLBE Prime Utilization



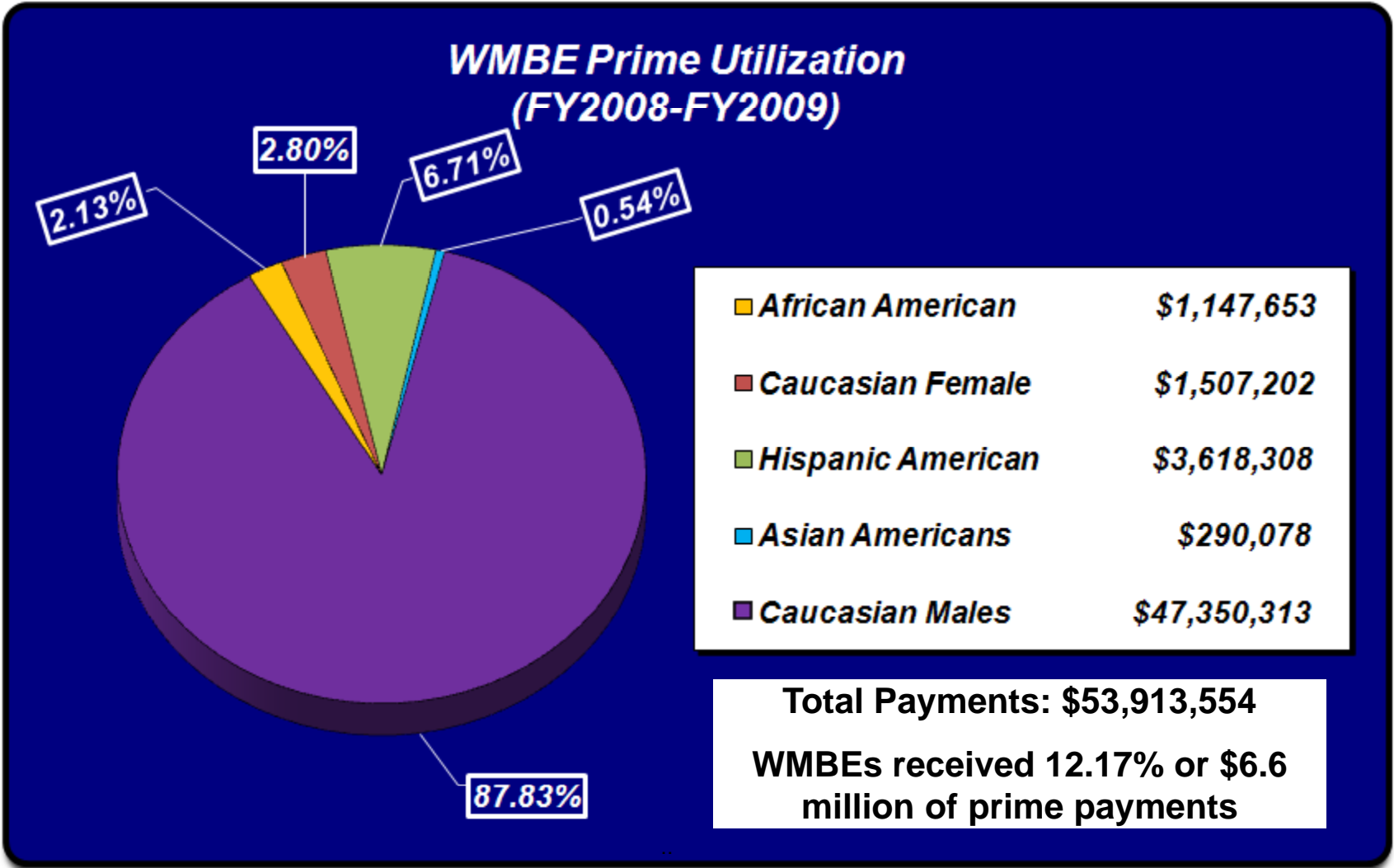
# SLBE Subcontract Utilization



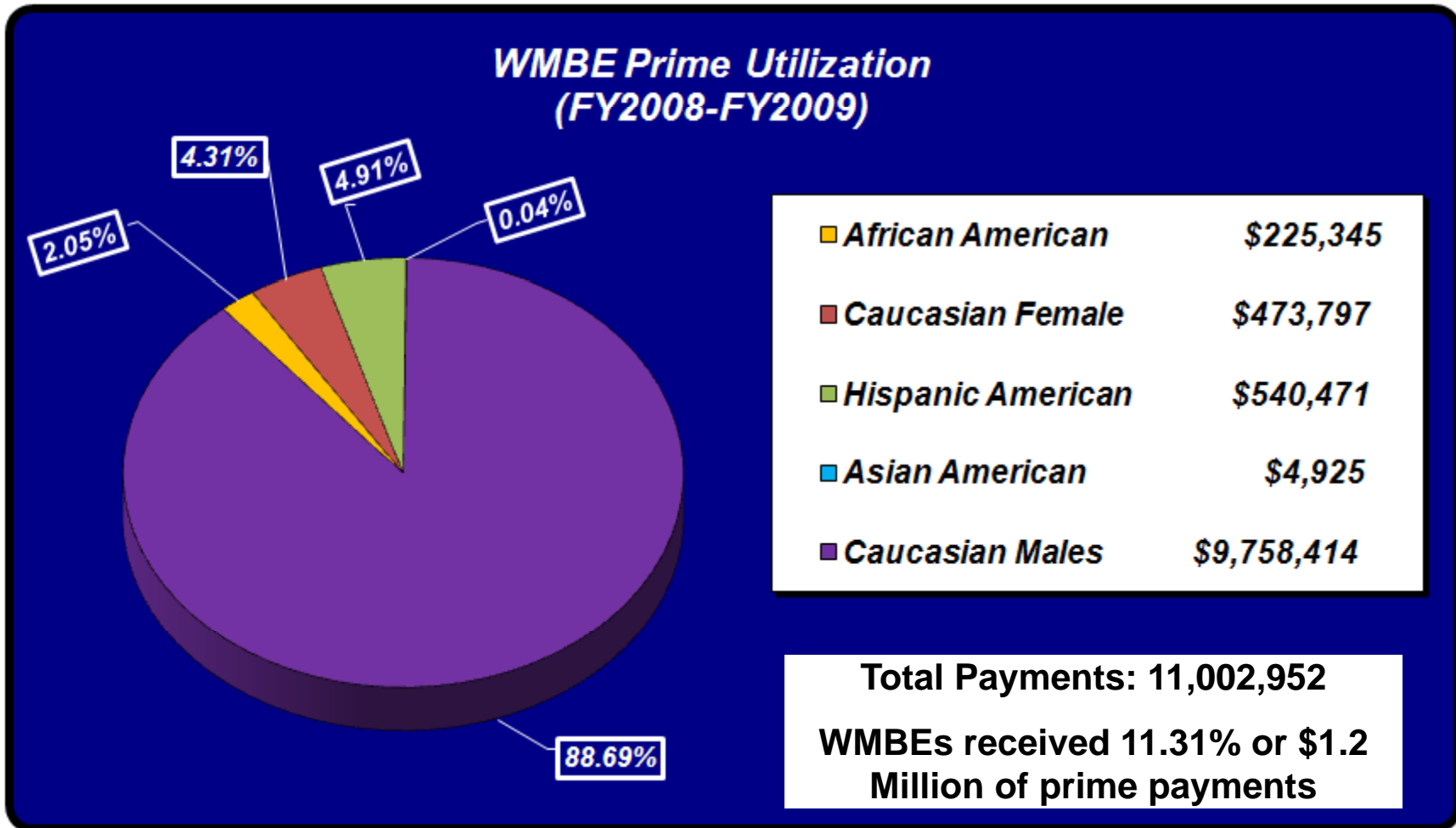
# WMBE Prime for all Five Industry Categories (All Dollars)



# WMBE Prime for all Five Industry Categories (\$500,000 or Less)

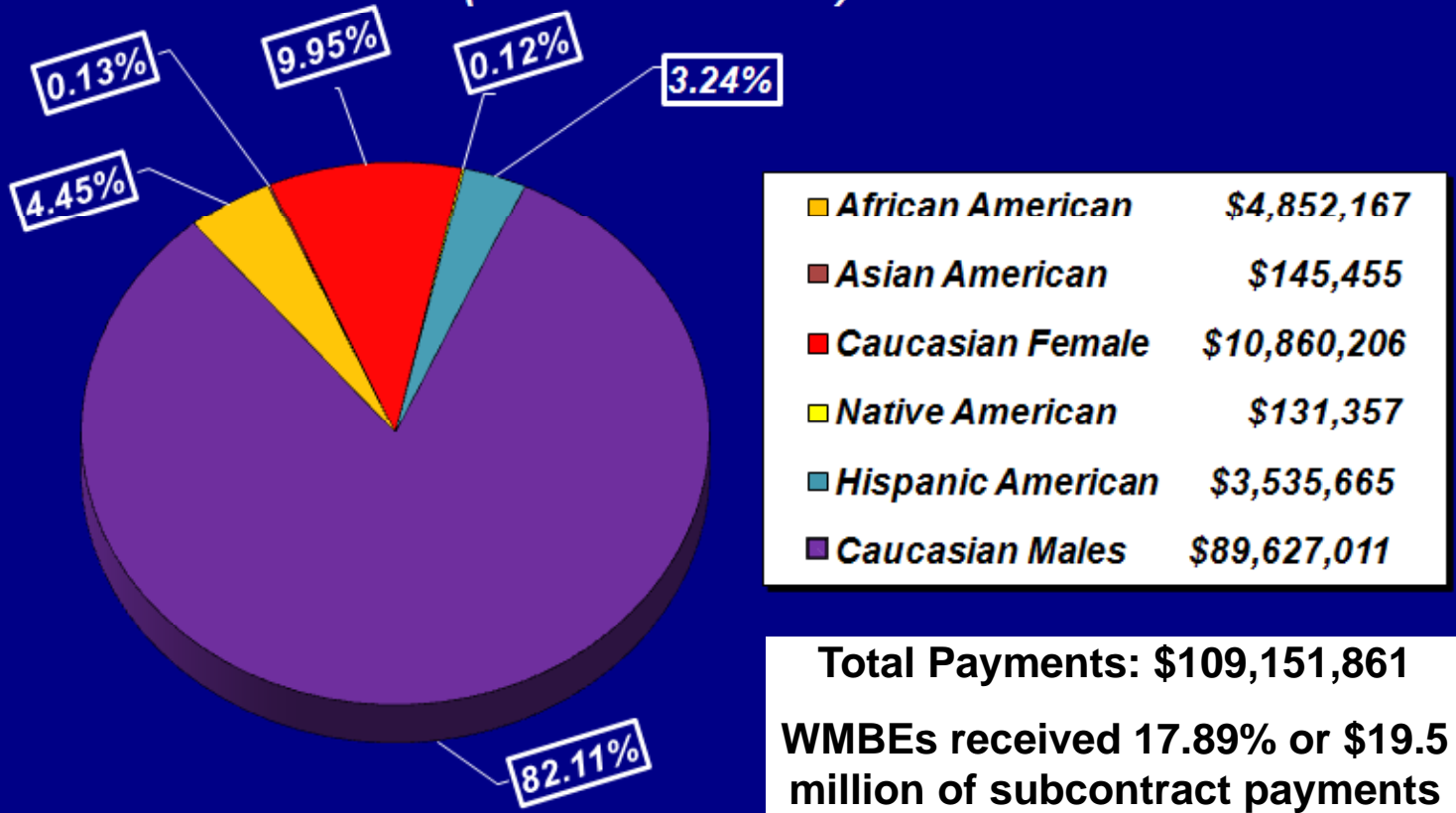


# WMBE Prime for all Five Industry Categories (\$25,000 or Less)



# WMBE Subcontract for All Five Industry Categories

**WMBE Subcontract Utilization  
(FY2008-FY 2009)**



# Prime Contract DMI Analysis

(Contracts under \$500,000)

## Construction

Target  
Availability  
M/WBEs  
36.24%

Utilization  
M/WBEs  
12.26%

## Construction-Related

Target  
Availability  
M/WBEs  
26.88%

Utilization  
M/WBEs  
17.56%

## Professional Service

Target  
Availability  
M/WBEs  
39.30%

Utilization  
M/WBEs  
02.87%

## Non-Professional Service

Target  
Availability  
M/WBEs  
25.86%

Utilization  
M/WBEs  
17.46%

## Goods

Target  
Availability  
M/WBEs  
12.33%

Utilization  
M/WBEs  
07.61%

# WMBE Prime Utilization by Industry Category for Contracts Under \$500,000

Ethnic/Gender Group	CONSTRUCTION	CONSTRUCTION-RELATED SERVICES	PROFESSIONAL SERVICES	NON-PROFESSIONAL SERVICES	GOODS
	Met/Not Met Target Threshold	Met/Not Met Target Threshold	Met/Not Met Target Threshold	Met/Not Met Target Threshold	Met/Not Met Target Threshold
African Americans	-	-	-	-	-
Asian Americans	√	-	-	-	-
Hispanic Americans	-	-	-	√	-
Native Americans	-	-	-	-	-
Caucasian Females	-	-	-	-	-
Caucasian Males	√	√	√	√	√
Minority & Women Business Enterprises	-	-	-	-	-

√ Target Met  
- Target Not Met

# Prime Contract DMI Analysis

(Contracts under \$25,000)

## Construction

Target  
Availability  
M/WBEs  
36.24%

Utilization  
M/WBEs  
15.67%

## Construction-Related

Target  
Availability  
M/WBEs  
26.88%

Utilization  
M/WBEs  
31.67%

## Professional Service

Target  
Availability  
M/WBEs  
39.30%

Utilization  
M/WBEs  
05.16%

## Non-Professional Service

Target  
Availability  
M/WBEs  
25.86%

Utilization  
M/WBEs  
10.01%

## Goods

Target  
Availability  
M/WBEs  
12.33%

Utilization  
M/WBEs  
10.47%

# WMBE Prime Utilization by Industry Category for Contracts Under \$25,000

Ethnic/ Gender Group	CONSTRUCTION	CONSTRUCTION- RELATED	PROFESSIONAL SERVICES	NON-PROFESSIONAL SERVICES	GOODS
	Met/Not Met Target Threshold	Met/Not Met Target Threshold	Met/Not Met Target Threshold	Met/Not Met Target Threshold	Met/Not Met Target Threshold
African Americans	√	-	-	-	-
Asian Americans	-	-	-	-	-
Hispanic Americans	-	√	-	-	√
Native Americans	-	√	-	-	-
Caucasian Females	-	√	-	-	-
Caucasian Males	√	√	√	√	√
Minority & Women Business Enterprises	-	√	-	-	-

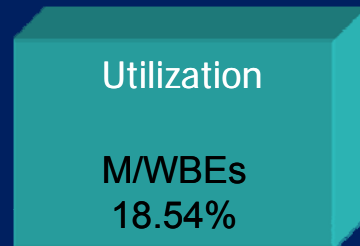
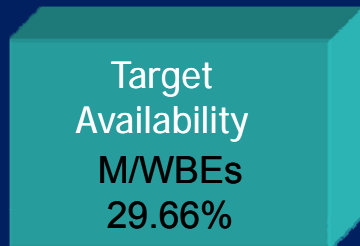
√ Target Met

- Target Not Met

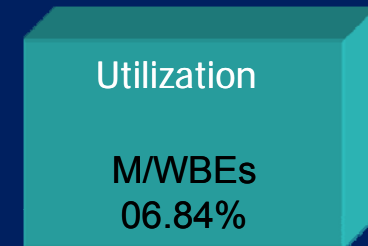
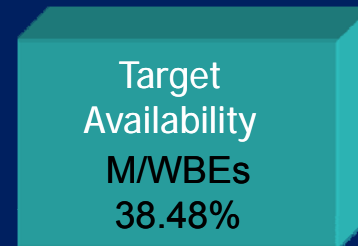
# Subcontract DMI Analysis

(All subcontracts)

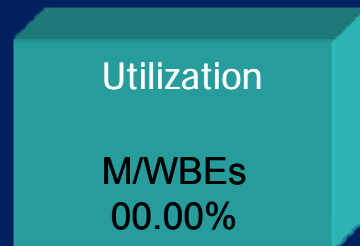
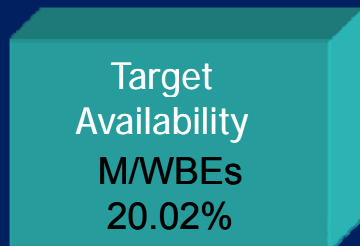
## Construction



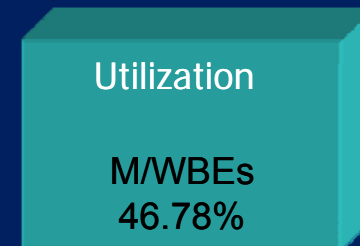
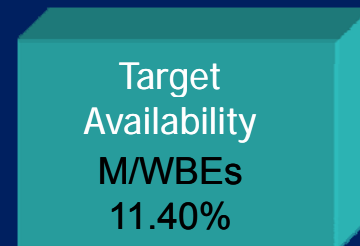
## Construction-Related



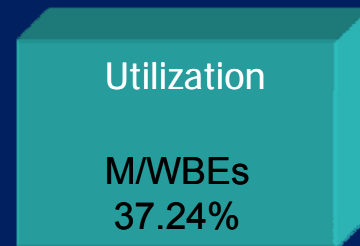
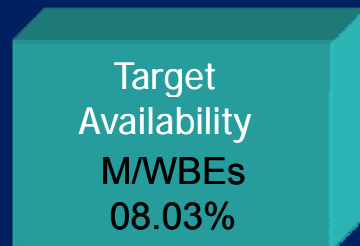
## Professional Service



## Non-Professional Service



## Goods



# WMBE All Subcontract Utilization by Industry Category

Ethnic/ Gender Group	CONSTRUCTION	CONSTRUCTION- RELATED	PROFESSIONAL SERVICES	NON-PROFESSIONAL SERVICES	GOODS
	Met/Not Met Target Threshold	Met/Not Met Target Threshold	Met/Not Met Target Threshold	Met/Not Met Target Threshold	Met/Not Met Target Threshold
African Americans	-	-	-	√	-
Asian Americans	√	-	-	-	-
Hispanic Americans	-	-	-	√	√
Native Americans	-	-	-	-	-
Caucasian Females	√	-	-	√	-
Caucasian Males	√	√	-	-	-
Minority & Women Business Enterprises	-	-	-	√	√

√ Target Met


- Target Not Met



# Key Utilization Results by Industry Categories

## Contracts Under \$500,000


- Hispanic Americans met target in Non-Professional Services
- Asian Americans met target in Construction



## Key Utilization Results by Industry Categories (continued)

### Contracts Under \$25,000

- African Americans met target in Construction
- Hispanic Americans, Native Americans, Caucasian Females met target in Construction-Related Services
- Hispanic Americans met target in Goods



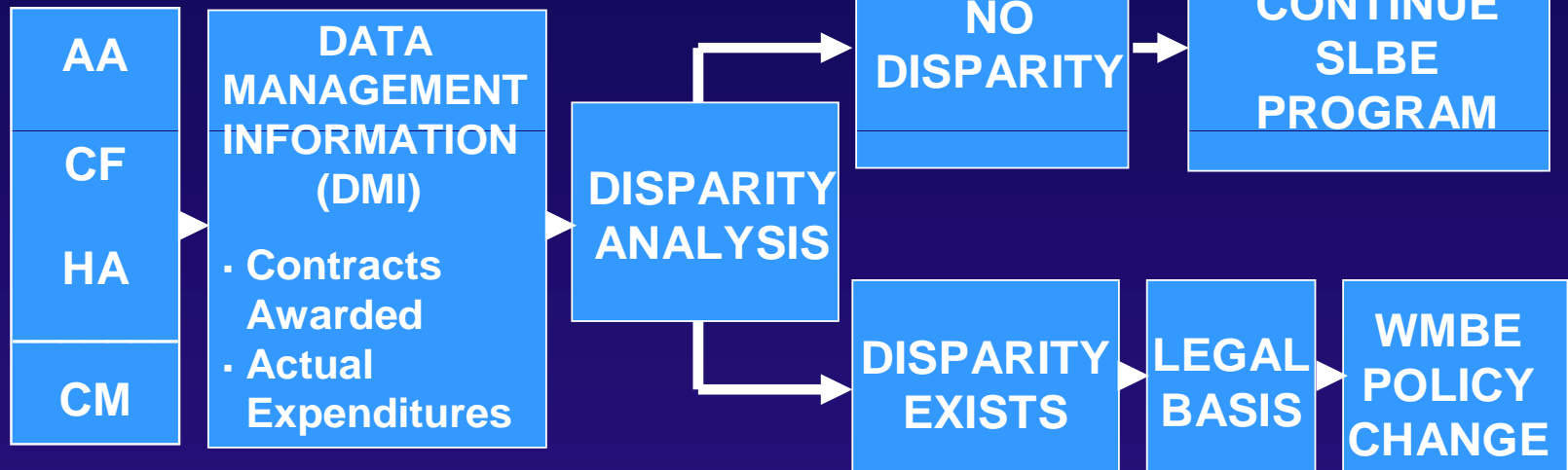
## Key Utilization Results by Industry Categories (continued)

### Subcontracts

- Asian Americans and Caucasian Females met target in Construction
- African Americans, Hispanic Americans and Caucasian Females met target in Non-Professional Services
- Hispanic Americans met target in Goods

# EQUAL OPPORTUNITY BUSINESS PROGRAM

\* SLBE



\* RACE & GENDER NEUTRAL

▪ 3 TO 5 YEARS OF DATA COLLECTION

▪ RACE & GENDER CONSCIOUS

▪ MUST BE NARROWLY TAILORED

AA – African American  
 CF – Caucasian Female  
 HA – Hispanic American  
 CM – Caucasian Male

▪ RACE & GENDER GOALS



# Conclusions

- WMBE transition into the SLBE Program has increased representation and opportunities
- SLBE Program has directly benefited WMBEs with participation at both prime and subcontracting
- WMBE Prime utilization is stagnant – disparity unchanged
- Subcontracting yr. to yr. and cumulative data varied greatly due to # contracts, and available opportunities for WMBEs
- Completed 2 years of DMI data to fulfill 3-5 yr methodology
- WMBE policy changes require multiple years of data, and documented disparity to support a legal basis
- Next Semi-Annual Report October 2010

