

THE ENCLOSED DOCUMENT IS  
PROVIDED FOR YOUR CONVENIENCE.

**+REGISTER AS A “PLANHOLDER”  
TO BE LISTED ON THE WEBPAGE,  
TO BE FOUND BY POTENTIAL  
SUB-CONTRACTORS,  
AND TO BE OFFICIALLY NOTIFIED OF  
ADDENDA.**

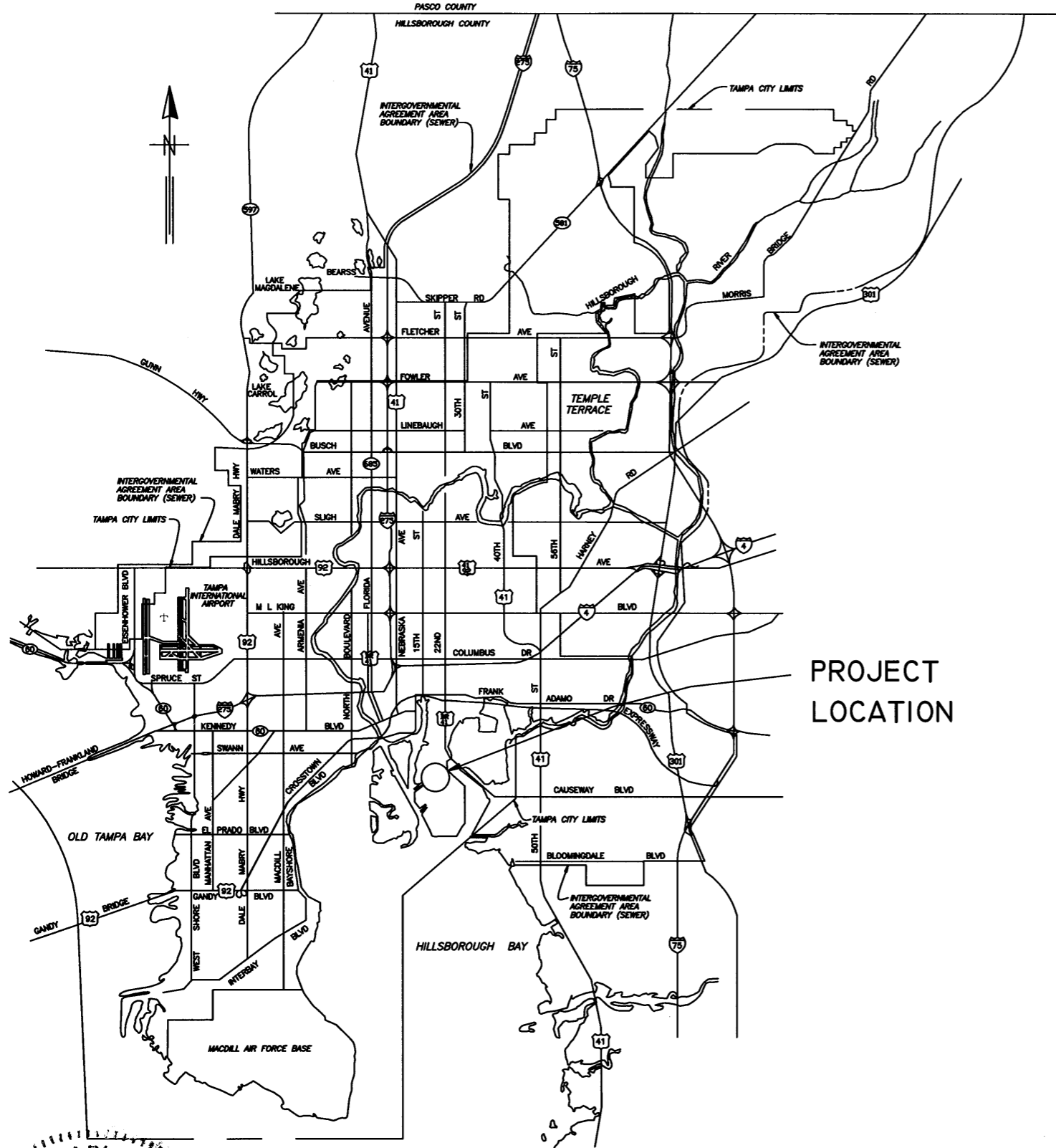
FOR ASSISTANCE OR  
TO REGISTER  
CONTACT:

[MAILTO:CONTRACTADMINISTRATION@TAMPA.GOV](mailto:CONTRACTADMINISTRATION@TAMPA.GOV)

(813)274-8456, FAX 274-8080  
CONTRACT ADMINISTRATION DEPARTMENT  
306 E. JACKSON ST. #280A4N  
TAMPA, FL 33602

TPB008-087

LOCATION MAP



PROJECT  
LOCATION

CITY of TAMPA



WASTEWATER DEPARTMENT

PLANS FOR

H.F.C.A.W.T.P.

JUNCTION CHAMBER NO. 1  
REHABILITATION, PHASE I

CONTRACT No. 9-C-00009

NOTE:  
ATTENTION IS DIRECTED TO THE FACT THAT THESE PLANS MAY HAVE BEEN REDUCED IN SIZE BY REPRODUCTION. THIS MUST BE CONSIDERED WHEN OBTAINING SCALED DATA.

JACINTO CARLOS FERRAS, P.E. #49454  
DESIGN DIVISION HEAD  
WASTEWATER DEPARTMENT

No.	DATE	REVISIONS
3	2/3/09	
2		
1		

DES: S.K.  
DRN: W.A.  
CKD: JF  
DATE: 2/3/09

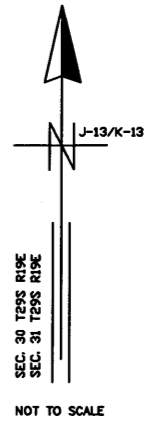
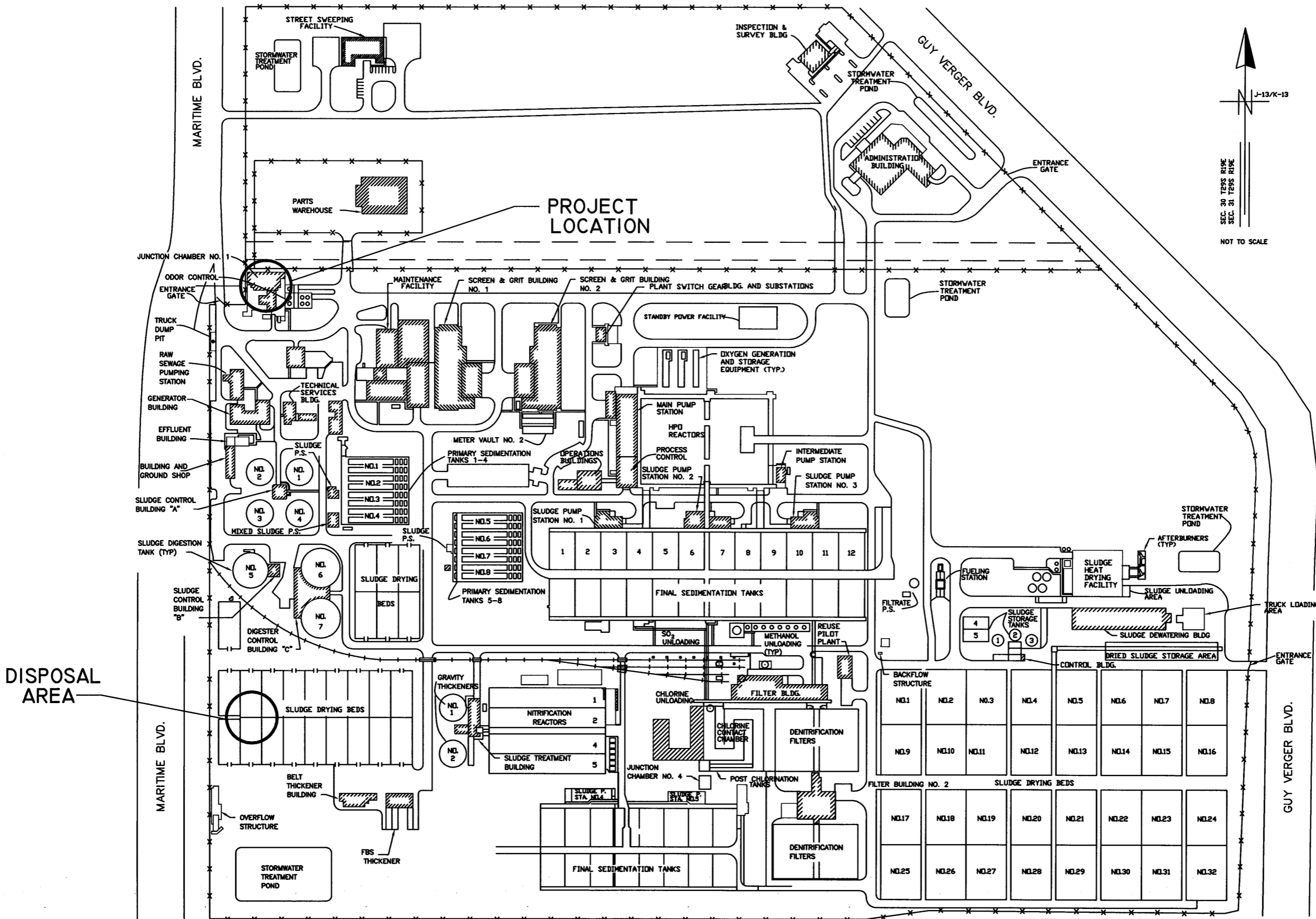
CITY of TAMPA  
WASTEWATER DEPARTMENT

COVER SHEET

W.D. 5012  
SHEET  
1  
OF 7

User: SS2D Drawing Name: C:\DWG\TP\chamber.dwg  
Layout - COVER, Jan 13, 2009 - 5:17pm

PROJECT MAP



User: SS2D Drawing Name: C:\DWG\TP\chamber.dwg Layout - LCCMAP, Jan 13, 2009 - 5:17pm

JACINTO CARLOS FERRAS, P.E. #49454  
 DESIGN DIVISION HEAD  
 WASTEWATER DEPARTMENT

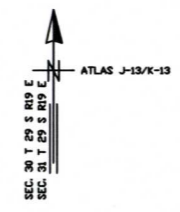
No.	DATE	REVISIONS
3		
2		
1		

DES: S.K.  
 DRN: W.A.  
 CKD: JF  
 DATE: 2/3/09

**CITY of TAMPA**  
 WASTEWATER DEPARTMENT

H.F.C.A.W.T.P.  
 JUNCTION CHAMBER NO. I REHABILITATION, PHASE I  
 PROJECT MAP

W.D. 5012  
 SHEET  
**2**  
 OF 7



AERIAL PHOTO VIEW  
N.T.S.

User: SS2D Drawing Name: K:\WENDELL\JC-1\AWTP JC-1 Aerial.dwg  
Layout - PLAN1, Jan 13, 2009 - 5:17pm

JACINTO CARLOS FERRAS, P.E. #49454 DESIGN DIVISION HEAD WASTEWATER DEPARTMENT	No.	DATE	REVISIONS	DES: S.K. DRN: W.A. CKD: JF DATE: 2/3/09	<b>CITY of TAMPA</b> WASTEWATER DEPARTMENT	H.F.C.A.W.T.P. JUNCTION CHAMBER NO. I REHABILITATION, PHASE I AERIAL PHOTO	W.D. 5012
	3						SHEET
	2						<b>3</b>
	1						OF 7

GENERAL NOTES

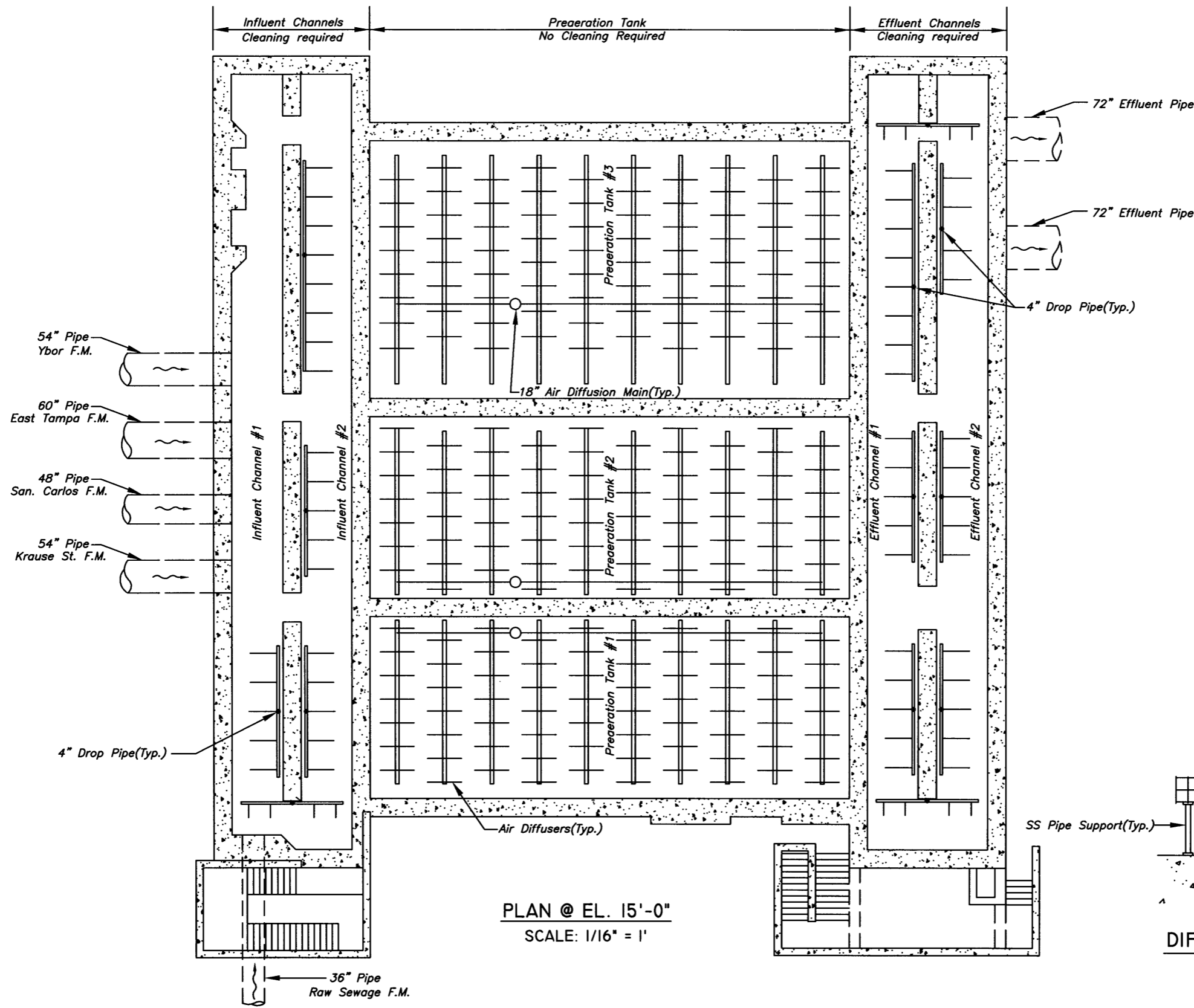
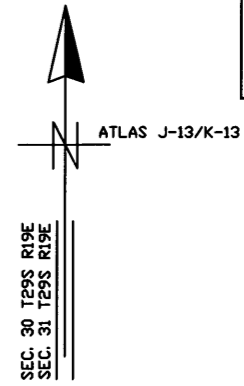
1. SCOPE – THE CONTRACTOR SHALL FURNISH ALL LABOR, TOOLS, VEHICLES, FUEL, EQUIPMENT, PARTS, SUPPLIES, AND MATERIALS TO REMOVE WASTEWATER GRIT, SAND, AND OTHER FOREIGN MATERIAL FROM JUNCTION CHAMBER NO. 1 (JC-1), LOCATED AT THE HOWARD F. CURREN ADVANCED WASTEWATER TREATMENT PLANT (HFCAWTP).
2. JC-1 IS TO REMAIN IN SERVICE DURING REHABILITATION. PROVISIONS SHALL BE TAKEN ON THE PART OF THE CONTRACTOR TO PREVENT CLUMPED FLOATING DEBRIS FROM ENTERING THE WASTEWATER PLANT DOWNSTREAM OF JC-1.
3. THE SAND, GRIT, AND OTHER FOREIGN MATERIALS REMOVED ARE TO BE DEWATERED/DECANTED BY THE CONTRACTOR AND PLACED INTO DRYING BEDS LOCATED AT HFCAWTP.
4. THE DEWATERED/DECANTED MATERIAL SHALL NOT BE LESS THAN EIGHTY PERCENT SOLIDS (80%).
5. ACCESS TO JC-1 IS LABOR INTENSIVE. REMOVING AND REPLACING THE ACCESS HATCHES IS THE RESPONSIBILITY OF THE CONTRACTOR.
6. DUE TO ODOR CONTROL SUCTION, ALL ACCESS HATCHES NEED TO BE REPLACED AFTER EACH DAY'S WORK.
7. THE CONTRACTOR SHALL EXERCISE ALL REASONABLE MEASURES, INCLUDING CONFINED-SPACE ENTRY PROCEDURES, NECESSARY TO SAFEGUARD PROPERTY AND PERSONS FROM ITS OPERATIONS.
8. THE CONTRACTOR SHALL COMPLY WITH ALL APPLICABLE FLORIDA DEPARTMENT OF TRANSPORTATION REGULATIONS WHEN TRANSPORTING REMOVED DEBRIS TO THE SLUDGE DRYING BEDS. THE CONTRACTOR SHALL MAINTAIN ALL VEHICLES USED TO TRANSPORT REMOVED MATERIAL IN GOOD MECHANICAL CONDITION, IN A CLEAN CONDITION, AND IN A MANNER WHICH WILL ADEQUATELY CONTROL ODORS.
9. NO MATERIAL MAY BE ALLOWED TO FALL ON THE GROUND OR ROADWAY. SHOULD A SPILL OCCUR, THE CONTRACTOR SHALL TAKE IMMEDIATE ACTION TO CLEAN UP THE SPILLED MATERIAL. TRUCKS SHALL HAVE SEALED TAILGATES TO PREVENT LOSS OF MATERIAL DURING HAULING.
10. CARE IS TO BE TAKEN TO PREVENT DAMAGE TO THE DIFFUSED AIR SYSTEM.
11. THE CONTRACTOR SHALL BE PERMITTED TO TRANSPORT DEBRIS TO THE SLUDGE DRYING BEDS BETWEEN THE HOURS OF 7:00 A.M. AND 3:30 P.M. M-F, AS DIRECTED BY THE ENGINEER.
12. DEWATERING OR DECANTING SHALL BE PROVIDED BY THE CONTRACTOR, AND SHALL OCCUR PRIOR TO TRANSPORTING THE DEBRIS TO THE DRYING BEDS.
13. THERE IS AN ESTIMATED 750 CUBIC YARDS OF MATERIAL TO BE REMOVED. THE CONTRACTOR MUST HAVE THE CITY'S WRITTEN AUTHORIZATION TO CONTINUE WITH ITS CLEANING EFFORTS IF AND WHEN THE ESTIMATED 750 CUBIC YARD VOLUME IS ATTAINED.
14. THE WATER ELEVATION OF JUNCTION CHAMBER NO. 1 IS APPROXIMATELY AT EL. 15' AND CAN NOT BE LOWERED.
15. A PRE-BID SITE VISIT IS STRONGLY RECOMMENDED DUE TO THE NATURE OF BOTH FLOATING AND SETTLED DEBRIS AND SOLIDS.
16. PORTIONS OF THE CHAIN LINK SECURITY FENCE MAY BE TEMPORARILY REMOVED UPON APPROVAL BY THE ENGINEER. FENCE SHALL BE RESTORED TO ITS ORIGINAL CONDITION OR BETTER UPON COMPLETION OF THE PROJECT.
17. THE ENGINEER MAY APPROVE TREE OR SHRUBBERY REMOVAL UPON REQUEST. CONTRACTOR TO REMOVE AND REPLACE TO ITS ORIGINAL CONDITION OR BETTER.

INDEX

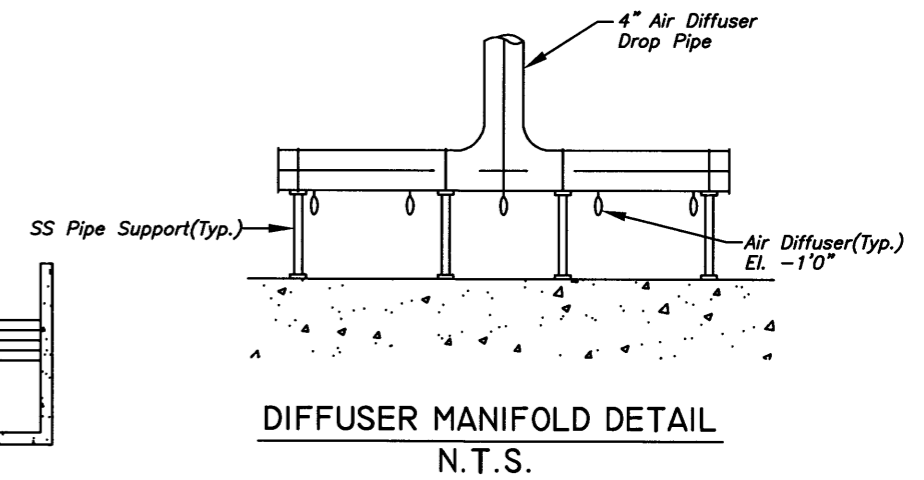
SHT. NO.	DESCRIPTION
1	COVER SHEET
2	PROJECT MAP
3	AERIAL PHOTO
4	INDEX & GENERAL NOTES
5	PLAN VIEW- EL. 15'-0"
6	PLAN VIEW-EL. 24'-0"
7	JUNCTION CHAMBER NO. 1, PROFILE VIEW

User: SS2D Drawing Name: C:\DWG\TP\chamber.dwg  
Layout - GNOTES-INDEX, Jan 13, 2009 - 5:17pm

JACINTO CARLOS FERRAS, P.E. #49454 DESIGN DIVISION HEAD WASTEWATER DEPARTMENT	No.	DATE	REVISIONS	DES: S.K. DRN: W.A. CKD: JF DATE: 2/3/09	<b>CITY of TAMPA</b> WASTEWATER DEPARTMENT	H.F.C.A.W.T.P. JUNCTION CHAMBER NO. 1 REHABILITATION, PHASE I INDEX & GENERAL NOTES	W.D. 5012
	3						SHEET
	2						<b>4</b>
	1						OF 7

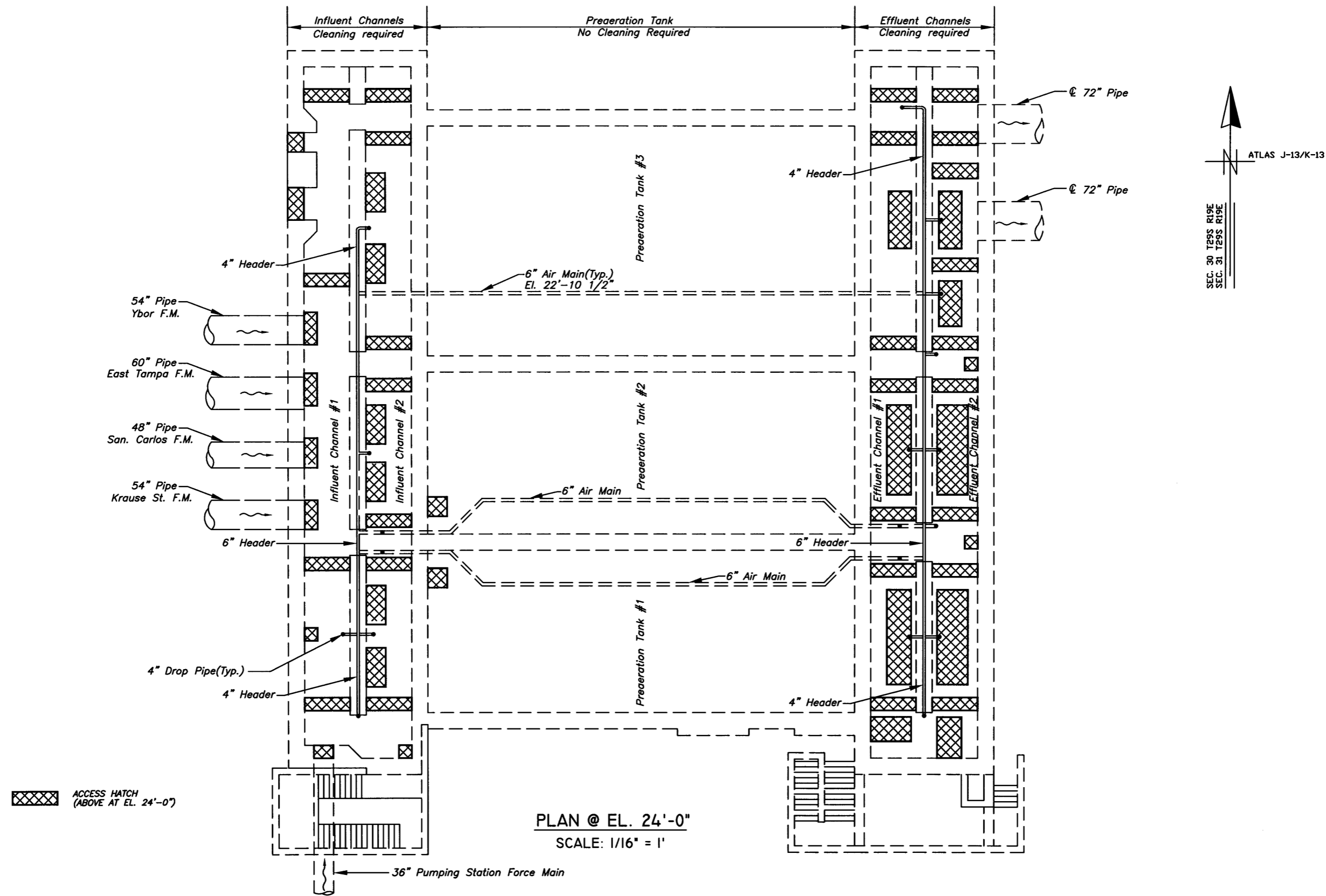


PLAN @ EL. 15'-0"  
SCALE: 1/16" = 1'



User: SS2D Drawing Name: C:\DWG\TP\chamber.dwg  
Layout - PLAN1, Jan 13, 2009 - 5:17pm

JACINTO CARLOS FERRAS, P.E. #49454 DESIGN DIVISION HEAD WASTEWATER DEPARTMENT	No.	DATE	REVISIONS	DES: S.K. DRN: W.A. CKD: JF DATE: 2/3/09	<b>CITY of TAMPA</b> WASTEWATER DEPARTMENT	H.F.C.A.W.T.P. JUNCTION CHAMBER NO. 1 REHABILITATION, PHASE I PLAN VIEW @ EL. 15'-0"	W.O. 5012
	3						SHEET
	2						5
	1						OF 7



PLAN @ EL. 24'-0"  
SCALE: 1/16" = 1'

User: SS2D Drawing Name: C:\DWG\TP\chamber.dwg  
Layout - PLAN2, Jan 13, 2009 - 5:17pm

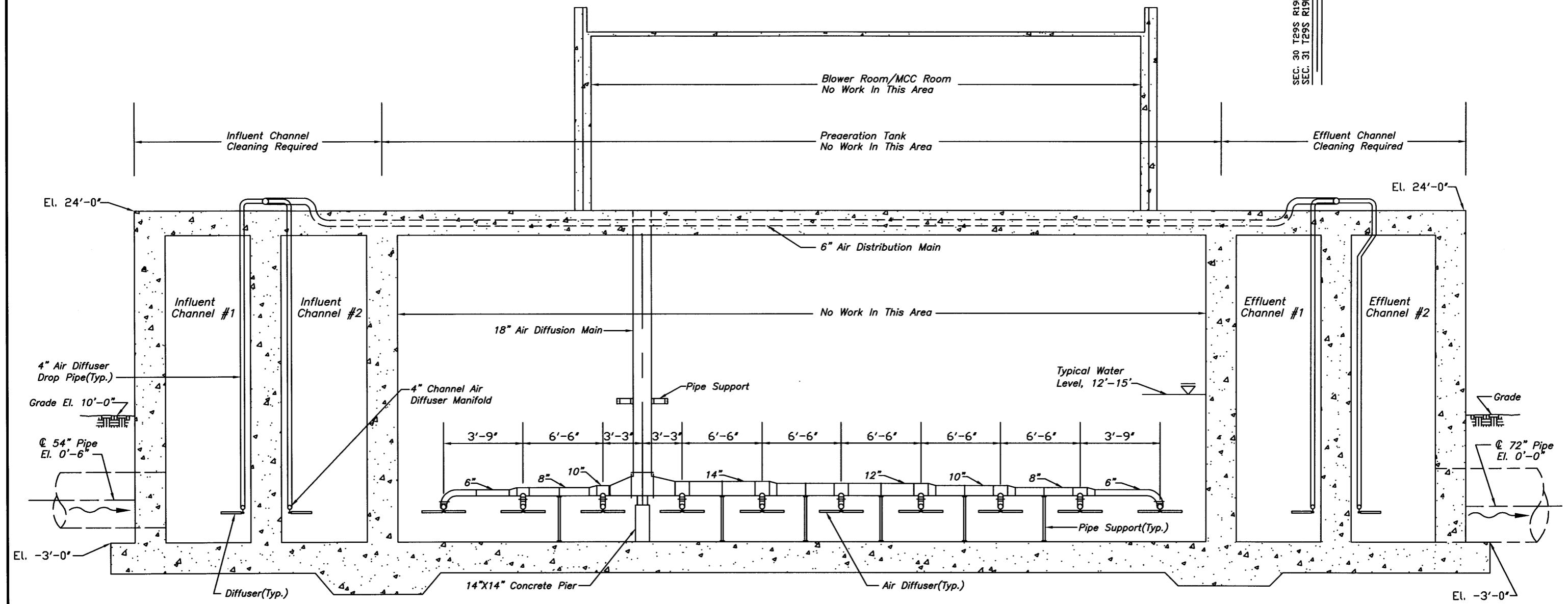
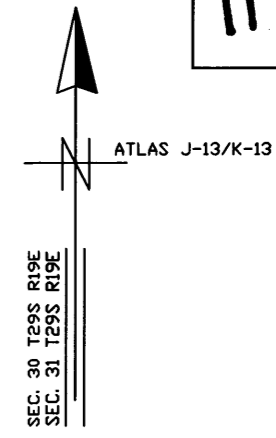
No.	DATE	REVISIONS
3		
2		
1		

DES: S.K.  
DRN: W.A.  
CKD: JF  
DATE: 2/3/09

**CITY of TAMPA**  
WASTEWATER DEPARTMENT

H.F.C.A.W.T.P.  
JUNCTION CHAMBER NO. 1 REHABILITATION, PHASE I  
PLAN VIEW @ EL. 24'-0"

W.D. 5012  
SHEET  
**6**  
OF 7



SECTION VIEW  
SCALE: 1/8" = 1'

**NOTE**  
CONTRACTOR TO TAKE PRECAUTIONS TO PROTECT AIR DIFFUSION SYSTEM DURING SEDIMENT REMOVAL PROCESS.

User: SS2D Drawing Name: C:\DWG\TP\chamber.dwg  
Layout - PRO1, Jan 13, 2009 - 5:17pm

JACINTO CARLOS FERRAS, P.E. #49454 DESIGN DIVISION HEAD WASTEWATER DEPARTMENT	No.	DATE	REVISIONS	DES: S.K.	<b>CITY of TAMPA</b> WASTEWATER DEPARTMENT	H.F.C.A.W.T.P. JUNCTION CHAMBER NO. 1 REHABILITATION, PHASE I PROFILE VIEW	W.D. 5012
	3			DRN: W.A.			SHEET
	2			CKD: JF			7
	1			DATE: 2/3/09			DF 7