



CITY OF TAMPA

Bob Buckhorn, Mayor

CONTRACT ADMINISTRATION DEPARTMENT

David L. Vaughn, AIA, Director

ADDENDUM NO. 4

DATE: November 10, 2011

Contract 11-C-00017; Tampa Riverwalk Segment 17 Cass Street Connection

Bidders on the above referenced project are hereby notified that the following addendum is made to the Contract Documents. BIDS TO BE SUBMITTED SHALL CONFORM TO THIS NOTICE.

- Item 1: Replace Proposal pages P-4 thru P-5 with the attached pages P-4R thru P-5R.
- Item 2: Floating Turbidity Barrier Clarification: Use Florida DOT standards: 2010. Reference the Florida Erosion and Sediment Control Manual June 2007.

Website = <http://www.dot.state.fl.us/rddesign/dr/files/Erosion-and-Sediment-Control-Manual-June-2007.pdf>

A floating turbidity barrier is to be installed along the water-side of the existing seawall to protect from any silt/sand/debris during demolition activities, clearing and grubbing operations, and contractor handling of concrete and landscaping materials during the construction period.

- Item 3: Soil tracking Device Clarification: Use Florida DOT standards; 2010. Reference the Florida Erosion and Sediment Control Manual June 2007.

Website = <http://www.dot.state.fl.us/rddesign/dr/files/Erosion-and-Sediment-Control-Manual-June-2007.pdf>

The location of the soil tracking device is dictated by the contractor's ingress and egress of the project site. The Contractor is required to submit to the City an erosion control plan detailing all measures necessary to prevent the movement of sediment and debris onto adjacent property or rights-of-way.

- Item 4: Railing System Clarification: Railing System #2 - Barrier is for the bridge abutment opening after demolition of the bridge stairs. Refer to attached photo of railing design configuration intended for this location. The rail system shall be powder-coated aluminum with horizontal rails and vertical posts, surface mounting with drilled integral foot plate attached with bolts epoxied to existing concrete slab.
- Item 5: Sheet C-02; Note 1 Clarification: Intent of bid documents is for complete removal. Add contingency allowance of \$20,000. See revised proposal sheets.

306 E. Jackson Street, 4N • Tampa, Florida 33602 • (813) 274-8456 • FAX: (813) 274-8080

- Item 6: Sheet C-04; Stair and Railing Clarification: See Attachment 'A' for stair and railing interface.
- Item 7: Greenscreen Panel Clarification: Bidders shall follow bid requirements. The screen wall is intended to block the view of the underside of the Cass Street Bridge Abutment. It is located 1-foot away from the existing concrete seawall. At the east end of the installation, the screen end post is to be set against the wall to eliminate access onto the concrete seawall. At the west end, the screen shall be cantilevered over the seawall to the extent shown on the drawings.
- Item 8: Permit Fee Clarification: All permit fees shall be paid by the City.
- Item 9: Section SP; SP-2.11 Clarification: Delete language for portable cell telephone and sanitary facility requirements.
- Item 10: Steel Storage Container Clarification: Steel container as indicated on sheet C-02 shall be removed by contractor and relocated on site as directed by the City.
- Item 11: Segmented Wall Sheet C-04 Clarification: Bid basis for wall is Versa-Lok, Geo-stone or equal. See Attachment 'B' for detail.
- Item 12: Irrigation System tie in Clarification: New irrigation system shall tie into main line located along sea wall. See sheet C-01 for irrigation valve cover located near seawall.
- Item 13: Concrete Clarification: All concrete is 3,000 psi.
- Item 14: Brick Paver Clarification: All brick pavers shall be set in mortar with mortar joint color to match pavers.
- Item 15: Temporary Electrical Services Clarification: The City shall provide at no cost to the Contractor. Necessary connections shall be applied for by the Contractor. This item will be field Coordinated.

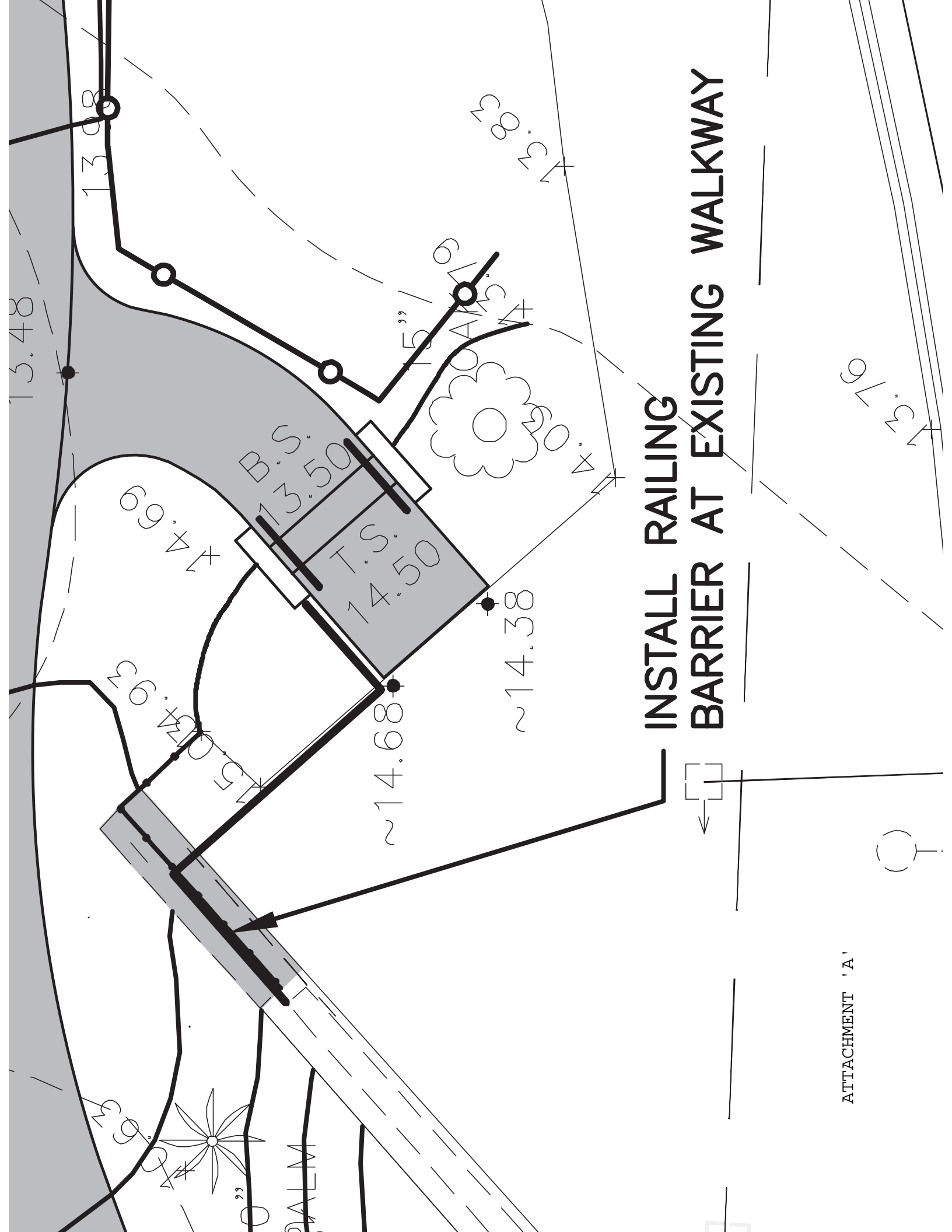
All other provisions of the Contract Documents and Specifications not in conflict with this Addendum shall remain in full force and effect. Questions are to be e-mailed to Contract Administration@tampagov.net.



Jim Greiner, P.E., Contract Management Supervisor

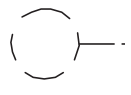
Item No.	Description	Unit	Approx. Quantity	Unit Price in Words	Unit Price	Total Computed Price
	ELECTRICAL					
SP-25.01-01	Breakers for Existing Panelboard, Lighting Contactor, etc. (Furnish & Install)	Per Lump Sum	1		\$	\$
SP-25.01-02	Adjust Existing Electrical Pull Box	Per Each	1		\$	\$
SP-25.01-03	Conduit (Furnish & Install UG) (1" PVC Sch. 40)	Per Linear Foot	550		\$	\$
SP-25.01-04	Conduit (Furnish & Install Surface Mtd.)(1" RGS)	Per Linear Foot	10		\$	\$
SP-25.01-05	Conduit (Furnish & Install Surface Mtd.) (3/4" RGS)	Per Linear Foot	30		\$	\$
SP-25.01-06	Adjust exterior Electrical Outlet	Per Each	1		\$	\$
SP-25.01-07	Conductor (Furnish & Install) (#8 AWG)(XHHW-2)	Per Linear Foot	2,000		\$	\$
SP-25.01-08	Conductor (Furnish & Install) (#12 AWG)	Per Linear Foot	750		\$	\$
SP-25.01-09	Light Pole Assembly (F & I)(AL)(100 Watts, MH)(Foundation)	Per Each	15		\$	\$
	HARDSCAPE MATERIALS					
SP-17.01	Endicott Modular 4"x12" brick pavers (includes 15% overage)	SF	2150		\$	\$

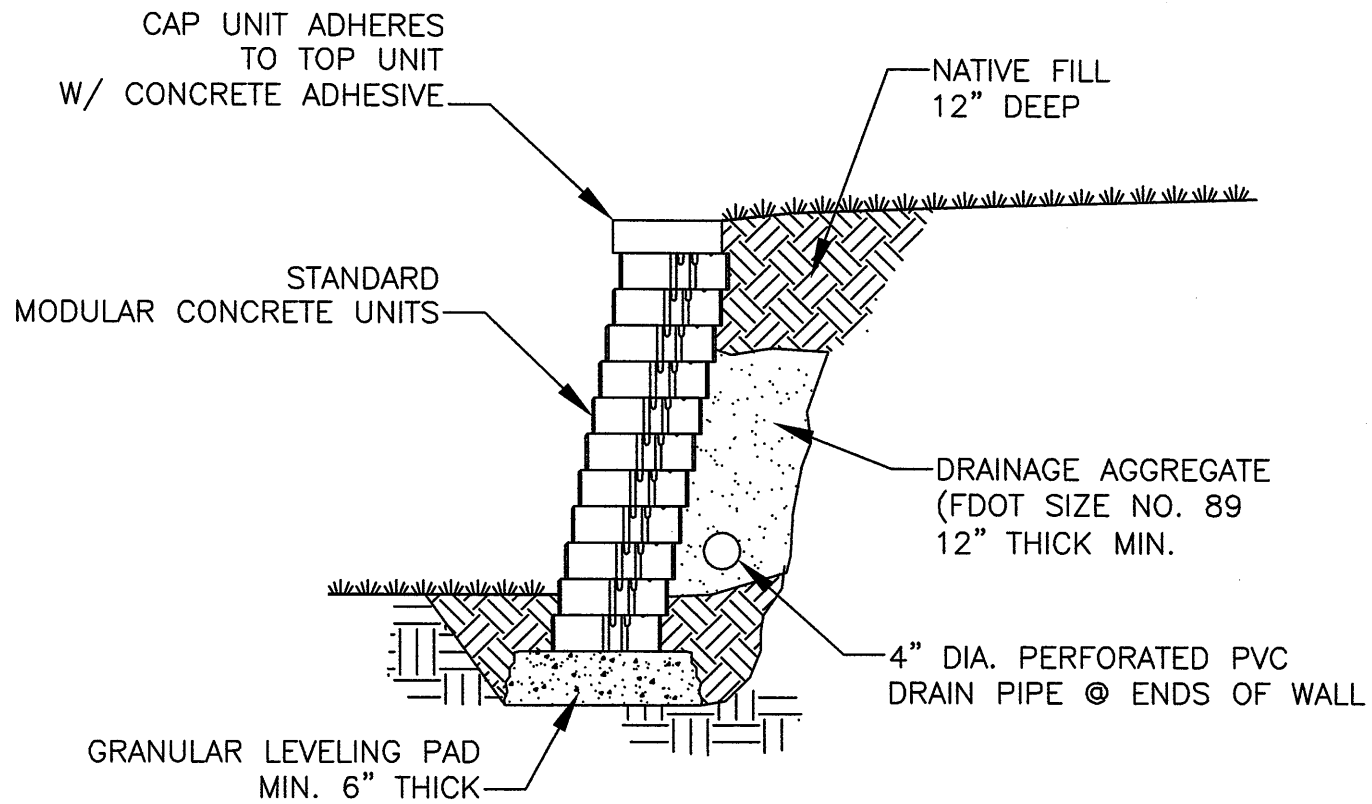
Item No.	Description	Unit	Approx. Quantity	Unit Price in Words	Unit Price	Total Computed Price
	SITE FURNITURE					
0519-78	Custom Dura Art Stone Bollards (to match existing) including chain and eye hoop (materials and installation)	EA	7		\$	\$
SP-11.06	Free standing Greenscreen Panels	LS	1		\$	\$
	LANDSCAPING					
590-70	Irrigation	LS	1		\$	\$
999-2	Landscape	LS	1		\$	\$
SP-11.16	Contingency	LS	1	Twenty Thousand Dollars and No Cents	\$ 20,000	\$ 20,000
SP-11.16.1	Contingency for Concrete Demolition, Note 1, Sheet C-02	LS	1	Twenty Thousand Dollars and No Cents	\$ 20,000	\$ 20,000
				Total	\$	\$



**INSTALL RAILING
BARRIER AT EXISTING WALKWAY**

ATTACHMENT 'A'





TYPICAL SECTION—UNREINFORCED RETAINING WALL
 N.T.S.