



# Program Highlights

---

This section has been prepared to assist in understanding the major capital issues presented in this document. More information is available in the detailed project pages.

---

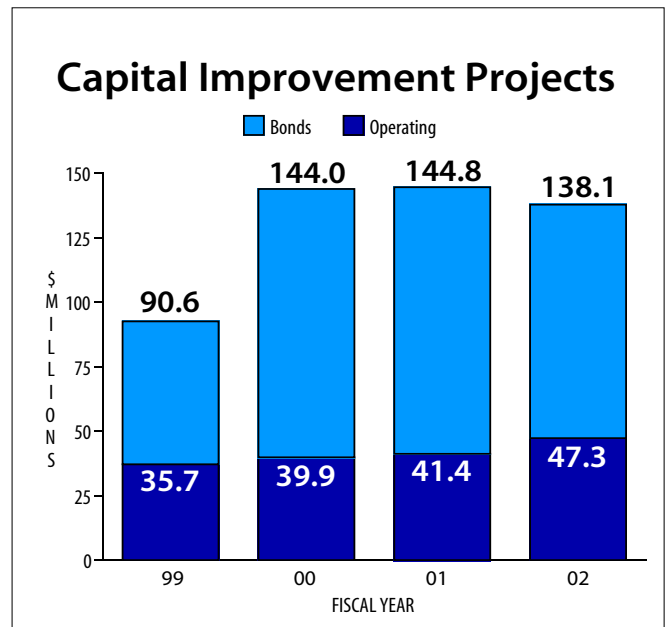
# Capital Improvement Projects Program Highlights

## City-wide Construction Programs

In FY02, the Capital Improvement Program will be \$138.1 million. Capital projects funded for General Fund departments are down \$.2 million while projects funded by bonds or enterprise departments are down \$6.5 million. This decrease is largely due to the completion of the McKay Bay Refuse-to-Energy Plant and the Hillsborough River Water Treatment Plant expansion projects. Utility Tax projects in FY02 include the Central Business District Downtown Core Redevelopment for the acquisition of park land, boat docking facilities/slips and additional streetscaping and sidewalks in the downtown area. Other large Utility Tax projects include improvements in the Ybor City and Westshore areas and Stormwater Drainage Improvements. FY02 is the first year of the second five-year Community Investment Tax program and will provide \$1 million for Neighborhood Improvements for the Parks Department, \$2 million for public works and \$1 million for neighborhood recreation projects. The McKay Bay Retrofit project, which is scheduled to be completed October 2001, and a new Solid Waste administrative building planned to be completed December 2001 are funded at \$21 million from bonds in FY02.

The following table is a comparison of funding sources. Major projects are summarized in the following narrative. For specific project descriptions, see the individual project page.

Funding Sources (Millions)		
	FY01	FY02
Utility Tax	\$ 9.2	\$ 9.3
Cable		.1
Community Investment Tax	6.1	4.0
Local Option Gas Tax	6.4	6.4
Local Option Gas Tax Bond	11.5	11.1
Transportation Impact Fee	3.5	5.3
Transportation Impact Fee International Plaza		.7
Enterprise Funds	15.3	20.8
Community Development Block Grant	.9	.8
Utility Tax Construction Bond	3.6	.1
Utilities Tax Improvement Bonds	17.8	33.8
Water Bond/State Loan	28.3	24.6
Solid Waste Bond	42.1	21.0
Fleet Maintenance	.1	.1
<b>Total</b>	<b>\$144.8</b>	<b>\$138.1</b>



## General Fund Departments Capital Improvements

Utility taxes, transportation impact fees, gas taxes, Federal funds, Community Investment Tax and bond proceeds are used to finance General Fund related capital improvements.

### Revenues

#### Utility Tax

This tax is levied by the City on the purchase of utility services within the City limits. In FY02, \$9.3 million of Utility Taxes will be used for capital improvement projects for the General Fund departments.

#### Local Option Gas Tax

The Local Option Gas Tax is a 30 year tax, begun in 1983, to fund transportation improvements. In FY02, \$6.4 million has been budgeted for transportation improvement projects from revenues and interest earnings in the Local Option Gas Tax Fund, along with a \$3.6 million transfer to Debt Service.

#### Transportation Impact Fee

In an effort to address growth-related infrastructure requirements, the City implemented a Transportation Impact Fee. In FY02, the impact fee account will supply \$5.3 million for eligible transportation capital improvement projects.

#### Transportation Impact Fee International Plaza

Impact Fees received related to the development of International Plaza have been allocated \$.7 million in FY02 for the O'Brien Street Roadway Project.

## CIP Program Highlights

### Expenditures

#### Stormwater

Stormwater management continues to be a high priority service. A Stormwater capital improvement program of \$3.6 million is planned for FY02.

The priorities for stormwater projects are to alleviate the flooding of: structures, land and private property, and streets and right-of-ways.

Utility Tax Fund projects included in the FY02 budget are:

Stormwater Improvements	\$1,560,000
Oak Leaf Avenue Pipe Rehabilitation	550,000
Hamilton Avenue Ditch Replacement	550,000
Lawn Avenue Box Culvert Rehabilitation	400,000
Westshore Boulevard: Westshore Circle to Gandy Outfall Replacement	330,000
Lincoln Avenue Pipe Rehabilitation	250,000
<b>Total</b>	<b>\$3,640,000</b>

#### Leisure Services

Utility Tax funding for Leisure Services will amount to over \$2 million. In addition, Federal funds for Community Development Block Grant projects will provide an additional \$.7 million in FY02. Projects are scheduled to maintain facilities at standardized levels. By leveraging funds with community associations, State and Federal grants and businesses, the City is able to expand the scope of the program and undertake additional projects for which funding would not have been available in the past. Matching funds in FY02 are projected to be \$885,000. Examples of leveraged projects include various City-wide Landscaping Improvements, including the Westshore area, Major Thoroughfares Beautification, Highway Beautification, Parks/Recreation facility design, and Beautification with Clubs/Associations and Developers. The FY02 Leisure Services construction program utilizes \$2.1 million for the following leisure projects:

Westshore Area Landscaping (Match)	\$ 500,000
Highway Beautification (Match)	210,000
North Tampa Pool Joint Use Facility	175,000
Downtown Streetscape	100,000
Tree Program	100,000
Pool Heater Replacements	100,000
Art in Public Places	100,000
Playground Equipment Replacement	85,000
Tennis/Multi-Purpose Court Improvements	80,000
Restroom/Storage/Shelter/Building Replacement	75,000
Meeting Room Furnishings	75,000
Landscape Replacement	50,000
Fencing/Backstops/Gates/Vehicle Control Replacement	50,000
Irrigation and Lighting - Radio Controlled	50,000

Beautification with Clubs/Associations/Developers (Match)	50,000
Landscaping Improvements (Match)	50,000
Parks/Recreation Facilities Design (Match)	50,000
Museum Interior and Exterior Renovations	45,000
Ancillary Equipment Replacement	30,000
Xeriscape Projects	25,000
Major Thoroughfares Beautification (Match)	25,000
Furniture Replacement	25,000
Machinery and Equipment Replacement	25,000
Concessions Stand Improvements	22,500
Bleacher Replacement and Upgrading	15,000
Park Sign Replacement	12,000
<b>Total</b>	<b>\$ 2,124,500</b>



Ragan Park Community Center opened June 2001.

#### Community Development Block Grant Fund

In FY02, Tampa will receive Community Development Block Grant funds from the Federal government for various activities, including capital projects. Community Development expenditures are subject to Federal guidelines and generally are applicable to specific neighborhoods occupied by citizens of low and moderate income.

The FY02 funds will be used for:

Ancillary and Play Equipment	\$ 250,000
Perry Harvey Park Improvements	110,000
Street Resurfacing	100,000
Cheney Park Improvements	78,500
Sidewalk Construction	75,000
Highland Avenue Park Improvements	70,200
Sulphur Springs Park Improvements	40,000
Rey Park Improvements	15,000
Desoto Park Improvements	12,000
<b>Total</b>	<b>\$ 750,700</b>

## CIP Program Highlights

### Transportation

In FY02, \$6.4 million for transportation improvement projects are funded from Local Option Gas Taxes.

Projects funded in the FY02 program are:

Street Maintenance	\$ 2,461,440
North Franklin Street Mall Improvements	637,000
Sidewalk Reconstruction	600,000
Sidewalk Construction	466,500
Median Maintenance	450,000
Cultural Arts District Roadway Improvements	350,000
Bridge Upgrading	300,000
Fire Pre-Emptor Traffic Signal Installations	230,000
Traffic Signal Upgrading	200,000
Neighborhood Traffic Calming Improvements	200,000
New Signal Installation	170,000
Seawall Improvements	138,000
25 MPH Signs	100,000
Minor Intersection Improvements	100,000
HARTline Sidewalks and Accessibility Improvements	33,500
<b>Total</b>	<b>\$ 6,436,440</b>

### Transportation Impact Fee

Ordinance No. 9362A, passed in 1986, imposes an impact fee on land development in the City. Revenues generated are used to provide for roads and related facilities necessitated by new development.

Projects funded in FY02 are:

Westshore: Interbay to Gandy Roadway Improvements	\$ 1,400,000
New Tampa Boulevard Extension	800,000
40th Street: Hillsborough to Busch Roadway Improvements	780,550
Lemon Street: Occident to Westshore Extension	575,000
Cross Creek Boulevard Extension	461,000
40th Street: Busch to Fowler Roadway Improvements	436,532
I-75 at West Meadows Bridge Construction	164,521
Westshore District Transfer to HARTline	148,765
Himes and Hillsborough Intersection Improvements	147,500
University North District Transfer to HARTline	128,094
Manhattan: Gandy to Euclid Roadway Improvements	89,059
Interbay District Transfer to HARTline	83,005
North Central District Transfer to HARTline	34,055
Central East District Transfer to HARTline	22,767
<b>Total</b>	<b>\$ 5,270,848</b>

### Transportation Impact Fee International Plaza

Impact fees collected from the International Plaza area will be appropriated in FY02 for the following project:

O'Brien: Cypress to Spruce Roadway Improvements	\$700,000
---	-----------

### Community Investment Tax Fund

The Community Investment Tax, approved by the voters on September 3, 1996, provides for a one-half cent increase to the Sales Tax. In FY02, revenues from the tax are projected to be \$11.7 million of which \$4 million will be allocated to Capital Improvement projects and \$3.7 million will go toward the purchase of vehicles and equipment with the remaining \$4 million for Debt Service.

The capital improvement project funds will be used for:

Parks Neighborhood Projects	\$ 1,000,000
Recreation Neighborhood Projects	1,000,000
Street Resurfacing	500,000
Neighborhood Traffic Calming and Sidewalk Construction	500,000
Minor Intersection Improvements	400,000
Bicycle and Pedestrian Facilities	300,000
Intelligent Transportation Systems	200,000
Brick Street Maintenance	100,000
<b>Total</b>	<b>\$ 4,000,000</b>



*New play equipment and rubberized surface at Sulphur Springs Park.*

## CIP Program Highlights

### Utilities Tax Improvement Bonds 2000A

In January, 2000 bond proceeds of \$25.4 million were allocated for expansion of the meeting rooms at the convention center, rebuilding the marinas, garage construction and office expansion. In FY02 \$1.8 million is allocated for:

Marina Expansion	\$ 1,700,000
Convention Center Room Expansion	100,000
	<hr/>
Total	<u>\$ 1,800,000</u>

### Utility Tax Construction Bond

In FY96, the City realized \$23.6 million from refinancing Utility Tax Convention Center Bonds. The proceeds included almost \$16 million for public safety Capital Improvement Projects. Bond expenditures planned for FY02 are for:

Fire Facilities Improvements	\$ 150,000
------------------------------	------------

### Utilities Tax Improvement Bonds

These bonds were issued in fiscal years 1998 and 1999. Bonds were issued for funding Parks, Recreation, Fire Rescue, and Parking Departments. The Parks and Recreation monies, which total \$12.1 million, will be utilized for improving and updating 7 Community Centers, 6 Athletic Facilities and Swimming Pools and 3 special program facilities. For Fire Rescue, \$1.9 million is programmed for stations improvements, and the Parking Department has \$4.5 million for Lots and Garage Construction. It is expected that the following facilities will open during FY02:

Oak Park Community Center  
 South Tampa Athletic Complex  
 Jackson Heights Community Center  
 Benito Springs Recreation Building  
 Barksdale Community Center  
 Ballast Point Concessions  
 M.L. King, Jr. Pool  
 Port Tampa Community Center  
 Forest Hills Community Center  
 Fire Station #13  
 Fire Station #21

The funds for these programs in FY02 are for:

Community Center Improvements	\$ 7,700,000
Athletic and Aquatic Center Improvements	2,900,000
Fire Station Improvements	1,900,000
Special Facilities Improvements	1,500,000
	<hr/>
Total	<u>\$14,000,000</u>

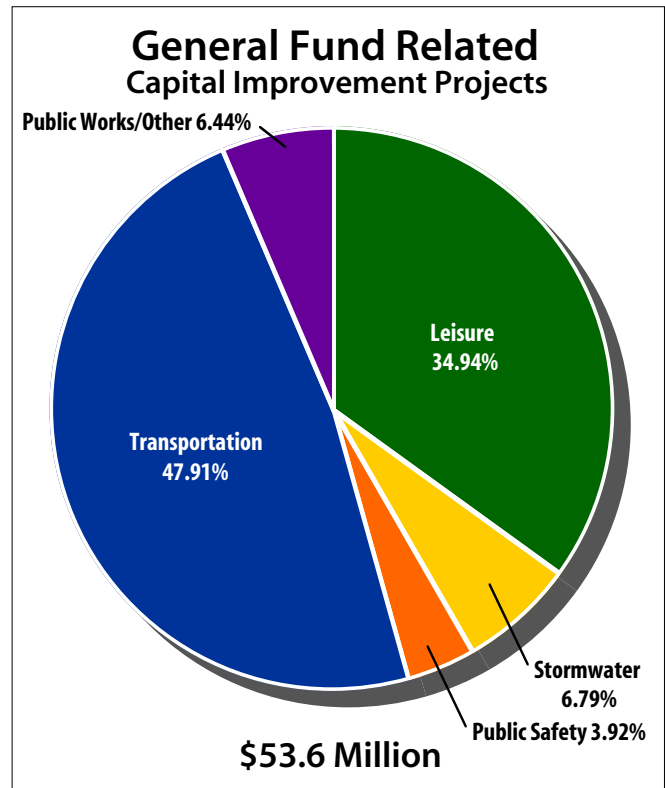
### Local Option Gas Tax Construction Bonds

These bonds, issued in 1999 for \$28.5 million, provide funding for a variety of transportation related projects. Among the projects funded by this issue are relocation/construction

of the Industrial Yard, construction of the Downtown/Ybor City Electric Streetcar, New Tampa and Ybor City Road Improvements, and other road improvements. The estimated expenditures in FY02 for these projects are as follows:

Industrial Yard Facility Improvements	\$ 5,000,000
Downtown/Ybor City Electric Streetcar Project	4,500,000
New Tampa Road Improvements	1,000,000
Safety Intersection Improvements	500,000
Ybor City Road Improvements	100,000
	<hr/>
Total	<u>\$11,100,000</u>

In summary, General Fund department related Capital Improvement Projects Expenditures total \$53.6 million. The sources of these funds are: utility tax; community investment tax; local option gas tax; impact fees; community development block grant; and utility tax and gas tax bonds.

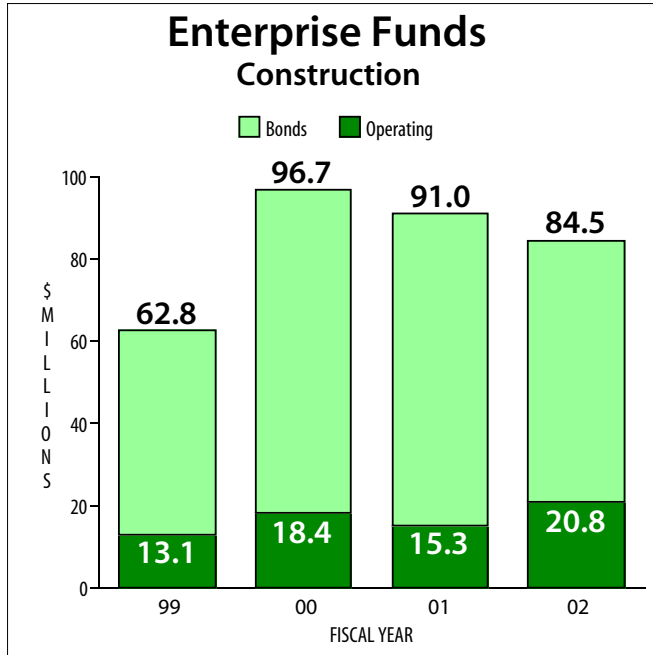


### Enterprise Funds Capital Improvements

Capital Improvement Projects in the Enterprise Funds serve to improve and expand user fee supported services, including the sanitary sewers, water, solid waste and parking systems. Growth and redevelopment in Tampa, and Federal and State legislative mandates, provide a constant demand for these improvements.

Routine repair and replacement capital projects are funded from Enterprise Fund operating revenues. Effective control of various operating costs will continue to provide a relatively consistent level of funding for these systems' routine capital needs.

**CIP Program Highlights**



**Parking**

The Parking Department will fund \$293 thousand for improvements to the following facilities in FY02:

Davis Island Garage Improvements	\$ 143,769
Fort Brooke Garage Improvements	110,000
Crosstown Parking Lots Landscaping Improvements	<u>39,231</u>
<b>Total</b>	<u><u>\$ 293,000</u></u>



*Palm Avenue Garage scheduled to open summer 2002.*

**Utilities Tax Improvement Bonds**

As mentioned in an earlier paragraph these bonds were issued in fiscal years 1998 and 1999 for acquisition, design and construction/expansion of garages and lots throughout

the City to help alleviate a growing shortage of parking spaces. For FY02, \$4.5 million of the total will be expended on:

Downtown Site Acquisition	\$3,000,000
Palm Avenue Garage Construction	1,000,000
South Howard Surface Lot Construction	<u>460,000</u>
<b>Total</b>	<u><u>\$4,460,000</u></u>

**Utilities Tax Improvement Bonds 2000A**

In January, 2000 funds were allocated for construction of the Palm Avenue Garage in Ybor City and expansion of the administrative offices for the Parking Department. Hillsborough Community College also contributed \$6 million toward the Palm Avenue Garage Project. Projects planned for FY02 are:

Palm Avenue Garage Construction	\$ 13,000,000
Parking Office Expansion	<u>575,000</u>
<b>Total</b>	<u><u>\$ 13,575,000</u></u>

**Sanitary Sewers**

In FY02, the Sanitary Sewers Department's capital improvement program funded from operating revenues will total \$7.6 million.

Projects funded from operating revenues in FY02 are:

Gravity Line Replacement	\$ 1,218,000
Contracted Line Replacement	925,000
Inspection and Survey Building Replacement	710,000
Howard F. Curren Plant Switchgear Replacement	572,000
Westshore: Westshore Circle to Gandy Line Replacement	520,000
Howard F. Curren Plant Sludge Return Improvements	520,000
Howard F. Curren Plant Improvements	430,000
131st Avenue Pump Station Odor Control Upgrade	420,000
Lemon/Gray Trunk Sewer Rehabilitation	311,000
Cured-in-Place Pipe	285,000
University Mall Pump Station Replacement	235,000
Armenia Pump Station Rehabilitation	235,000
Howard F. Curren Plant Frequency Drives Replacement	208,000
Pumping Station Rehabilitation	184,000
Post Office Pump Station Replacement	183,000
Sugar Creek Pump Station Rehabilitation	183,000
Howard F. Curren Plant Grit Washer Replacement	156,000
Howard F. Curren Plant Maintenance Facility Upgrades	125,000
I-275: Hillsborough River to Floribaska w/FDOT	104,000
Howard F. Curren Plant Cogeneration Silencer Replacement	104,000
Art in Public Places	<u>9,000</u>
<b>Total</b>	<u><u>\$ 7,637,000</u></u>

## CIP Program Highlights

### Water

The Water Department's FY02 capital improvement program totals \$12.8 million.

These funds have been identified for:

Water Main Rehabilitations	\$ 3,600,000
Fire Protection/Undersized Main Replacement	2,100,000
Delivery System Improvements	1,500,000
Distribution Upgrade and Relocation w/FDOT	800,000
Distribution Upgrade and Relocation w/CRD	700,000
Customer Required Main Extensions	615,000
New Tampa Loop Transmission System	600,000
Water Distribution System Cement Main Replacement	500,000
New Fire Services	500,000
Northeast Transmission Main Construction	364,000
Hillsborough River Plant Buliding Improvements	300,000
Multi-Effect Distillation at Incinerator	255,000
Distribution Upgrade and Relocation w/DPW	255,000
Treatment Plant Raw Water Pump Station Improvements	200,000
New Metered Services	175,000
Distribution Meter Renewal and Replacement	125,000
Sludge Facilities Improvements	100,000
Miscellaneous Water Production Projects	75,000
Hillsborough River Dam Rehabilitation	40,000
Art in Public Places	10,000
Water Main Easements	3,000
<b>Total</b>	<b>\$ 12,817,000</b>

**Water Bonds:** Water Bonds of approximately \$45 million were funded in FY2000 for the Hillsborough River Treatment Plant expansion program. Construction is being accomplished through a design/build contract. A 20 million-gallon per day increase will increase the plant's capacity to 100 million gallons per day. The FY02 allocation is \$9.2 million. In FY02 the first phase of the South Tampa Area Reclaimed Water Project (STAR) is funded for \$15.4 million.

**Solid Waste Bond Fund:** The Solid Waste Department is funding two projects through bonds that were sold in FY99. The final phase of retrofitting the McKay Bay Refuse-to-Energy plant will be completed in early FY02. The FY02 phase is budgeted at \$19.8 million. The retrofit will result in a like-new facility with decreased air emissions and moderate increases in burning capability and energy production, and timely compliance with the new emissions standards imposed by the Federal Clean Air Act. The second project, funded at \$1.3 million, is the new Solid Waste Administration Building to house all administrative personnel, Environmental Coordination, Recycling Divisions and the Meter Reading Services Division of the Utility Accounting Department. Construction should be completed by the end of FY02.



*McKay Bay Refuse-to-Energy Plant Retrofit, scheduled for completion in early FY02.*

**Fleet Maintenance:** Funds budgeted in FY02 are for a Fleet/Solid Waste Yard Master Plan project at a cost of \$30,000 at Fleet's Central Garage facility.

## City-wide Construction Summary

The FY02 annual Capital Improvement Program for the City of Tampa will total \$138.1 million. This includes \$21.1 million in capital improvements from bond dollars for Solid Waste Projects, \$24.6 million in Water Projects, \$34 million in Utility Tax Projects and \$11.5 million in Local Option Gas Tax and Impact Fee Projects. Additionally, \$4 million for Capital Projects will be funded by the Community Investment Tax.

## Total FY02 Capital Improvement Program Summary

Water Bond/State Loan	\$ 24,587,000
Solid Waste Bond	21,073,000
Utilities Tax Improvement Bonds - 2000A	15,375,000
Utilities Tax Improvement Bonds - 1999	14,460,000
Water	12,817,000
Local Option Gas Tax FY99 Construction Bond	11,100,000
Utility Tax	9,265,169
Sanitary Sewers	7,637,000
Local Option Gas Tax	6,436,440
Transportation Impact Fee	5,270,848
Community Investment Tax	4,000,000
Utilities Tax Improvement Bonds - 1998	4,000,000
Community Development Block Grant	750,700
Transportation Impact Fee International Plaza	700,000
Parking	293,000
Utility Tax Construction Bond	150,000
Cable Communications	132,000
Fleet Maintenance	30,000
<b>Total</b>	<b>\$ 138,077,157</b>

## Operational Impacts of Capital Improvement Projects

**Parks / Recreation:** In FY99 the City issued Utilities Tax Improvement Bonds that included \$17.7 million for improving 16 facilities. The 16 facilities were made up of Community Centers, Athletic and Aquatic Centers and Special Facilities. In FY02, nine of these facilities will open or reopen. The Park's and Recreation's Departments Operating programs have been adjusted for these facilities. This includes funding for: approximately 60 full time, part time and seasonal positions to staff the facilities; utilities; communications; building and grounds maintenance; and security. Some savings will also be realized with the new systems, such as air conditioning and lighting, that replaces old, inefficient units.



*NFL Youth Education Town Center at Jackson Heights scheduled to open in late 2001.*

**Solid Waste:** FY02 will see the culmination of a 32-month retrofit project at the McKay Bay Refuse-to-Energy (RTE) plant. Revenues, such as Advance TECO Energy Capacity Payments, Energy Sales and Transfer Station, and expense appropriations, such as Contracts and Landfill costs, have been adjusted for FY02 to account for the plant coming back to full production in the first quarter of the fiscal year. During construction only two of the four production lines were operating at any given time. The new administration building, which replaces an old inefficient one, will also be completed in early FY02. Maintenance, repair and energy savings will be realized with the new facility.

**Water:** The Water Department embarked on a Water Quality 2000 (WQ2000) program in FY96, which should be completed in FY02. The goal of WQ2000 was to increase plant production capacity by 20 million gallons a day (MGD) from 80 MGD to 100 MGD and also increase plant and process efficiencies. The automation improvements implemented by

WQ2000 resulted in a reduction of the water production staff by 30 full time positions. A new process that includes ozonation will commence in FY02. Chemical and electrical requirements have been adjusted in this year's program for this process. Also, FY02 will mark the completion of the Rome Avenue Park Aquifer Storage Recovery (ASR) project that will provide 10 million gallons of water a day for 100 days during the dry season. The ASR project will make us less dependent on outside sources for more expensive water. Construction for a recycled water program called STAR (South Tampa Area Reclaimed project) for lawn irrigation will start in FY02, which will also lessen our dependence on outside water sources.

**Fire Rescue:** In October, 2001 two fire stations will open. One is a new facility in the New Tampa area and the other is a replacement near Busch Gardens. The operational impact for the new facility will be the hiring of 17 firefighters, the costs of operating and maintaining a new fire engine and equipment and associated utilities, communications, building maintenance and outside landscaping expenses. Savings will be realized in building maintenance and repair and energy costs at the Busch Gardens replacement facility. The stations and engine were paid for with 1999 Utility Tax Bond Construction funds.



*New Fire Station #13 at Hunter's Green scheduled to open October 2001.*

**Police / Parking:** In FY01 the Municipal Parking Garage opened. This facility is used primarily by the Police Department for their marked, unmarked and motorcycle vehicles. Operating costs for a full year's operation in FY02 have been programmed. This includes personnel, utilities and maintenance costs.

