

# PROGRAM HIGHLIGHTS

This section has been prepared to assist in understanding the major capital issues presented in this document. More information is available in the detailed project pages.



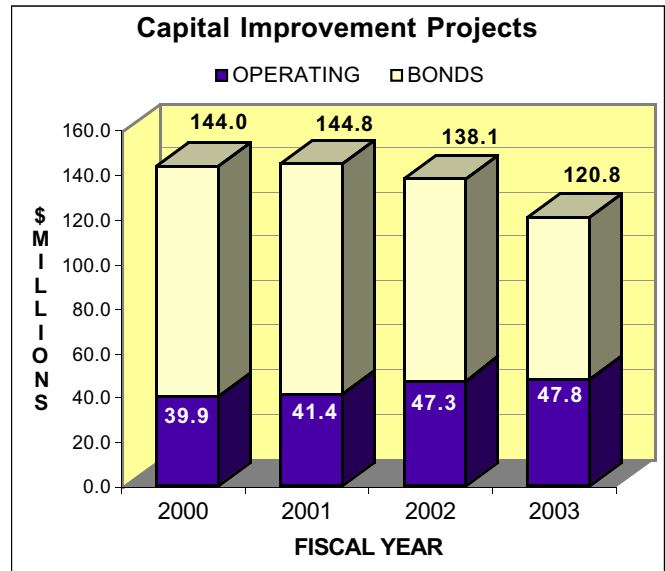
# Capital Improvement Projects Program

## Highlights

In FY03, the Capital Improvement Program will be \$120.8 million. Capital projects funded for General Fund departments are up \$.3 million while projects funded by bonds or enterprise departments are down \$17.6 million, due to the completion of the McKay Bay Refuse-to-Energy Facility and the Hillsborough River Water Treatment Plant upgrades. Utility Tax projects in FY03 include the Central Business District Downtown Core Redevelopment Project for improvements to park land, boat docking facilities/slips, and additional streetscaping and sidewalks in the downtown area. Other large Utility Tax projects include improvements in Ybor City, elevator improvements at City Hall and the Tampa Municipal Office Building and stormwater drainage improvements. FY03 is the second year of the second five-year Community Investment Tax program which will provide \$1 million for neighborhood improvements for the Parks Department, \$2 million for neighborhood transportation projects and \$1 million for neighborhood recreation projects. Included in the \$41.4 million allocated in FY03 by the Community Investment Tax Bond is the Tampa Museum/Cultural Arts District at \$19 million, various parks improvements for \$10 million, recreation projects for \$6 million and roadway and intersection improvements for \$4.6 million.

The following table is a comparison of funding sources. Major projects are summarized in the following narrative. For specific project descriptions, see the individual project page.

<b>Funding Sources</b> (Millions)		
	<u>FY02</u>	<u>FY03</u>
Utility Tax	\$ 9.3	\$ 9.6
Cable	.1	
Community Investment Tax - FY97-01		1.4
Community Investment Tax - FY02-06	4.0	4.0
Community Investment Tax Bond - 2001A		41.4
Local Option Gas Tax	6.4	6.3
Local Option Gas Tax FY99 Bond	11.1	1.5
Transportation Impact Fee	5.3	5.1
Transportation Impact Fee International Plaza	.7	3.4
Enterprise Funds	20.8	17.4
Community Development Block Grant	.8	.5
Utility Tax Construction Bond	.1	
Utilities Tax Improvement Bonds	33.8	11.9
Water Bond/State Loan	24.6	18.2
Solid Waste Bond	21.0	
Fleet Maintenance	.1	.1
<b>Total</b>	<u>\$138.1</u>	<u>\$ 120.8</u>



## Revenues

Utility taxes, transportation impact fees, gas taxes, Federal funds, Community Investment Tax and bond proceeds are used to finance General Fund related capital improvements.

### Utility Tax

This tax is levied by the City on the purchase of utility services within the City limits. In FY03, \$9.6 million of Utility Taxes will be used for capital improvement projects for the General Fund departments.

### Local Option Gas Tax

The Local Option Gas Tax is a 30 year tax, begun in 1983, to fund transportation improvements. In FY03, \$6.3 million has been budgeted for transportation improvement projects from revenues and interest earnings in the Local Option Gas Tax Fund, along with a \$3.6 million transfer to Debt Service.

### Transportation Impact Fee

In an effort to address growth-related infrastructure requirements, the City implemented a Transportation Impact Fee. In FY03, the impact fee account will supply \$5.1 million for eligible transportation capital improvement projects.

### Transportation Impact Fee International Plaza

Impact Fees received related to the development of International Plaza have been allocated \$3.4 million in FY03 for the O'Brien Street Roadway Project.

## CIP Program Highlights

### Expenditures

#### Stormwater

Stormwater management continues to be a high priority service. A Stormwater capital improvement program of \$3.8 million is planned for FY03.

Capital projects are to alleviate flooding of:

- Structures
- Land and Private Property
- Streets and Rights-of-Way

Utility Tax Fund projects included in FY03 are:

Stormwater Improvements	\$1,685,000
Hamilton Avenue Ditch Replacement	1,025,000
Rowlett Park Ditch Rehabilitation	350,000
Rome Avenue: Cypress Street to Laurel Street Pipe Rehabilitation	295,000
Sediment Processing Pilot Projects	200,000
Ojus/Takomah Trail Retention Pond Reconstruction	170,000
109th and North Boulevard Fuel Tank Replacement	100,000
<b>Total</b>	<b><u><u>\$3,825,000</u></u></b>



College Hill Community Center - open Summer, 2003

#### Leisure Services

Utility Tax funding for Leisure Services will amount to over \$1 million. In addition, Federal funds for Community Development Block Grant projects will provide an additional \$.5 million in FY03. Projects are scheduled to maintain facilities at standardized levels. By leveraging funds with community associations, State and Federal grants and businesses, the City is able to expand the scope of the program and undertake additional projects for which funding would not have been available in the past. The FY03 Leisure Services construction program utilizes \$1 million for the following leisure projects:

Playground Equipment Replacement	\$ 100,000
Public Art	100,000
Recreation and Parks Master Plan	100,000
South Tampa Soccer Field	100,000
Tree Program	100,000

Tennis/Multi-Purpose Court Improvements	80,000
Ancillary Equipment Replacement	50,000
Beautification with Clubs/Associations/Developers (Match)	50,000
Fencing/Backstops/Gates/Vehicle Control Replacement	50,000
Irrigation and Lighting - Radio Controlled Landscape Replacement	50,000
Landscaping Improvements (Match)	50,000
Parks/Recreation Facilities Design (Match)	50,000
Furniture Replacement	25,000
Machinery and Equipment Replacement	25,000
Major Thoroughfares Beautification (Match)	25,000
Xeriscape Projects	25,000
Bleacher Slab Additions	15,000
Park Sign Replacement	15,000
Highway Beautification (Match)	10,000
<b>Total</b>	<b><u><u>\$ 1,070,000</u></u></b>



1,000 Trees Program - 5th year of the program

#### Community Development Block Grant Fund

In FY03, Tampa will receive Community Development Block Grant funds from the Federal government for various activities, including capital projects. Community Development expenditures are subject to Federal guidelines and generally are applicable to specific neighborhoods occupied by citizens of low and moderate income.

The FY03 funds will be used for:

Jackson Heights Park Improvements	\$ 163,000
Ancillary and Playground Equipment	100,000
Perry Harvey Park Improvements	80,000
Sidewalk Construction	75,000
18th Avenue Park Improvements	31,000
George Bartholomew Playground Improvements	27,500
Morgan Street Park Improvements	23,000
West Pines Park Improvements	20,000
Fair Oaks Park Improvements	8,000
<b>Total</b>	<b><u><u>\$ 527,500</u></u></b>

## CIP Program Highlights

### Transportation

Local Option Gas Tax funds support various transportation improvements including 25 mph signage, neighborhood traffic calming and sidewalk construction/reconstruction and accessibility to HARTline bus stops.

Projects funded in FY03 are:

Street Maintenance	\$ 2,561,440
Azele and MacDill Intersection Improvements	750,000
Sidewalk Reconstruction	555,000
Median Maintenance	450,000
Bridge Upgrading	400,000
Cultural Arts District Roadway Improvements	350,000
Sidewalk Construction	311,654
Neighborhood Traffic Calming Improvements	200,000
Traffic Signal Upgrading	200,000
Seawall Improvements	150,000
New Signal Installation	120,000
25 MPH Signs	100,000
Bay to Bay and MacDill Crosswalk Reconfiguration	62,500
MacDill and Kennedy Intersection Improvements	50,000
HARTline Sidewalks and Accessibility Improvements	45,000
<b>Total</b>	<b>\$ 6,305,594</b>

### Transportation Impact Fee

Ordinance No. 9362A, passed in 1986, imposes an impact fee on land development in the City. Revenues generated are used to provide for roads and related facilities necessitated by new development. HARTline receives a percentage of all developers fees.

Projects funded in FY03 are:

40th Street: Hillsborough to Busch Roadway Improvements	\$ 1,320,675
Westshore: Interbay to Gandy Roadway Improvements	1,230,000
I-75 at West Meadows Bridge Construction	980,159
Tampa Bay and Lois Intersection Improvements	747,500
Manhattan: Gandy to Euclid Roadway Improvements	437,572
40th Street: Busch to Fowler Roadway Improvements	85,011
Central East District Transfer to HARTline	66,498
Westshore District Transfer to HARTline	58,753
Cross Creek Boulevard: Clay Gully to Arbor Green Lane Widening	50,000
Interbay District Transfer to HARTline	41,230
George Road: Independence to Memorial Lane Widening	40,000

Florida Avenue and Ice Palace Drive Improvements	21,301
Central Business District Transfer to HARTline	11,478
North Central District Transfer to HARTline	2,683
<b>Total</b>	<b>\$ 5,092,860</b>



40th Street Maintenance Facility - open February, 2003

### Transportation Impact Fee International Plaza

Impact fees collected from the International Plaza area will be appropriated in FY03 for the following project:

O'Brien: Cypress to Spruce Roadway Improvements	\$3,450,000
---	-------------

### Community Investment Tax Funds

The Community Investment Tax, approved by the voters on September 3, 1996, provides for a one-half cent increase to the Sales Tax. In FY03, Community Investment Tax Funds of \$14.2 million have been funded, of which \$5.4 million will be allocated to capital improvement projects and \$4.8 million will go toward the purchase of vehicles and equipment with the remaining \$4 million for debt service.

The capital improvement project funds will be used for:

Parks Neighborhood Projects	\$ 1,000,000
Recreation Neighborhood Projects	1,000,000
Neighborhood Traffic Calming and Sidewalk Construction	500,000
Street Resurfacing	500,000
Minor Intersection Improvements	400,000
Lowry Park Improvements	365,000
Bicycle and Pedestrian Facilities	300,000
Youth League Lighting Replacement	256,000
Ancillary and Playground Equipment	200,000
Fire Stations Improvements	200,000
Intelligent Transportation Systems	200,000
Park Development-River Tower Improvements	200,000
Ballast Point Park Renovations	100,000
Brick Street Maintenance	100,000
Parks Neighborhood Projects-Rivercrest Park Improvements	50,000
<b>Total</b>	<b>\$ 5,371,000</b>



River Tower Park - acquired in FY02

**Community Investment Tax Bond Funds**

In October 2001, bonds were issued for \$55.6 million for various capital projects such as: Tampa Museum/Cultural Arts District, Lowry Park Zoo expansion, transportation and various neighborhood improvement projects.

Funds for these programs in FY03 are for:

Tampa Museum/Cultural Arts District	\$ 19,000,000
Lowry Park Zoo Expansion	6,000,000
Roadway Construction and Intersection Improvements	4,600,000
Ballfield Relocations	3,000,000
Fort Brooke Park Development	2,000,000
Ribbon of Green Park Development	2,000,000
Cuscaden Pool Renovations	1,550,000
Hunt Center Relocation	1,450,000
Communication System Replacement	1,000,000
Marquee and Blade Improvements	450,000
Computer Systems Upgrade	350,000
<b>Total</b>	<b><u><u>\$ 41,400,000</u></u></b>



Fort Brooke Park - open Spring, 2003

**Utilities Tax Improvement Bonds**

These bonds were issued in fiscal years 1998 and 1999. Bonds were issued for funding Parks, Recreation, Fire Rescue, and Parking Department projects. The Parks and Recreation monies, which total \$12.1 million, has been utilized for improving and updating 7 Community Centers, 6 Athletic Facilities and Swimming Pools and 3 special program facilities. For Fire Rescue, \$1.9 million was programmed for stations improvements, and the Parking Department had \$4.5 million for Lots and Garage Construction.

Funds allocated in FY03 are for:

Community Center Improvements	\$ 4,500,000
Athletic and Aquatic Center Improvements	<u>1,100,000</u>
<b>Total</b>	<b><u><u>\$ 5,600,000</u></u></b>

**Utilities Tax Improvement Bonds 2000A**

In January, 2000 bond proceeds of \$25.4 million were allocated for expansion of the meeting rooms at the convention center, which has been completed, rebuilding the marina, garage construction and office expansion. In FY03 \$3.4 million is allocated for:

Marina Expansion	\$ 3,400,000
------------------	--------------

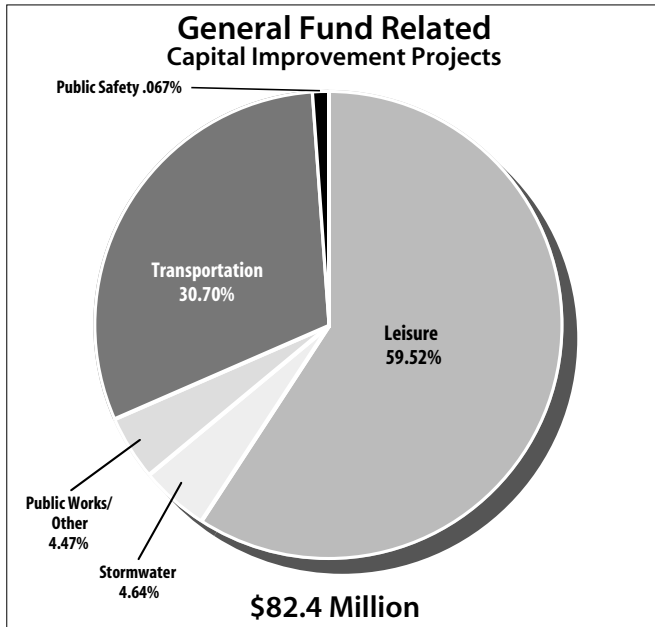
**Local Option Gas Tax Bond FY99 Construction**

These bonds, issued in 1999 for \$28.5 million, provide funding for a variety of transportation related projects. In FY03 the ongoing safety intersection and New Tampa road improvement projects are funded. The 40th Street roadway improvement project funded in FY03 will augment funds allocated by the Florida Department of Transportation and Hillsborough County Incentive Grants.

New Tampa Road Improvements	\$ 1,000,000
Safety Intersection Improvements	300,000
40th Street: Hillsborough to Fowler Roadway Improvements	<u>250,000</u>
<b>Total</b>	<b><u><u>\$ 1,550,000</u></u></b>

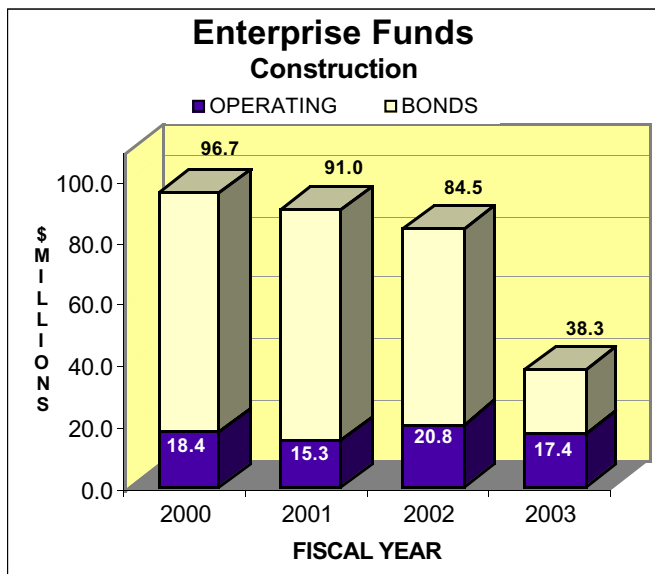
## General Fund Departments Capital Projects

In summary, General Fund department related Capital Improvement Projects Expenditures total \$82.4 million. The sources of these funds are: utility tax; community investment tax; local option gas tax; impact fees; community development block grant; and utility tax, community investment tax and gas tax bonds.



## Enterprise Funds Capital Improvements

Capital Improvement Projects in the Enterprise Funds serve to improve and expand user fee supported services, including the sanitary sewers, water, solid waste and parking systems. Growth and redevelopment in Tampa, and Federal and State legislative mandates, provide a constant demand for these improvements.



Routine repair and replacement capital projects are funded from Enterprise Fund operating revenues. Effective control of various operating costs will continue to provide a relatively consistent level of funding for these systems' routine capital needs.

### Parking

The Parking Department will fund \$293 thousand for improvements to the following facilities in FY03:

Davis Island Garage Improvements	\$ 144,000
Fort Brooke Garage Improvements	110,000
Crosstown Parking Lots Landscaping Improvements	39,000
<b>Total</b>	<b>\$ 293,000</b>



*Fernando Noriega, Jr. Palm Avenue Garage - opened July, 2002*

### Utilities Tax Improvement Bonds

As mentioned in an earlier paragraph these bonds were issued in fiscal years 1998 and 1999 for acquisition, design and construction/expansion of garages and lots throughout the City to help alleviate a growing shortage of parking spaces. For FY03, \$2.7 million of the total will be expended on:

Downtown Site Acquisition	\$ 2,500,000
South Howard Surface Lot Construction	200,000
<b>Total</b>	<b>\$ 2,700,000</b>

### Sanitary Sewers

In FY03, the Sanitary Sewers Department's capital improvement program funded from operating revenues will total \$7.5 million.

Projects funded from operating revenues in FY03 are:

Howard F Curren Plant Primary Tank Improvements	\$ 1,000,000
Morrison: MacDill to Himes Gravity Line Replacement	750,000

## CIP Program Highlights

Riverview Terrace: Hope VI Project	600,000
Sludge Dewatering Rehabilitation	575,000
Howard F. Curren Plant Sludge Return Improvements	550,000
Gravity Line Replacement	418,000
40th Street: Busch to Fowler Line Replacement	400,000
13th Street Pump Station Rehabilitation	400,000
Heat Drying Facility Rehabilitation	400,000
Contracted Line Replacement	325,000
Cured-in-Place Pipe	275,000
Trout Pump Station Rehabilitation	250,000
Howard F. Curren Plant Frequency Drives Replacement	250,000
Howard F. Curren Plant Cogeneration Engine Replacement	225,000
Sulphur Springs Force Main Improvements	200,000
Bay Pump Station Replacement	200,000
Dale Mabry Force Main Crossing	175,000
Howard F. Curren Plant Improvements	150,000
131st Avenue Pump Station Odor Control Upgrade	150,000
Howard F. Curren Plant Pellet Load Improvements	125,000
Pumping Station Rehabilitation	50,000
Public Art	9,000
<b>Total</b>	<b>\$ 7,477,000</b>

### Water

The Water Department's FY03 capital improvement program totals \$9.6 million.

These funds have been identified for:

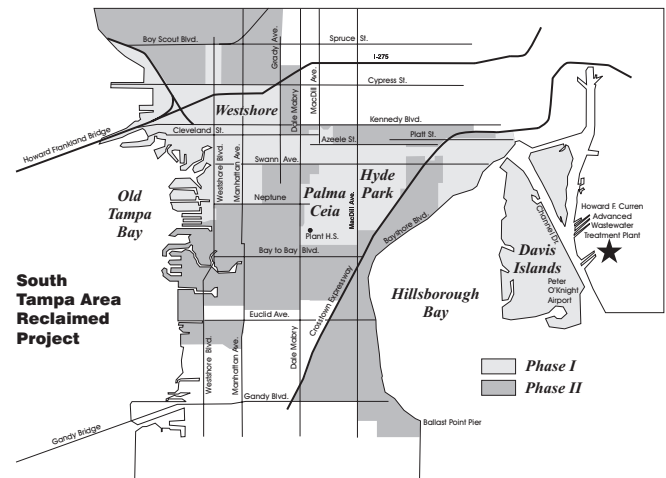
Distribution Upgrade and Relocation w/FDOT	\$2,200,000
Fire Protection/Undersized Main Replacement	2,100,000
Water Main Rehabilitations	1,112,700
Northeast Transmission Main Construction	1,070,000
Customer Required Main Extensions	722,000
Water Distribution System Cement Main Replacement	500,000
New Fire Services	500,000
Delivery System Improvements	327,300
Multi-Effect Distillation	240,000
Distribution Upgrade and Relocation w/DPW	200,000
Distribution Upgrade and Relocation w/CRD	200,000
New Metered Services	175,000
Distribution Meter Renewal and Replacement	125,000
Miscellaneous Water Production Projects	75,000
Sludge Processing Facility Fiber Optic Installation	50,000
Public Art	10,000
Water Main Easements	3,000
<b>Total</b>	<b>\$ 9,610,000</b>



Directional Driller - saves digging up streets

### South Tampa Area Reclaimed Project

This project is designed to help conserve our potable water supply and minimize the adverse effects of future droughts. Phase I, which is currently underway, will provide reclaimed water for lawn irrigation to residents of Davis Islands, Hyde Park, Palma Ceia and the Westshore District. The construction of Phase I began in FY02 and is expected to be completed by the end of 2003. A \$2 million study is presently underway to design Phase II that will bring reclaimed water to Bayshore Beautiful, Ballast Point, New Suburb Beautiful, Virginia Park, and Parkland Estates. The estimated cost of Phase I is \$31 million.



STAR Project - complete by the end of 2003

### Solid Waste

In FY03, the Solid Waste Fund will budget \$20,000 to install a roll-off lot headache bar at the McKay Bay Refuse-to-Energy Plant.

**Fleet Maintenance**

Capital projects funded by Fleet Maintenance funds are for the benefit of the user departments.

A management system upgrade project for \$100 thousand is funded in FY03.

**City-wide Construction Summary**

The FY03 annual Capital Improvement Program for the City of Tampa will total \$120.8 million. This includes \$46.8 million in Capital Projects funded by Community Investment funds. Bond funds comprise \$73 million or 60.4% of the funds allocated for FY03.

**Total FY03 Capital Improvement Program Summary**

Community Investment Tax Bond - 2001A	\$ 41,400,000
Water Bond/State Loan	18,200,000
Water	9,610,000
Utility Tax	9,553,796
Sanitary Sewers	7,477,000
Local Option Gas Tax	6,305,594
Utilities Tax Improvement Bond - 1999	5,800,000
Transportation Impact Fee	5,092,860
Community Investment Tax - FY02-06	4,000,000
Transportation Impact Fee International Plaza	3,450,000
Utilities Tax Improvement Bond - 2000A	3,400,000
Utilities Tax Improvement Bond - 1998	2,500,000
Local Option Gas Tax FY99 Bond Construction	1,550,000
Community Investment Tax - FY97-01	1,371,000
Community Development Block Grant	527,500
Parking	293,000
Utility Tax Improvement Bond - 1996	150,000
Fleet Maintenance	100,000
Solid Waste	20,000
<b>Total</b>	<b>\$ 120,800,750</b>

**Operational Impacts of Capital Improvement Projects**

**Parks / Recreation:** Fiscal Year 2003 will see the culmination of a four year effort to improve 16 Parks and Recreation facilities that were funded through \$17.7 million in FY99 Utilities Tax Improvement Bonds. These facilities consisted of Community Centers, Athletic and Aquatic Centers and Special Facilities. The final four to open in FY03 are: Kate Jackson Center; Loretta Ingraham Center; College Hill Community Center; and DeSoto Park Center. Other non-bond-funded facilities scheduled for opening include the New Tampa Facilities and Williams Park. The

FY03 budgets for the Parks and Recreation Department have been adjusted commensurate with the scheduled openings of these facilities throughout the year. This includes 36 full and part-time positions (\$376,000), operating expenses for utilities, landscaping, security, communications, supplies and tools (\$135,000), and one-time capital equipment costs (\$53,000). Some of these facilities replaced old, inefficient ones that will result in reduced expenses in areas such as electricity through new energy efficient air conditioning and lighting.

**Solid Waste:** In FY02 a 32-month retrofit project at the McKay Bay Refuse-to Energy (RTE) facility was completed. With almost a full year of actual operating experience, adjustments in both revenues and expenses were made in the FY03 program. On the revenue side, energy sales (electricity generated by the RTE is sold to the local electric company) were increased by \$112,000 to \$5.8 million. The expense budget was increased by \$1.1 million due to higher than expected ash residue being sent to the landfill and increased contract monitoring costs (\$300,000).

**Water:** FY02 marked the completion of the Rome Avenue Park Aquifer Storage Recovery (ASR) project that provides the City with a storage capacity of one billion gallons of potable water. Water is pumped into the ASR during the wet season and withdrawn at the rate of 10 million gallons per day for 100 days during the dry season. This has enabled the City to be less reliant on more expensive water from outside sources. Accordingly, the budget for water purchases from outside sources is being reduced by \$2.5 million for FY03. Another project, which started in FY02, designed to lessen the dependence on outside sources is called STAR (South Tampa Area Reclaimed). This project will provide for reclaimed water for lawn irrigation and at a rate to customers that will be lower than the rate for potable water. The first phase, which will cost approximately \$31 million, consists of a pumping station, transmission main and the distribution system. Phase I is scheduled for completion at the end of calendar year 2003. The operating budget for both revenues and expenses will be adjusted as the system becomes operational.

**Parking:** In the fourth quarter of FY02 the Fernando Noriega, Jr. Palm Avenue Garage opened. This 1,200 space garage cost \$15 million and was funded through a City bond issue (\$9 million) and a contribution from Hillsborough Community College (\$6 million), whose students have access to the facility during school hours. The operating program was adjusted for one quarter of operations in FY02 and for the full year in FY03. The funding in FY03 provided for projected increased revenue (\$621,000) and operating expenses for 20 full and part-time personnel (\$498,000), and utilities, communications, landscaping, supplies, and elevator maintenance / licenses (\$123,000).

