

CIP Program Highlights

- **Investing in Neighborhoods:** Advance the quality of life in Tampa's neighborhoods by delivering consistent, quality services, maintaining their health, safety, and appearance, and instilling community pride.
- **Economic Development in our Most Challenged Areas-Using East Tampa as a Model:** Transform East Tampa into a community of vibrant residential, business, recreational, social and cultural life through the implementation of a strategic, neighborhood asset focused economic development model that can be replicated in other challenged areas.
- **Creating a Downtown Residential Community:** By 2010, our Downtown will have a safe, pedestrian oriented neighborhood of 2,000 residential units serving a broad mix of incomes and providing homes to individuals and families.
- **Efficient City Government focused on Customer Service:** The City of Tampa will become a model of government efficiency and effectiveness, delivering the highest quality services at the best possible value, while providing outstanding customer service in all areas of operations.
- **Tampa as a City of the Arts:** Tampa will be a place that celebrates the works of artists, writers and performers; providing opportunities for residents and visitors of all ages to enjoy and be enriched by a wide array of creative pursuits.

Highlights

Important FY05 capital projects include:

Investing in Neighborhoods: Beginning with the FY04 budget a significant effort was initiated to improve funding within neighborhoods. Dollars in FY04 allocated to this program were increased by \$2.2 million (47%) over FY03. This program

continues into FY05 with an additional \$770,000 (11% above FY04) for a total program of \$7.7 million. These dollars are allocated to various neighborhood projects such as sidewalks, traffic calming, signage, neighborhood road enhancements, and parks and recreation areas. Funding for this program comes from several sources including utility taxes, community development block grant funds, community investment taxes and local option gas taxes.

- **Sidewalks:** A network of 920 miles of sidewalk presently serves the City of Tampa. In FY05, \$1.3 million is being allocated to the sidewalk program. We maintain the inventory of existing sidewalks at a safe and accessible level and determine proper and effective locations for the installation of new sidewalks. Sections of existing sidewalks that are damaged, cracked or broken are routinely repaired. Requests for repair are received from a number of sources including citizens, city council or city administration. The Neighborhood Sidewalk Program contains an extensive list of candidate locations that give neighborhood groups the opportunity to help prioritize new sidewalk needs.



Sidewalk construction.

- **Neighborhood Traffic Calming:** The program details several areas of the city programmed to undergo a variety of traffic calming measures. In FY05, \$587,500 is being allocated to this program. Such measures

CIP Program Highlights

include median installation, on-street parking and the installation of speed tables. Residents directly affected by the installation must be in agreement.

- Signage:** The city has historically experienced a maintenance backlog in the replacement of street signs and pavement markings. Some city streets exhibit a noticeable deterioration in the quality of signs and markings. The ultimate goal is to complete between 9,000 and 10,000 replacements per year so as not to allow the signs to deteriorate. In FY04, additional funding was provided to help reduce the backlog and it continues at the same level in FY05 with \$550,000. The Neighborhood Sign Program provides organized neighborhood associations the opportunity to identify two locations for “custom” neighborhood gateway signs to be installed at no expense to the association. The city installs and maintains the signs. The neighborhood group may also purchase additional signs and the city will install and maintain them.



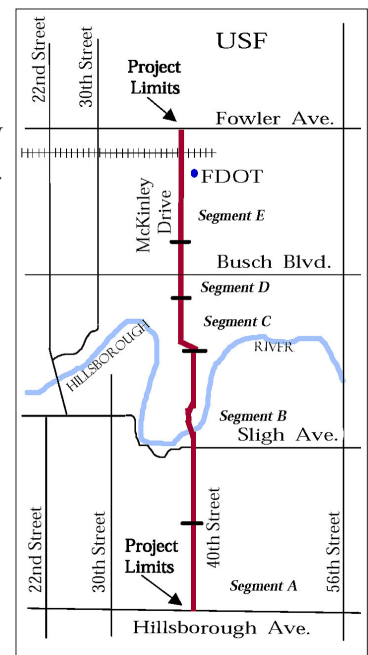
Neighborhood sign replacement program.

- Street Paving:** The city has 2,800 paved lane miles of streets. Managing the maintenance and condition of our roadways is aimed at extending pavement life, preserving the investment in our roadway system, and meet mobility needs. An effective program encompasses a full range of preventive maintenance techniques and strategies.

In addition to adding another layer of asphalt to a street, other techniques include crack seals, rejuvenation, chip seals, micro-surfacing, micro-paving, hot mix in-place, Reclamite seal, ultra-thin bonded asphalt, and if necessary, reconstruction. Street paving funding for FY05 totals \$775,000. The added funding in FY04 and FY05 has enabled the city to address a portion of the backlog of the deferred maintenance.

- Parks and Recreation:** The parks and recreation department is heavily involved in numerous capital improvement projects to maintain and improve facilities throughout our neighborhoods. Funding provides for such items as tennis and multi-purpose court improvements, landscaping and xeriscape improvements, planting 1,000 trees, new play equipment and sign replacement. Specific projects include improvements at Cypress Point Park, Berns Park and Desoto Avenue, Harbour Island median, East Ybor Historical Park, Hunt Center, and West Tampa Little League, and design of the Woodland Terrace Center expansion. In addition, 21 parks and 4 recreation facilities will receive \$2 million from community investment taxes for various improvements.

40th Street: The 40th Street Improvement project is the highest transportation priority for this administration. This project expands 40th Street from two lanes to four lanes from Hillsborough Avenue to Fowler Avenue. This major realignment includes sidewalks, bicycle paths and streetscaping. The project has been broken into five segments with a total



40th Street Improvement Project.

CIP Program Highlights

projected cost of approximately \$80 million and will be under construction for a number of years. Funding for this project will come from federal, state, county and city appropriations. The city's projected share is \$19.1 million funded primarily with Local Option Gas Taxes and Impact Fees. Segment "E" (Fowler Avenue to 500 feet north of Busch Boulevard) is under construction.

Tampa Museum of Art: The City of Tampa, in partnership with the Tampa Museum of Art Inc., is completing plans for a new museum facility. The new facility will be a landmark structure for Tampa and will greatly increase the museum's capacity to serve the public. From previously issued bonds, the City is providing \$29.8 million of the projected \$59.2 million estimate (for design and construction) with the \$29.4 million balance provided by the private sector and a \$500,000 grant from the state. Preliminary work will begin on the redesign of Ashley Street and the new park next to the new museum.

Riverwalk: The Riverwalk is an integral part of the City's goal to revitalize downtown and open the river to the people of Tampa. The Riverwalk will extend nearly two miles from the east end of Garrison Channel to Water Works Park in Tampa Heights. The Riverwalk will link such destinations as city parks, the convention center, Tampa Bay Performing Arts Center and the portions of the Riverwalk that already exist. For fiscal year 2005, \$1 million is being allocated to provide for the design development of the remaining segments.




Downtown Riverwalk.

Cypress Point Park: FY05 funding of \$400,000 provides for a restroom facility, continuing our investment in this park. Future funding provides for an on-road/off-road trail connector from the Lemon Street Extension to the park. The Florida Department of Transportation is building a roadway with trailway accessibility from Lemon Street to Dale Mabry Highway.

East Tampa: Funding for numerous projects is being allocated to the East Tampa area in FY05. These dollars will be utilized for sidewalks; street resurfacing; traffic calming; fencing and landscaping at parks and recreation facilities; ancillary and play equipment; and stormwater pipe rehabilitation on 21st Avenue. Enhancements to North 22nd Street are also planned from Lake Avenue to Dr. Martin Luther King, Jr. Boulevard and the second from 23rd Avenue to Lake Avenue. The concept plan includes adding landscaped intersection treatments, curbs, sidewalks, bicycle lanes, and a gateway portal. FY05 funding of \$434,500 is for design with construction of almost \$3 million planned for subsequent years.

New Tampa: The \$829,000 budget in FY05, along with \$671,000 previously appropriated, will be used towards design and construction of a 12,000 square foot gymnastic center in New Tampa. Additional funding may be necessary in FY06 for construction.



Gymnastics facility at Seminole Gym.

East - West Road and I-275 Interchange: This project provides for land acquisition for the East-West Road. The land will be used for retention ponds and stormwater treatment. The western end

CIP Program Highlights

of the road will have an interchange at I-275 approximately three miles north of the Bearss Avenue interchange. It will proceed east following a general alignment south of and parallel to the Environmental Lands Acquisition and Protection Program's Cypress Creek Preserve property boundary, until it intersects with Commerce Park Boulevard.

North Franklin Street Gateway: \$750,000 is provided to reopen North Franklin Street from Fortune Street to Scott Street and transform it to a new low-speed gateway corridor into the north end of downtown.

West Tampa Elementary School Drainage: The stormwater department will construct a pipe lateral on Habana Avenue from Beach Street to Walnut Street. Inlets along this system will more efficiently drain stormwater off the street and will improve traffic and pedestrian safety. This project is in the second stage of a multi-phase effort to improve drainage in this neighborhood. FY05 funding is \$575,000.



Stormwater project at West Tampa Elementary School.

Lake Edna: Located within the Wellswood neighborhood, this project includes removal of aquatic vegetation and sediment from the lake bottom. The City has been working with residential property owners on the lake to acquire easements that will allow the proposed improvements and future maintenance. Funding of \$420,000 is provided in this budget.

Utilities: The water and wastewater departments

will be dedicating significant funds to upgrade the aging infrastructure over several years. This year, the water department has budgeted \$2.5 million to replace or upgrade cement mains, water mains (some 58 - 113 years old), fire hydrants and undersized mains. The wastewater department will replace gravity lines, force mains, manholes, trunk sewers, and pump stations with a program of \$4.2 million. The stormwater department has a program of \$3.9 million for capital improvements to alleviate flooding and improve drainage.

Public Safety: In FY05 \$2.9 million is being provided for capital public safety projects. These projects include: land acquisition; cleanup and design funds for a District III police headquarters facility within East Tampa for \$1 million; replacement of the police headquarters cooling tower and chiller equipment for \$913,000 and fire station improvements that will address the remaining life safety issues at numerous stations for \$950,000.

Summary: In FY05, the total Recommended Capital Improvement Program will be \$91.8 million, a \$7.6 million increase over FY04. The following bond/state loan funded projects account for most of this increase:

Wastewater State Loan Funds: Four projects totaling \$5.2 million have been approved for funding with state revolving loan dollars. Included in this is \$2 million for the Computerized Maintenance Management System. This system provides a tool to help ensure the sewer infrastructure is properly maintained through better asset management.

Water Construction Bond Funds: Eight projects have been approved for a total of \$5.1 million. The majority of the funds are being utilized for increased security and conversion to less hazardous chemicals.

Utilities Tax Improvement Bond Fund-2000A: Available funds in this bond program have been reduced by \$3.3 million due to the construction of the Marjorie Park Marina project during FY04.

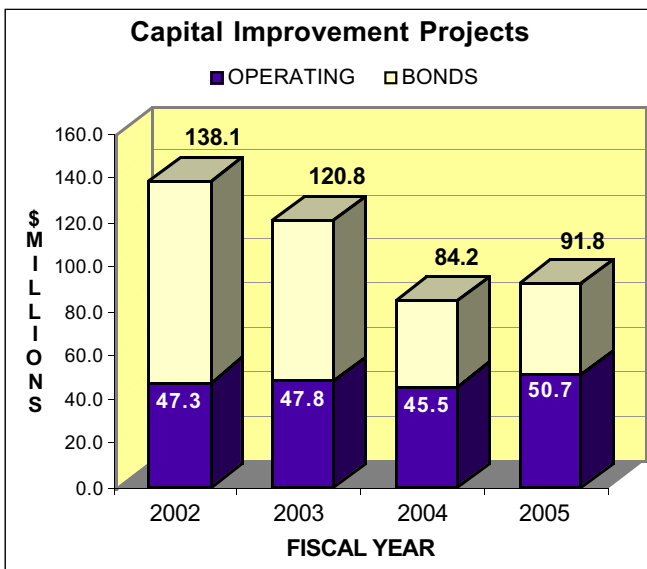
CIP Program Highlights

Funding Sources			
(Millions)			
	FY03	FY04	FY05
	<u>Budget</u>	<u>Budget</u>	<u>Budget</u>
Utility Tax	\$ 9.6	\$ 8.4	\$ 6.3
Community Development Block Grant	.5	1.0	2.0
Stormwater		3.8	3.9
Community Investment Tax - FY97-01	1.4	1.8	1.9
Community Investment Tax - FY02-06	4.0	4.0	5.2
Community Investment Tax Bond - 2001A	41.4	28.7	25.1
Cable Communications			.1
Local Option Gas Tax	6.3	6.8	8.4
Local Option Gas Tax FY99 Bond Construction	1.5	1.5	1.1
Transportation Impact Fee	5.1	5.9	6.6
Transportation Impact Fee International Plaza	3.4		
Enterprise Funds	17.4	13.7	16.3
Utilities Tax Improvement Bonds	11.9	6.5	3.3
Wastewater State Loan			5.2
Water Bond/State Loan	18.2	2.0	1.3
Water Construction Bond			5.1
Fleet Maintenance	.1	.1	
Total	<u><u>\$ 120.8</u></u>	<u><u>\$ 84.2</u></u>	<u><u>\$ 91.8</u></u>

The table above is a comparison of funding sources. Major projects are summarized in the following narratives. For specific project descriptions, see the individual project page.

Revenues/Expenses

This section provides a summary of revenues and expenses for FY05. Each of the funds listed in the Funding Sources chart shown above is discussed.



The revenue portion describes the revenue and trends as shown in the three year summary immediately following.

Utility Tax Fund

Revenue

This tax is levied by the City on the purchase of utility services within the city limits. In FY05, \$6.3 million of Utility Taxes will be used for capital improvement projects for the General Fund departments. The decrease in budget from FY04 is mainly due to completion of the HVAC and roofing projects at the police headquarters.

	FY03	FY04	FY05
	<u>Budget</u>	<u>Budget</u>	<u>Budget</u>
Utility Tax (Millions)	\$9.6	\$8.4	\$6.3
Change from prior year	3.2%	-12.5%	-25.0%

CIP Program Highlights

The following describes some of the larger projects funded in FY05 followed by a list of those projects most visible to the public.

Expenses

Renovations, replacements and improvements to city facilities are budgeted in FY05 at \$2.3 million for the fire rescue, police and public works departments. Public works will be replacing roofs, upgrading HVAC Systems, and renovating offices and fire stations. Also in FY05, \$131,740 is allocated to business and housing development for real estate expenses related to capital projects.

Again in FY05, an additional \$450,000 for a total of \$550,000 has been added to the FY05 budget for the transportation division of public works for installing stop signs, traffic signs and street markings throughout neighborhoods.

Utility tax funding for parks and recreation and other services will amount to over \$2 million. Projects are scheduled to maintain facilities at standardized levels. By leveraging funds with other sources, the city is able to expand the program and undertake additional projects.

Cypress Point Park Improvements	\$ 400,000
Berns Park and Desoto Avenue Renovations	220,000
Tree Program	140,000
Wood Floor/Painting Improvements	140,000
Parks and Recreation Facilities Design (Match)	125,000
Ancillary, Playground Equipment and Fall Surfaces Replacement	100,000
Tennis/Multi-Purpose Court Improvements	100,000
Public Art	100,000
Youth League Enhancements	100,000
Harbour Island Median Improvements	100,000
1420 Tampa Street Improvements	99,000
Landscape and Xeriscape Replacement	50,000

Fencing/Backstops/Gates/Vehicle Control Replacement	50,000
Irrigation and Lighting - Radio Controlled	50,000
Beautification with Clubs/ Associations/Developers (Match)	50,000
Landscaping Improvements (Match)	50,000
Parks and Recreation Sign Replacement	50,000
Highway and Major Thoroughfares Beautification (Match)	25,000
Furniture Replacement	25,000
Machinery and Equipment Replacement	25,000
Bleacher Slab Additions	15,000
Total	<u><u>\$2,014,000</u></u>

Community Development Block Grant Fund

Revenues

In FY05, Tampa will receive Community Development Block Grant funds from the federal government for various activities including capital projects. Community Development Block Grant expenditures are subject to federal guidelines and are generally applicable to specific neighborhoods occupied by citizens of low and moderate income.

	FY03 Budget	FY04 Budget	FY05 Budget
Community Development (Millions)	\$0.5	\$1.0	\$2.0
Change from prior year	-37.5%	100%	100%

Expenses

Community Development Block Grant funds appropriated in FY05 are for various neighborhood improvement projects such as sidewalks, street resurfacing, traffic calming devices, parks and playgrounds, stormwater and public safety improvements.

CIP Program Highlights

The FY05 funds will be used for:

District III Police Headquarters	\$ 500,000
Sidewalks, Street Resurfacing and Traffic Calming	462,500
West Tampa Little League Lighting Replacement	257,619
East Ybor Historical Park Improvements	207,725
Freedom Playground Improvements	150,000
East Tampa Flood and Drainage Improvements	112,500
Ancillary, Playground Equipment and Fall Surfaces	100,000
Woodland Terrace Center Expansion Design	100,000
Fencing	75,000
East Tampa Tree Planting	25,000
Total	\$1,990,344



East Ybor Historical Park.

Stormwater Fund

Revenues

In FY04, the stormwater department was created when the division of stormwater management was transferred from the wastewater department. Capital improvement projects for this department are funded by a transfer from the utility tax fund.

	<u>FY03</u> Budget	<u>FY04</u> Budget	<u>FY05</u> Budget
Stormwater (Millions)		\$3.8	\$3.9
Change from prior year			2.6%

Expenses

Projects funded in FY05 are:

Stormwater Improvements	\$1,340,000
West Tampa Elementary School Drainage Improvements	575,000
Lake Edna Improvements	420,000
Flooding Relief Projects	400,000
Neptune Street: Grady Avenue to Manhattan Avenue Box Culvert Replacement	400,000
21st Avenue: 42nd Street to 46th Street Pipe Rehabilitation	315,000
Sediment Filtration Devices	160,000
Easement Acquisition	150,000
South Court Drive Drainage System	130,000
Total	\$3,890,000

Community Investment Tax Fund

Revenues

The Community Investment Tax, approved by the voters on September 3, 1996, provides for a one-half cent increase to the sales tax. In FY05, Community Investment Tax funds of \$15.7 million have been funded, of which \$7.1 million will be allocated to capital improvement projects and \$4.6 million will go toward the purchase of vehicles and equipment with the remaining \$4 million for debt service.

	<u>FY03</u> Budget	<u>FY04</u> Budget	<u>FY05</u> Budget
Community Investment Tax (Millions)	\$5.4	\$5.8	\$7.1
Change from prior year	35.0%	7.4%	22.4%

Expenses

Community Investment Tax funds will be used for:

CIP Program Highlights

Parks and Recreation	
Neighborhood Improvements	\$1,000,000
Parks and Recreation Centers	
Improvements	1,000,000
Police Headquarters Chiller and	
Cooling Tower Improvements	913,000
Fire Station Improvements	850,000
New Tampa Facilities Construction	829,000
Street Resurfacing	500,000
Neighborhood Traffic Calming and	
Sidewalk Construction	500,000
Minor Intersection Improvements	400,000
Bicycle and Pedestrian Facilities	300,000
Ancillary, Playground Equipment and	
Fall Surfaces	200,000
Intelligent Transportation Systems	200,000
Parking Lots and Hard Surface	
Improvements	200,000
Virginia Rivers Center Development	175,000
Brick Street Maintenance	100,000
	<hr/>
Total	<u>\$7,167,000</u>



Fire station improvements.

Community Investment Tax Bond-2001A Fund

Revenues

In October 2001, bonds were issued for \$55.6 million for various capital projects including the Tampa Museum of Art, Lowry Park Zoo, parks and recreation projects, and neighborhood transportation projects. Of the \$25.1 million

allocated for FY05, \$18.7 million is appropriated for the new Tampa Museum of Art and the balance of \$6.4 million is primarily for neighborhood improvements.

	<u>FY03</u>	<u>FY04</u>	<u>FY05</u>
	<u>Budget</u>	<u>Budget</u>	<u>Budget</u>
Community Investment Tax			
Bonds (Millions)			\$25.1
Expenses			
Funds for these programs in FY05 are for:			
Tampa Museum/Cultural Arts District			\$18,700,000
Roadway Construction and			
Intersection Improvements		4,000,000	
Hunt Center Relocation		1,400,000	
Communication System			
Replacement		1,000,000	
		<hr/>	
Total			<u>\$25,100,000</u>

Local Option Gas Tax Fund

Revenues

The Local Option Gas Tax is a 30 year tax, initiated in 1983, to fund transportation improvements. In FY05, \$8.4 million has been budgeted for transportation improvement projects from revenues and interest earnings in the Local Option Gas Tax Fund, along with a \$3.6 million transfer to debt service.

	<u>FY03</u>	<u>FY04</u>	<u>FY05</u>
	<u>Budget</u>	<u>Budget</u>	<u>Budget</u>
Local Option Gas Tax			
(Millions)	\$6.3	\$6.8	\$8.4
Change from prior year	-1.6%	7.9%	23.5%

Expenses

FY05 Projects:

Street Maintenance	\$2,361,440
--------------------	-------------

CIP Program Highlights

Downtown Riverwalk	1,000,000
North Franklin Street Gateway	750,000
HARTline Sidewalks Streetcar Reimbursement Phase I	450,000
Median Maintenance	450,000
Bridge Upgrading	411,654
Nebraska Avenue Enhancements	300,000
Sidewalk Reconstruction	300,000
North 22nd Street: 23rd Avenue to Lake Avenue Enhancements	297,500
Lake Avenue Enhancements	283,000
Traffic Management Center Relocation	271,750
HARTline Sidewalks Streetcar Reimbursement Phase II	250,000
Traffic Signal Upgrading	230,000
Bayshore Boulevard Enhancements	200,000
Neighborhood Traffic Calming Improvements	200,000
New Signal Installation	140,000
North 22nd Street: Lake Avenue to Dr. Martin Luther King Jr. Boulevard Enhancements	137,000
Transportation Studies	100,000
25 MPH Signs	100,000
Royal Street Connection	76,000
Kennedy Boulevard Corridor Enhancements	75,000
Total	<u><u>\$8,383,344</u></u>



Resurfacing project.

Local Option Gas Tax FY99 Bond Construction Fund

Revenues

These bonds, issued in 1999 for \$28.5 million, provide funding for a variety of transportation related projects.

	FY03 Budget	FY04 Budget	FY05 Budget
Local Option Gas Tax Bond (Millions)			\$1.1

Expenses

In FY05, \$1.1 million is planned from Local Option Gas Tax Bonds issued in FY99.

New Tampa Road Improvements		\$1,000,000	
40th Street: Hillsborough Avenue to Fowler Avenue Roadway Improvements			100,000
Total		<u><u>\$1,100,000</u></u>	

Transportation Impact Fee Fund

Revenues

In an effort to address growth-related infrastructure requirements, the city implemented a Transportation Impact Fee. In FY05, the impact fee account will supply \$6.6 million for eligible transportation capital improvement projects.

	FY03 Budget	FY04 Budget	FY05 Budget
Transportation Impact Fees (Millions)	\$5.1	\$5.9	\$6.6
Change from prior year	-3.8%	15.7%	11.9%

Expenses

Projects funded in FY05 are:

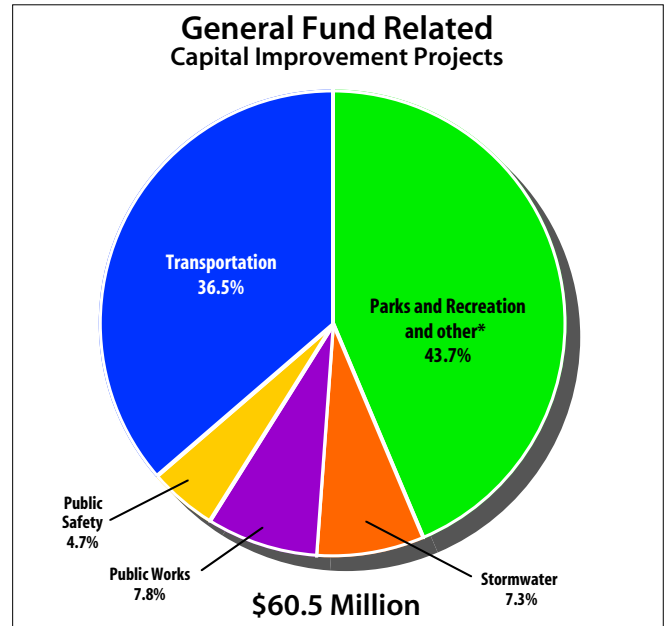
East-West Road and I-275 Interchange			\$1,600,000
---	--	--	-------------

CIP Program Highlights

40th Street: Busch Boulevard to Fowler Avenue Roadway Improvements	1,033,150
I-75 at West Meadows Bridge Construction	915,468
40th Street: Hillsborough Avenue to Busch Boulevard Roadway Improvements	719,455
Manhattan Avenue: Gandy Boulevard to Euclid Avenue Roadway Improvements	698,807
Lemon Street: Occident Street to Westshore Boulevard Extension	618,000
Westshore District Various Intersection Improvements	582,050
Intelligent Transportation Systems	100,000
Transportation Impact Fee Study	95,000
Interbay District Transfer to HARTline	63,443
Westshore District Transfer to HARTline	55,255
University North District Transfer to HARTline	53,836
Cross Creek Boulevard: Clay Gully to Arbor Green Lane Widening	50,000
North Central District Transfer to HARTline	12,969
Total	\$6,597,433

General Fund Departments Capital Projects

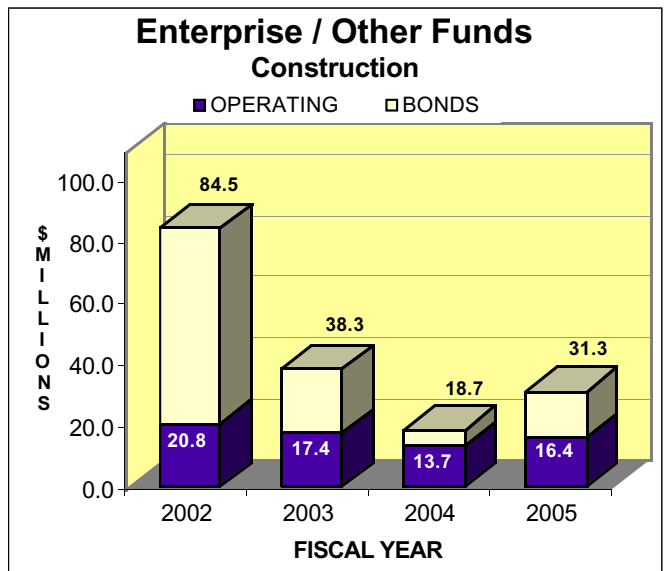
In summary, general fund department related capital improvement projects expenditures total \$60.5 million. The sources of these funds are: utility tax; community investment tax; local option gas tax; impact fees; community development block grant; and community investment and gas tax bonds.



*Includes convention center, museum and public art.

Enterprise/Other Funds

Capital improvement projects in these funds serve to improve and expand user fee and franchise fee supported services, including wastewater, water, solid waste and parking systems, and cable communications. Growth and redevelopment in Tampa, and federal and state legislative mandates, provide a constant demand for these improvements.



CIP Program Highlights

Routine repair and replacement capital projects are funded from Enterprise/Other Funds operating revenues and franchise fees. Effective control of various operating costs will continue to provide a relatively consistent level of funding for these systems' routine capital needs.

Cable Communications Fund

Revenues

The cable communications department will fund \$131,095 for improvements to the cable communications facility in FY05. No projects were funded in FY03 and FY04.

	<u>FY03 Budget</u>	<u>FY04 Budget</u>	<u>FY05 Budget</u>
Cable Communications (Millions)			\$0.1
Expenses			
Projects funded in FY05 from Cable Communications funds are:			
Roof Replacement		\$125,005	
Administrative Offices Carpet Replacement			6,090
Total			<u>\$131,095</u>

Parking Fund

Revenues

The parking department will fund \$293,000 for improvements in parking garages and the crosstown parking lots. These capital improvement projects are supported with revenues from the operating funds.

	<u>FY03 Budget</u>	<u>FY04 Budget</u>	<u>FY05 Budget</u>
Parking (Millions)	\$0.3	\$0.3	\$0.3

Expenses

Projects funded in FY05 from parking funds are:

Whiting Street Garage Improvements	\$254,000
Crosstown Parking Lots Landscaping Improvements	39,000
Total	<u>\$293,000</u>

Wastewater Fund

Revenues

The wastewater department has funded \$6.7 million from operating funds for plant improvements, pump station and pipe and line rehabilitations and replacements. These capital improvement projects are supported with revenues from the operating funds.

	<u>FY03 Budget</u>	<u>FY04 Budget</u>	<u>FY05 Budget</u>
Wastewater (Millions)	\$7.5	\$6.8	\$6.7
Change from prior year	-1.3%	-9.3%	-1.5%

Expenses

Projects funded from operating revenues in FY05 are:

Livingston Avenue Force Main Replacement	\$ 700,000
Gravity and Force Main Extensions	600,000
Screen and Grit Building Rehabilitation	450,000
Gravity Line Replacement	418,000
21st Avenue Trunk Sewer Rehabilitation	400,000
Elrod Pump Station Upgrade and Force Main Relocation	350,000
Contracted Line Replacement	300,000
Cured-In-Place Pipe Rehabilitation	300,000
Howard F. Curren Plant Improvements	250,000
Heat Drying Belt Conveyor Replacement	250,000

CIP Program Highlights

Columbia Pump Station Rehabilitation	225,000
Palmira Trunk Sewer Rehabilitation	200,000
Woodlands Pump Station Force Main Replacement	200,000
Adalee Pump Station Rehabilitation	200,000
Standby Power Facility Replacement	200,000
Adamo Trunk Manhole Rehabilitation	175,000
Filter Building Air System Replacement	175,000
Chlorinators Upgrade and Replacements	175,000
Palmetto Pump Station Rehabilitation	175,000
Krause Street Force Main Protective Coating	150,000
Howard F. Curren Plant Digester Rehabilitation	150,000
Howard F. Curren Plant Compressor Replacements	150,000
River Grove Sewer Rehabilitation	125,000
Krause Street Pump Station Rehabilitation	125,000
Large Pump Stations Electrical Upgrades	100,000
Willow Avenue Pump Station and Force Main Improvements	100,000
Public Art	9,000
Total	\$6,652,000

Wastewater State Loan Fund

Revenues

In FY05, \$5.2 million is planned for wastewater state loan funds. As projects are awarded the available amount is decreased.

	<u>FY03</u>	<u>FY04</u>	<u>FY05</u>
	<u>Budget</u>	<u>Budget</u>	<u>Budget</u>
Wastewater State Loan Funds (Millions)			\$5.2

Expenses

Projects planned for FY05 are:

Louisiana Pump Station Replacement	\$2,000,000
Computerized Maintenance Management System	2,000,000
Greco Gunta Developer Reimbursement	750,000
Links 1 - Cypress Segment	500,000
Total	\$5,250,000

Water Fund

Revenues

The water department has funded \$9.1 million from operating funds for various plant, production, and delivery system improvements. These capital improvement projects are supported with revenues from the operating funds. In FY04, an additional \$3 million in projects were approved utilizing dollars remaining from completed bond projects.

	<u>FY03</u>	<u>FY04</u>	<u>FY05</u>
	<u>Budget</u>	<u>Budget</u>	<u>Budget</u>
Water (Millions)	\$9.6	\$6.6	\$9.1
Change from prior year	-25.0%	-31.3%	37.9%

Expenses

Projects funded from operating revenues in FY05 are:

Water Main Rehabilitation Replacement	\$2,000,000
Fire Protection/Undersized Main Replacement	2,000,000
Delivery System Improvements	1,000,000
Customer Required Main Extensions	600,000
Distribution Cement Main Replacement	500,000
Ground Storage Tanks Recoating	500,000
Distribution Upgrade and Relocation w/FDOT	500,000
Distribution Upgrade and Relocation w/CRD	500,000

CIP Program Highlights

New Fire Services	500,000
Distribution Upgrade and Relocation w/DPW	400,000
New Metered Services	175,000
Distribution Meter Renewal and Replacement	125,000
Belt Filter Press Rehabilitation	100,000
David L. Tippin Water Treatment Facility Recoat Basins 5-8	100,000
Miscellaneous Water Production Projects	75,000
Water Main Easements	10,000
Public Art	10,000
Total	\$9,095,000

Water Construction Bond Fund

Revenues

Remaining funds from the completed 1999 bond issue are primarily being used in FY05 for security purposes.

	FY03 Budget	FY04 Budget	FY05 Budget
Water (Millions)			\$5.1

Expenses

Projects funded from bond proceeds in FY05:

Security Improvements	\$1,600,000
Water Main Rehabilitation	1,172,000
Aquifer Storage and Recovery Phase II Test Wells	710,000
Conversion to Aqueous Ammonia	600,000
Conversion to Sodium Hypochlorite	550,000
Water Quality 2000 Landscaping	200,000
LIMS System for Lab	125,000
UPS System for Lab	100,000
Total	\$5,057,000

Water Bond/State Loan Fund

Revenues

In FY05, \$1.3 million is planned for the water bond/state loan fund. These dollars are for a study to design phase II of reclaimed water for lawn irrigation focusing on an area north and south of phase I.

	FY03 Budget	FY04 Budget	FY05 Budget
Water Bond State Loan Fund (Millions)			\$1.3

Expenses

Projects funded in FY05:

South Tampa Area Reclaimed Water Project	\$ 1,300,000
---	--------------



South Tampa Area Reclaimed Water-Phase I.

Utilities Tax Improvement Bond Funds

Revenues

Bonds issued in FY98 and FY99 are funding \$3.3 million for projects in FY05.

	FY03 Budget	FY04 Budget	FY05 Budget
Utility Tax Improvement Bonds (Millions)			\$3.3

CIP Program Highlights

Expenses

Projects funded in FY05:

Downtown Site Acquisition/ Cultural Arts Development	\$2,800,000
Curtis Hixon Tier III Improvements	302,500
South Howard Surface Lot Construction	175,000
Total	\$3,277,500

Solid Waste Fund

Revenues

Capital projects funded by the solid waste department in FY05 totals \$221,300. These capital improvement projects are supported with revenues from the operating funds.

	FY03 Budget	FY04 Budget	FY05 Budget
Solid Waste (Millions)			\$0.2

Expenses

Projects funded in FY05:

Transfer Station Traffic Improvements	\$ 179,400
Scalehouse Automated Scale System	41,900
Total	\$ 221,300

City-wide Construction Summary

The FY05 annual capital improvement program for the City of Tampa will total \$91.8 million. This includes \$32.3 million in capital projects funded by Community Investment Tax funds. Bond/State loan funds comprise \$41.1 million or 44.8% of the funds allocated for FY05.

Total FY05 Capital Improvement Program Summary

Community Investment Tax Bond - 2001A	\$ 25,100,000
Water	9,095,000
Local Option Gas Tax	8,383,344
Wastewater	6,652,000
Transportation Impact Fee	6,597,433
Utility Tax	6,276,857
Wastewater State Loan	5,250,000
Community Investment Tax - FY02-06	5,229,000
Water Construction Bond	5,057,000
Stormwater	3,890,000
Utilities Tax Improvement Bond - 1998	3,102,500
Community Development Block Grant	1,990,344
Community Investment Tax - FY97-01	1,938,000
Water Bond/State Loan	1,300,000
Local Option Gas Tax FY99 Bond Construction	1,100,000
Parking	293,000
Solid Waste	221,300
Utilities Tax Improvement Bond - 1999	175,000
Cable Communications	131,095
Total	\$ 91,781,873

Operational Impacts of Capital Improvement Projects

A number of parks and recreation facilities that opened during FY04 were budgeted for partial year due to their opening dates. For FY05, these facilities have been funded for a full year. In FY05

CIP Program Highlights

a number of facilities will open that require personnel and associated expenses, operating expenses and one-time capital expenses. As with the FY04 budget, in most instances, FY05 is for a partial year with full-year funding required in FY06 and outyears.

Parks and Recreation

During FY04, four facilities opened with partial funding provided in the FY04 budget. For FY05, full-year funding is provided for 29 positions and operating costs totaling \$839,000.

During FY05, four facilities are scheduled to open. They are as follows:

Cuscaden Center, Pool and Playground: Includes 18 full-time and part-time positions. Annualized personnel and operating costs are \$658,000.

Partial funding of \$117,000 is provided in FY05 that includes a one-time capital expenditure of \$8,000.

Highland Pines Playground and Center: Includes 6 full-time and part-time positions. FY05 funding is provided at \$35,000 including a one-time capital cost of \$5,000, with full-year costs projected to be \$213,000.

Hunt Community Center: Includes 11 full-time and part-time positions. FY05 funding is provided at \$68,000 including a one-time capital cost of \$10,000, with full-year costs projected to be \$465,000.

College Hill Community Center: Projected to open in early FY05. This includes 8 full-time and part-time positions with a full year's funding projected at \$229,000.
