

Providing Quality Services

Capital Improvement Project Summaries

The following summaries are offered to assist city council and our citizens in understanding important aspects of this proposed FY 2008-2013 Capital Improvement Plan.

This section also includes maps identifying the location of specific projects. These maps include: stormwater, wastewater and water; community investment tax; parks and recreation; and transportation projects.

The following summaries include projects from all funding sources. The first summary includes funded and previously appropriated bond and state loan funded projects expected to be spent during FY 2008. The second summary includes the above one year program and a plan for the next five years.

Recommended Capital Improvement Budget

*Fiscal Year 2008
For October 1, 2007 through
September 30, 2013*



CAPITAL IMPROVEMENT PROJECTS FY08 FUNDED PROJECTS

<u>Fund</u>	<u>Amount</u>
Utility Tax Fund	\$ 7,701,685
Community Development Block Grant	450,252
Community Investment Tax Fund-FY02-06	1,250,000
Community Investment Tax Fund-FY07-11	5,262,131
Community Investment Tax Bond Fund - 2001A	22,353,000
Community Investment Tax Bond Fund - 2006	13,390,000
Local Option Gas Tax Fund	10,868,787
Local Option Gas Tax FY99 Bond Construction Fund	1,750,000
Transportation Impact Fee Fund	7,780,227
Parking Fund	293,000
Utilities Tax Improvement Bond Fund - 1998	2,800,000
Wastewater Fund	4,927,000
Wastewater Revenue Bond Fund - 2006	23,900,000
Water Fund	6,610,000
Water Bond / State Loan Fund	1,300,000
Solid Waste Fund	727,427
Stormwater Fund	6,590,000
Fleet Maintenance Fund	727,427
TOTAL ALL FUNDS	\$ <u><u>118,680,936</u></u>

CAPITAL IMPROVEMENT PROJECTS FUND FY08 FUNDED PROJECTS

Fund/Department/Index Code	<u>AMOUNT</u>	
<u>UTILITY TAX FUND</u>		
Growth Management and Development Services		
BC50321AA	Demolitions of City Structures	\$ 21,740
BC50321AB	Purchase of Lien Property	20,000
BC50321AE	Title, Appraisals and Assessment Fees	<u>90,000</u>
	DEPARTMENTAL TOTAL	131,740
Neighborhood Services		
CA50321BA	Public Art	\$ <u>100,000</u>
	DEPARTMENTAL TOTAL	100,000
Convention Center		
CC50321AC	Machinery and Equipment Replacement	\$ 25,000
CC50321AI	Furniture Replacement	25,000
CC50321AN	Elevators Upgrades	150,000
CC50321AP	Exhibit Airwall	550,000
CC50321AR	Security System / Lighting Upgrades	50,000
CC50321AS	Telecommunication / Data Upgrades	200,000
CC50321AT	Meeting Rooms / Ballrooms Door Replacement	75,000
CC50321AU	Interior Directional Signage Upgrades	<u>75,000</u>
	DEPARTMENTAL TOTAL	1,150,000
Code Enforcement		
CE50321AA	Multipurpose Training Room	\$ <u>33,531</u>
	DEPARTMENTAL TOTAL	33,531
Fire Rescue		
FD50321AD	Fire Station Improvements	\$ <u>100,000</u>
	DEPARTMENTAL TOTAL	100,000
Non-Departmental		
ND50321BR	Interior Renovations	\$ 300,000
ND50321DU	ATM Network Equipment Replacement	498,979
ND50321DX	Financial System Upgrade	<u>350,000</u>
	DEPARTMENTAL TOTAL	1,148,979
Police		
PD50321AS	Impound Lot Upgrade	\$ 12,667
PD50321AT	Shelving for Evidence Control Facilities	34,914
PD50321AU	Police Communications System	<u>1,000,000</u>
	DEPARTMENTAL TOTAL	1,047,581

Fund/Department/Index Code	<u>AMOUNT</u>
Parks and Recreation	
PR50321AO Irrigation and Lighting - Radio Controlled	\$ 100,000
PR50321AS Parks and Recreation Sign Replacement	50,000
PR50321GY Wood Floor and Painting Improvements	120,000
PR50321GZ Landscape and Xeriscape Replacement	50,000
PR50321HT Pool Facility Improvements	125,000
PR50321HU Facility Renovations / Improvements	150,000
PR50321HV Courts, Sidewalks and Trail Improvements	175,000
PR50321LJ Recreation and Program Tracking Software	<u>100,000</u>
DEPARTMENTAL TOTAL	870,000

Public Works	
PW50321AA Stationary Fuel Tanks	\$ 563,760
PW50321AB Roof Replacement	200,000
PW50321AC Termite Eradication	54,350
PW50321AR Climate Control	152,180
PW50321AT Americans with Disabilities Act Modifications	54,350
PW50321CN Tampa Theatre Electrical Room Upgrade	650,000
PW50321CU Transportation Signage Program	250,000
PW50321DF Information Technology Relocation	484,800
PW50321DH Historic City Hall Elevator Replacement	580,920
PW50321DJ Wayne Papy Center Emergency Generator Transfer Panel	<u>129,494</u>
DEPARTMENTAL TOTAL	<u>3,119,854</u>
UTILITY TAX FUND TOTAL	\$ <u><u>7,701,685</u></u>

COMMUNITY DEVELOPMENT BLOCK GRANT

Parks and Recreation	
GPR1YBAB Fencing / Backstops / Gates / Vehicle Control Replacement	\$ <u>150,000</u>
DEPARTMENTAL TOTAL	150,000

Public Works	
GPW1YBAA City-Wide Sidewalk Resurfacing and Traffic Calming	\$ <u>300,252</u>
DEPARTMENTAL TOTAL	<u>300,252</u>
COMMUNITY DEVELOPMENT BLOCK GRANT TOTAL	\$ <u><u>450,252</u></u>

COMMUNITY INVESTMENT TAX FUND-FY02-06 ***

Parks and Recreation	
PR50352DS Ben T. Davis Restroom / Storage Building	\$ <u>250,000</u>
DEPARTMENTAL TOTAL	250,000

Public Works	
PW05352AD *Major Intersection Improvements	\$ 737,200
PW05352CG *Brick Street Maintenance	112,800
PW05352HK Countdown Pedestrian Heads	<u>150,000</u>
DEPARTMENTAL TOTAL	<u>1,000,000</u>
COMMUNITY INVESTMENT TAX FUND-FY02-06 TOTAL	\$ <u><u>1,250,000</u></u>

* See Appendix – Comprehensive Plan Projects

*** See Appendix – Community Investment Tax

Fund/Department/Index Code		<u>AMOUNT</u>
<u>COMMUNITY INVESTMENT TAX FUND-FY07-11 ***</u>		
Fire Rescue		
FD50354AU	New / Replacement Fire Stations	\$ 500,000
FD50354AV	Fire Station Roof Replacements	125,000
FD50354AX	Fire Station Painting	75,000
FD50354AY	Fire Station Flooring	<u>30,000</u>
	DEPARTMENTAL TOTAL	730,000
Non-Departmental		
ND50354CN	Project Overrun Reserve	\$ <u>1,282,131</u>
	DEPARTMENTAL TOTAL	1,282,131
Parks and Recreation		
PR50354DH	Parks and Recreation Neighborhood Projects	\$ <u>1,000,000</u>
	DEPARTMENTAL TOTAL	1,000,000
Public Works		
PW05354AA	Street Resurfacing	\$ 1,144,000
PW05354CF	Neighborhood Traffic Calming Improvements	<u>1,106,000</u>
	DEPARTMENTAL TOTAL	<u>2,250,000</u>
	COMMUNITY INVESTMENT TAX FUND-FY07-11 TOTAL	\$ <u><u>5,262,131</u></u>
<u>COMMUNITY INVESTMENT TAX BOND FUND - 2001A **</u>		
Public Works		
	*Roadway Construction and Intersection Improvements	\$ <u>1,400,000</u>
	DEPARTMENTAL TOTAL	1,400,000
Revenue and Finance		
	Communication System Replacement	\$ <u>1,000,000</u>
	DEPARTMENTAL TOTAL	1,000,000
Tampa Museum		
	Tampa Museum / Cultural Arts District	\$ <u>19,953,000</u>
	DEPARTMENTAL TOTAL	<u>19,953,000</u>
	COMMUNITY INVESTMENT TAX BOND FUND - 2001A TOTAL	\$ <u><u>22,353,000</u></u>

* See Appendix – Comprehensive Plan Projects

** This section provides an estimate of expenditures for projects connected with current bond and/or state loan funds

*** See Appendix – Community Investment Tax

Fund/Department/Index Code

AMOUNT

COMMUNITY INVESTMENT TAX BOND FUND - 2006 **

Parks and Recreation

Springhill Park Community Center	\$	3,000,000	
New / North Tampa Fields and Parks		2,700,000	
Cotanchobee / Heroes Park Construction		2,500,000	
Ballast Point Pier and Boat Ramp Renovation		1,900,000	
Seminole Garden Center Renovations		1,400,000	
Cyrus Greene Pool Renovation		700,000	
Bayshore Balustrade Improvements		600,000	
MacFarlane Park - Freedom Playground		250,000	
New Tampa Community Center		250,000	
Wellswood Lighting Improvements		90,000	
		<u>13,390,000</u>	
		DEPARTMENTAL TOTAL	13,390,000
		COMMUNITY INVESTMENT TAX BOND FUND - 2006 TOTAL	\$ <u>13,390,000</u>

LOCAL OPTION GAS TAX FUND

Public Works

PW0536GAA	Street Maintenance	\$	2,361,440	
PW0536GAC	*Minor Intersection Improvements		600,000	
PW0536GAD	*Major Intersection Improvements		180,060	
PW0536GAF	Sidewalk Reconstruction		480,000	
PW0536GAG	Median Maintenance		450,000	
PW0536GAH	Transportation Studies		100,000	
PW0536GAI	*New Signal Installation		181,654	
PW0536GAJ	*Seawall Improvements		150,000	
PW0536GAK	*Bridge Upgrading		300,000	
PW0536GAL	Traffic Signal Upgrading		555,000	
PW0536GCF	Neighborhood Traffic Calming and Sidewalk Construction		250,000	
PW0536GCR	Downtown Riverwalk		700,000	
PW0536GDB	*MacDill and Kennedy Intersection Improvement		600,000	
PW0536GEB	Intelligent Transportation Systems		282,000	
PW0536GGE	HARTline Sidewalks Reimbursement for Streetcar Phases V through VI		250,000	
PW0536GHB	Illuminated Street Name Sign Replacement		462,800	
PW0536GHC	Street Resurfacing		214,600	
PW0536GHL	*Cross Creek II		936,240	
PW0536GHP	40th Street DPW Complex Emergency Generator Electrical Transfer Panels		258,990	
PW0536GHR	Traffic Signal Upgrade to LED's		160,300	
PW0536GHS	*Video Detection Installation		131,373	
PW0536GHT	*Pedestrian Crossings		131,075	
PW0536GHU	Bruce B. Downs Traffic Signal Communications Relocation		118,655	
PW0536GHV	Footbridges - Pedestrian Crossings		300,000	
PW0536GHW	Crosstown Expressway Variable Message Board (Special Events)		500,000	
PW0536GHX	Transportation Studies (Truck Route)		214,600	
			<u>10,868,787</u>	
			DEPARTMENTAL TOTAL	10,868,787
			LOCAL OPTION GAS TAX FUND TOTAL	\$ <u>10,868,787</u>

LOCAL OPTION GAS TAX FY99 BOND CONSTRUCTION FUND **

Public Works

*New Tampa Road Improvements	\$	<u>1,750,000</u>	
		DEPARTMENTAL TOTAL	1,750,000
		LOCAL OPTION GAS TAX FY99 BOND CONSTRUCTION FUND TOTAL	\$ <u>1,750,000</u>

* See Appendix – Comprehensive Plan Projects

** This section provides an estimate of expenditures for projects connected with current bond and/or state loan funds

Fund/Department/Index Code

AMOUNTTRANSPORTATION IMPACT FEE FUND**Public Works**

PW0437GAK	*Kennedy Boulevard and Dale Mabry Highway Intersection Improvement	\$	1,240,800	
PW0437GBH	*I-75 At West Meadows Bridge Construction		2,790,196	
PW0437GBJ	Interbay District Transfer to HARTline		59,739	
PW0437GBK	Westshore District Transfer to HARTline		57,272	
PW0437GBL	Central Business District Transfer to HARTline		28,135	
PW0437GBM	Central East District Transfer to HARTline		84,058	
PW0437GBN	North Central District Transfer to HARTline		3,445	
PW0437GBO	University North District Transfer to HARTline		79,569	
PW0437GBT	*40th Street: Busch Boulevard to Fowler Avenue Roadway Improvements		536,828	
PW0437GCJ	*40th Street: Hillsborough Avenue to Busch Boulevard Roadway Improvements		796,037	
PW0437GDJ	*Central Business District Intersection Improvements		253,211	
PW0437GEB	Intelligent Transportation Systems		100,000	
PW0437GED	*MacDill and Kennedy Intersection Improvements		432,569	
PW0437GEE	*Dale Mabry Highway and Columbus Drive Turn Lane		659,184	
PW0437GEF	*Boyscout Boulevard at Westshore Boulevard Intersection Improvement		659,184	
	DEPARTMENTAL TOTAL			7,780,227
	TRANSPORTATION IMPACT FEE FUND TOTAL			\$ 7,780,227

PARKING FUND**Parking**

PK0541BAA	William F. Poe Garage Improvements	\$	81,520	
PK0541BAC	Twiggs Street Garage Improvements		172,480	
PK0641BAY	Crosstown Parking Lot Landscaping Improvements		39,000	
	DEPARTMENTAL TOTAL			293,000
	PARKING FUND TOTAL			\$ 293,000

UTILITIES TAX IMPROVEMENT BOND FUND - 1998 ****Parking**

	Downtown Site Acquisition / Cultural Arts Development	\$	2,800,000	
	DEPARTMENTAL TOTAL			2,800,000
	UTILITIES TAX IMPROVEMENT BOND FUND - 1998 TOTAL			\$ 2,800,000

WASTEWATER FUND**Wastewater**

SS0142BCB	Public Art	\$	9,000	
SS0342BBK	Annual Gravity Sewer Contract		500,000	
SS0342BBL	Gravity Line Replacement		418,000	
SS0342BBY	Fletcher West Force Main Replacement		550,000	
SS0342BHD	Bruce B. Downs Widening Segment B & C JPA		1,735,000	
SS0342BHM	Annual Force Main Replacement Contract		500,000	
SS0442BGL	Howard F. Curren AWTP Roofing		300,000	
SS0442BGW	Plantwide Protective Coatings		265,000	
SS0442BKU	Howard F. Curren Main Pumping Station Wet Well Replacement		550,000	
SS0442BKV	Howard F. Curren Digester # 6 Rehabilitation		100,000	
	DEPARTMENTAL TOTAL			4,927,000
	WASTEWATER FUND TOTAL			\$ 4,927,000

* See Appendix – Comprehensive Plan Projects

** This section provides an estimate of expenditures for projects connected with current bond and/or state loan funds

Fund/Department/Index Code

AMOUNTWASTEWATER REVENUE BOND FUND - 2006 **

Wastewater

12th Street Repair	\$	12,800,000	
Collection / Transmission Improvements		3,400,000	
Joint Project Agreements		2,900,000	
Pumping Station Rehabilitations		1,680,000	
Annual Force Main Replacement		1,550,000	
Cured-In-Place Pipe Annual Contract		1,000,000	
Howard F. Curren Treatment Plant Improvements		570,000	
		<u>23,900,000</u>	
		DEPARTMENTAL TOTAL	<u>23,900,000</u>
		WASTEWATER REVENUE BOND FUND - 2006 TOTAL	\$ <u><u>23,900,000</u></u>

WATER FUND

Water

WT0143BAB	Public Art	\$	10,000	
WT0343BBA	Belt Filter Press Rehabilitation		150,000	
WT0343BMS	MFL - Sulphur Springs - Weir		190,000	
WT0443BAK	42 " / 36" DIP Transmission Main		2,510,000	
WT0443BAR	Treatment Improvements		95,000	
WT0443BAS	Poly-B Service Line Replacement		2,180,000	
WT0443BVP	Valve Program		200,000	
WT0443CBL	New Fire Services		500,000	
WT0443CBM	New Customer Main Extensions		600,000	
WT0443CBR	New Metered Services		175,000	
			<u>6,610,000</u>	
			DEPARTMENTAL TOTAL	<u>6,610,000</u>
			WATER FUND TOTAL	\$ <u><u>6,610,000</u></u>

WATER BOND / STATE LOAN FUND **

Water

South Tampa Area Reclaimed Water Project	\$	<u>1,300,000</u>	
		DEPARTMENTAL TOTAL	<u>1,300,000</u>
		WATER BOND / STATE LOAN FUND TOTAL	\$ <u><u>1,300,000</u></u>

SOLID WASTE FUND

Solid Waste

SN0544BAF	Truck Wash and Water Reclamation System	\$	616,924	
SN0544BAG	Perimeter Wall Construction		110,503	
			<u>727,427</u>	
			DEPARTMENTAL TOTAL	<u>727,427</u>
			SOLID WASTE FUND TOTAL	\$ <u><u>727,427</u></u>

** This section provides an estimate of expenditures for projects connected with current bond and/or state loan funds

Fund/Department/Index Code**AMOUNT****STORMWATER FUND****Stormwater**

ST50172AV	Stormwater Improvements	\$	2,224,000	
ST50172DM	West Tampa Elementary School Drainage Improvements - Final Phase		103,000	
ST50172EJ	Major Pipe Replacement		1,338,000	
ST50172EK	Computerized Maintenance Management System (CMMS)		300,000	
ST50172EL	Drainage Improvements (Match)		564,000	
ST50172ER	Urban Lake Rescue - Lake Edna		113,000	
ST50172ET	Water Quality Restoration		113,000	
ST50172EW	Flooding Relief - Genessee & 39th Street		79,000	
ST50172FD	*Flooding Relief - Hamilton Avenue East		105,000	
ST50172FE	Flooding Relief - Tampa Bay and Gomez		511,000	
ST50172FF	Flooding Relief - Temple Heights Road		565,000	
ST50172FG	Flooding Relief - Interbay Avenue		56,000	
ST50172FH	*Flooding Relief - Norfolk Street West		440,000	
ST50172FR	Flooding Relief - Alfred / Woodrow		79,000	
			<u>79,000</u>	
				6,590,000
				<u>\$ 6,590,000</u>

DEPARTMENTAL TOTAL 6,590,000
STORMWATER FUND TOTAL \$ 6,590,000

FLEET MAINTENANCE FUND**Fleet Maintenance**

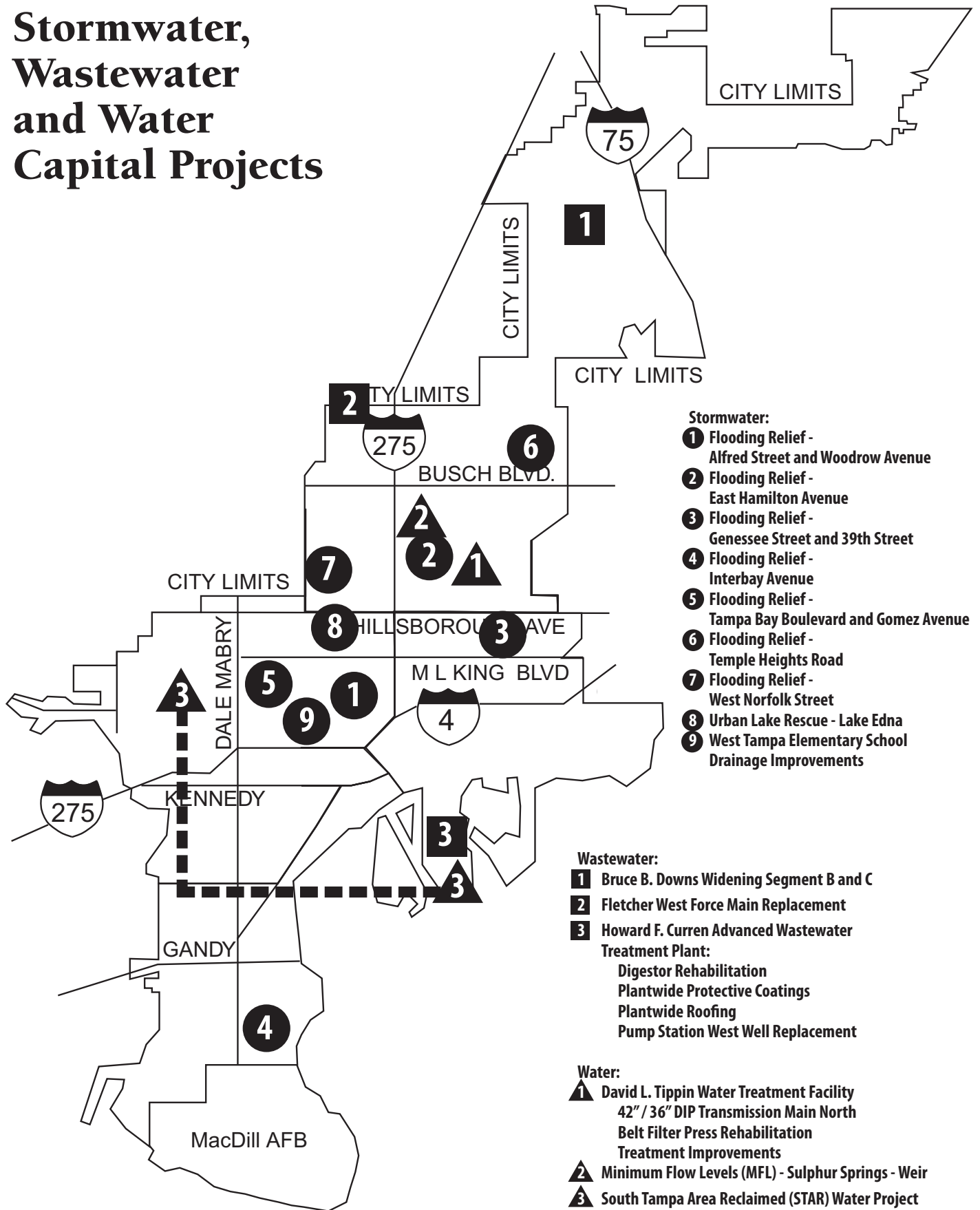
FM50593AV	Vehicle Wash Facility	\$	616,924	
FM50593AX	Perimeter Wall at Fleet and Solid Waste Yard		110,503	
			<u>110,503</u>	
				727,427
				<u>\$ 727,427</u>
				118,680,936
				<u>\$ 118,680,936</u>

DEPARTMENTAL TOTAL 727,427
FLEET MAINTENANCE FUND TOTAL \$ 727,427

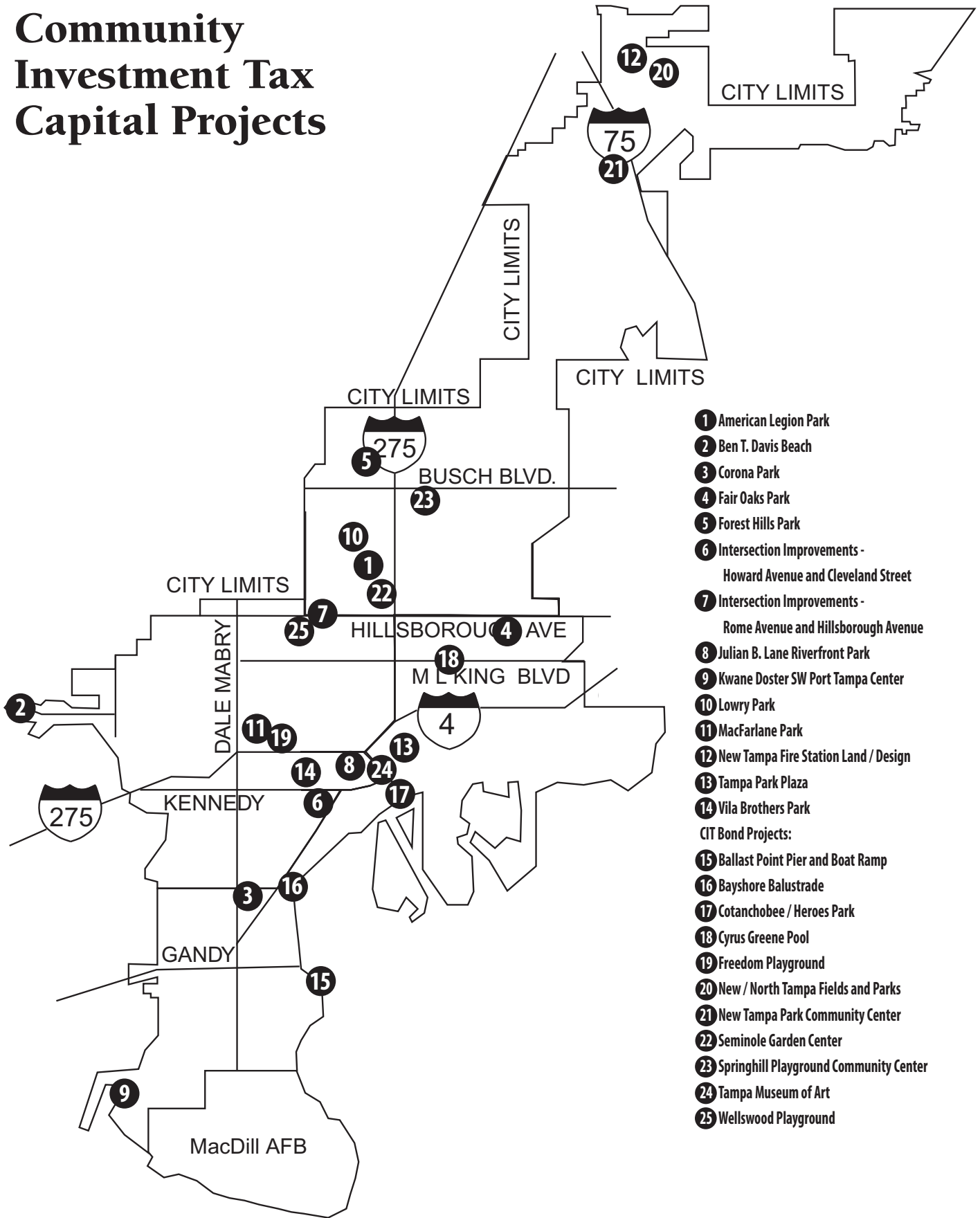
GRAND TOTAL \$ 118,680,936

* See Appendix – Comprehensive Plan Projects

Stormwater, Wastewater and Water Capital Projects

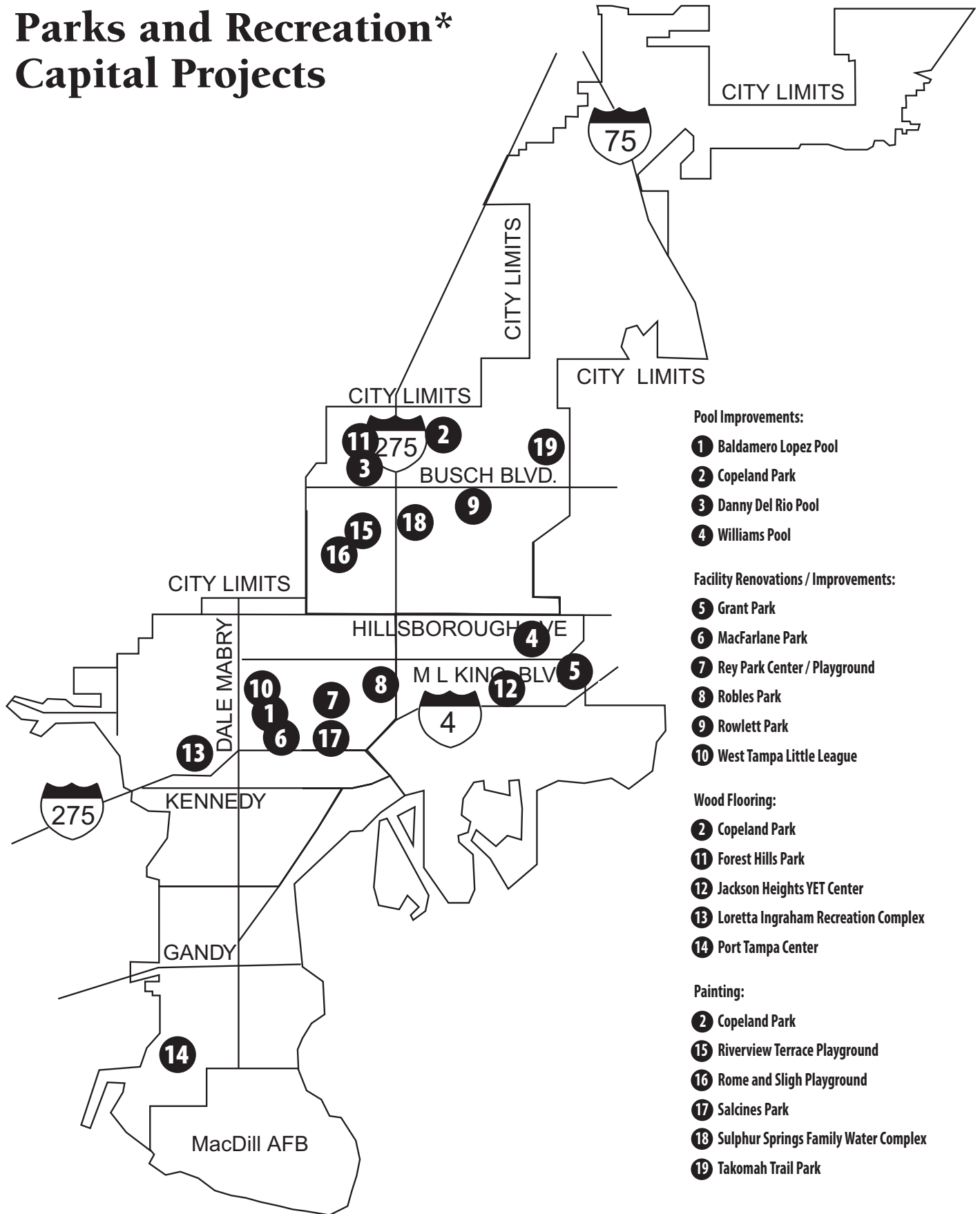


Community Investment Tax Capital Projects



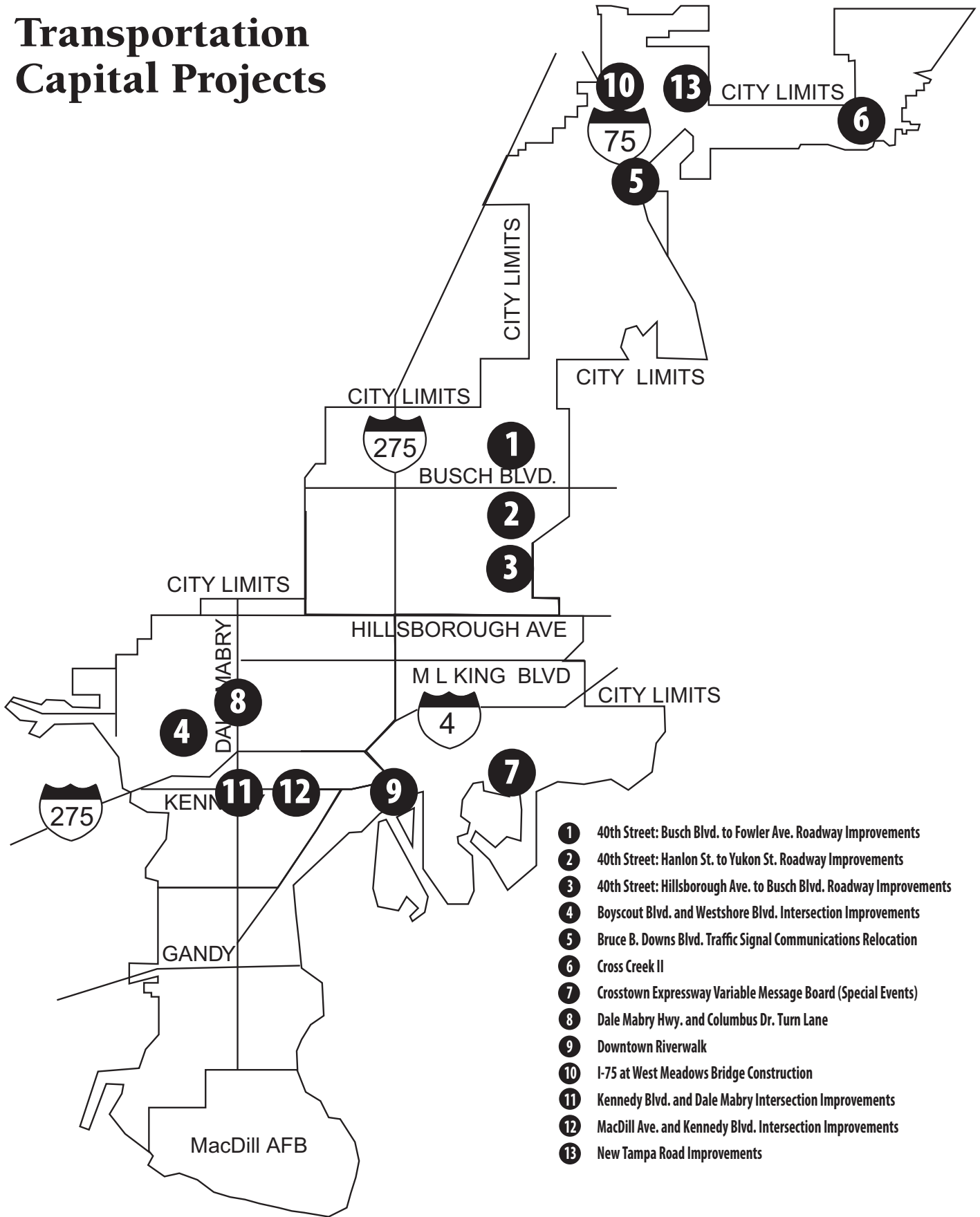
- 1 American Legion Park
- 2 Ben T. Davis Beach
- 3 Corona Park
- 4 Fair Oaks Park
- 5 Forest Hills Park
- 6 Intersection Improvements - Howard Avenue and Cleveland Street
- 7 Intersection Improvements - Rome Avenue and Hillsborough Avenue
- 8 Julian B. Lane Riverfront Park
- 9 Kwane Doster SW Port Tampa Center
- 10 Lowry Park
- 11 MacFarlane Park
- 12 New Tampa Fire Station Land / Design
- 13 Tampa Park Plaza
- 14 Vila Brothers Park
- CIT Bond Projects:
- 15 Ballast Point Pier and Boat Ramp
- 16 Bayshore Balustrade
- 17 Cotanchobee / Heroes Park
- 18 Cyrus Greene Pool
- 19 Freedom Playground
- 20 New / North Tampa Fields and Parks
- 21 New Tampa Park Community Center
- 22 Seminole Garden Center
- 23 Springhill Playground Community Center
- 24 Tampa Museum of Art
- 25 Wellswood Playground

Parks and Recreation* Capital Projects



* These are parks and recreation projects not funded with community investment tax dollars.

Transportation Capital Projects



- 1 40th Street: Busch Blvd. to Fowler Ave. Roadway Improvements
- 2 40th Street: Hanlon St. to Yukon St. Roadway Improvements
- 3 40th Street: Hillsborough Ave. to Busch Blvd. Roadway Improvements
- 4 Boy Scout Blvd. and Westshore Blvd. Intersection Improvements
- 5 Bruce B. Downs Blvd. Traffic Signal Communications Relocation
- 6 Cross Creek II
- 7 Crosstown Expressway Variable Message Board (Special Events)
- 8 Dale Mabry Hwy. and Columbus Dr. Turn Lane
- 9 Downtown Riverwalk
- 10 I-75 at West Meadows Bridge Construction
- 11 Kennedy Blvd. and Dale Mabry Intersection Improvements
- 12 MacDill Ave. and Kennedy Blvd. Intersection Improvements
- 13 New Tampa Road Improvements

Capital Improvement Projects Summary By Funding Source*

<u>FUND</u>	<u>FY 08</u>	<u>FY 09</u>	<u>FY 10-13</u>	<u>TOTAL</u>
Utility Tax Fund	\$ 7,701,685	\$ 8,976,615	\$ 39,431,182	\$ 56,109,482
Community Development Block Grant	450,252			450,252
Community Investment Tax Fund-FY02-06	1,250,000			1,250,000
Community Investment Tax Fund-FY07-11	5,262,131	6,980,231	14,549,912	26,792,274
Community Investment Tax Bond Fund - 2001A	22,353,000			22,353,000
Community Investment Tax Bond Fund - 2006	13,390,000			13,390,000
Local Option Gas Tax Fund	10,868,787	28,145,494	80,682,120	119,696,401
Local Option Gas Tax FY99 Bond Construction Fund	1,750,000			1,750,000
Transportation Impact Fee Fund	7,780,227	7,780,227	2,300,946	17,861,400
Parking Fund	293,000	692,700	2,827,500	3,813,200
Utilities Tax Improvement Bond Fund - 1998	2,800,000			2,800,000
Wastewater Fund	4,927,000	13,252,000	131,695,000	149,874,000
Wastewater Revenue Bond Fund - 2006	23,900,000			23,900,000
Water Fund	6,610,000	48,434,963	335,582,920	390,627,883
Water Bond / State Loan Fund	1,300,000			1,300,000
Solid Waste Fund	727,427	208,455	20,652,653	21,588,535
Stormwater Fund	6,590,000	6,590,000	26,360,000	39,540,000
Fleet Maintenance Fund	727,427	1,071,531	14,903,571	16,702,529
TOTAL ALL FUNDS	\$ <u>118,680,936</u>	\$ <u>122,132,216</u>	\$ <u>668,985,804</u>	\$ <u>909,798,956</u>

* As the purpose of this document is to assist in long term planning activities, no inference should be made with respect to the undertaking or timing of any particular enumerated project described herein or any specified funding therefore.

CAPITAL IMPROVEMENT PROJECT FUND SUMMARY

Fund/Department/Index Code	<u>FY 08</u>	<u>FY 09</u>	<u>FY 10-13</u>	<u>Total</u>	
<u>UTILITY TAX FUND</u>					
Growth Management and Development Services					
BC50321AA	Demolitions of City Structures	\$ 21,740	\$ 21,740	\$ 86,960	\$ 130,440
BC50321AB	Purchase of Lien Property	20,000	20,000	80,000	120,000
BC50321AE	Title, Appraisals and Assessment Fees	90,000	90,000	360,000	540,000
	DEPARTMENTAL TOTAL	\$ 131,740	\$ 131,740	\$ 526,960	\$ 790,440
Neighborhood Services					
CA50321BA	Public Art	\$ 100,000	\$ 100,000	\$ 400,000	\$ 600,000
	DEPARTMENTAL TOTAL	\$ 100,000	\$ 100,000	\$ 400,000	\$ 600,000
Convention Center					
CC50321AC	Machinery and Equipment Replacement	\$ 25,000	\$ 25,000	\$ 100,000	\$ 150,000
CC50321AI	Furniture Replacement	25,000	25,000	100,000	150,000
CC50321AN	Elevators Upgrades	150,000			150,000
CC50321AP	Exhibit Airwall	550,000			550,000
CC50321AR	Security System / Lighting Upgrades	50,000	75,000	300,000	425,000
CC50321AS	Telecommunication / Data Upgrades	200,000			200,000
CC50321AT	Meeting Rooms / Ballrooms Door Replacement	75,000	75,000	375,000	525,000
CC50321AU	Interior Directional Signage Upgrades	75,000			75,000
	Meeting Room / Restroom Upgrades		375,000	2,269,200	2,644,200
	Logistics Area Enhancement		372,240		372,240
	Interior Walls / Pre-function Space Upgrades		189,960	1,530,800	1,720,760
	Exterior Painting / Lighting Upgrades		112,800	150,000	262,800
	Marquee Replacement			150,000	150,000
	DEPARTMENTAL TOTAL	\$ 1,150,000	\$ 1,250,000	\$ 4,975,000	\$ 7,375,000
Code Enforcement					
CE50321AA	Multipurpose Training Room	\$ 33,531	\$ _____	\$ _____	\$ 33,531
	DEPARTMENTAL TOTAL	\$ 33,531	\$ _____	\$ _____	\$ 33,531
Fire Rescue					
FD50321AD	Fire Station Improvements	\$ 100,000	\$ 100,000	\$ 400,000	\$ 600,000
	Fire Supply Office and Storage Warehouse		128,125		128,125
	Enlarge the City's Communication Center for Emergency Operations			2,205,425	2,205,425
	DEPARTMENTAL TOTAL	\$ 100,000	\$ 228,125	\$ 2,605,425	\$ 2,933,550
Non-Departmental					
ND50321BR	Interior Renovations	\$ 300,000	\$ 300,000	\$ 1,200,000	\$ 1,800,000
ND50321DU	ATM Network Equipment Replacement	498,979			498,979
ND50321DX	Financial System Upgrade	350,000			350,000
	DEPARTMENTAL TOTAL	\$ 1,148,979	\$ 300,000	\$ 1,200,000	\$ 2,648,979
Police					
PD50321AS	Impound Lot Upgrade	\$ 12,667	\$ _____	\$ _____	\$ 12,667
PD50321AT	Shelving for Evidence Control Facilities	34,914			34,914
PD50321AU	Police Communications System	1,000,000			1,000,000
	Outdoor Police Firing Range			776,236	776,236
	DEPARTMENTAL TOTAL	\$ 1,047,581	\$ _____	\$ 776,236	\$ 1,823,817

Fund/Department/Index Code		FY 08	FY 09	FY 10-13	Total
Parks and Recreation					
PR50321AO	Irrigation and Lighting - Radio Controlled	\$ 100,000	\$ 100,000	\$ 400,000	\$ 600,000
PR50321AS	Parks and Recreation Sign Replacement	50,000	50,000	200,000	300,000
PR50321GY	Wood Floor and Painting Improvements	120,000	120,000	480,000	720,000
PR50321GZ	Landscape and Xeriscape Replacement	50,000	50,000	200,000	300,000
PR50321HT	Pool Facility Improvements	125,000	125,000	500,000	750,000
PR50321HU	Facility Renovations / Improvements	150,000	150,000	600,000	900,000
PR50321HV	Courts, Sidewalks and Trail Improvements	175,000	175,000	700,000	1,050,000
PR50321LJ	Recreation and Program Tracking Software	100,000			100,000
	Hyde Park Art Studio Renovation		2,924,400		2,924,400
	Marina Expansion			3,584,000	3,584,000
	Building Renovations			2,295,600	2,295,600
	*Land Acquisition			2,000,000	2,000,000
	Youth League Enhancements			1,228,000	1,228,000
	Virginia Rivers Theatre Development			1,178,000	1,178,000
	Plant Park Development			564,000	564,000
	Bayshore Linear Park Improvements			282,000	282,000
	Blake Trail - North Section Development			282,000	282,000
	Recovery Action Plan - Master Plan			266,000	266,000
	Davis Islands Boat Ramp Improvement			225,600	225,600
	Park Improvements / Renovations			225,600	225,600
	Tampa Heights Greenway			135,360	135,360
	Master Plans			112,800	112,800
	Ybor City Dog Park Construction			67,680	67,680
	Blake Trail Development			56,400	56,400
	Giddens Park - Design			50,000	50,000
	Marina - Marjorie Park Improvements			30,000	30,000
	Roy Jenkins Pool Master Plan			28,200	28,200
	DEPARTMENTAL TOTAL	\$ 870,000	\$ 3,694,400	\$ 15,691,240	\$ 20,255,640
Public Works					
PW50321AA	Stationary Fuel Tanks	\$ 563,760	\$ 90,000	\$ 360,000	\$ 1,013,760
PW50321AB	Roof Replacement	200,000	200,000	2,607,900	3,007,900
PW50321AC	Termite Eradication	54,350	54,350	217,400	326,100
PW50321AR	Climate Control	152,180	152,180	608,720	913,080
PW50321AT	Americans with Disabilities Act Modifications	54,350	54,350	217,400	326,100
PW50321CN	Tampa Theatre Electrical Room Upgrade	650,000			650,000
PW50321CU	Transportation Signage Program	250,000	250,000	1,000,000	1,500,000
PW50321DF	Information Technology Relocation	484,800			484,800
PW50321DH	Historic City Hall Elevator Replacement	580,920			580,920
PW50321DJ	Wayne Papy Center Emergency Generator Transfer Panel	129,494			129,494
	Downtown Two-Way Street Configuration		2,438,650		2,438,650
	Tampa Police Department Climate Control (HVAC) Systems Upgrade			2,032,656	2,032,656
	Tampa Municipal Office Building Climate Control System			2,032,000	2,032,000
	Historic City Hall Window Rehabilitation			1,424,664	1,424,664
	Energy Management Systems			833,000	833,000
	Tampa Municipal Office Building / City Hall Floor Upgrades			748,488	748,488
	Tampa Police Department Headquarters Domestic Water Tank Replacement			388,483	388,483
	Special Events Warehouse			39,480	39,480
	DEPARTMENTAL TOTAL	\$ 3,119,854	\$ 3,239,530	\$ 12,510,191	\$ 18,869,575
Tampa Theatre					
	Stage Lighting Control Replacement	\$	\$ 32,820	\$	\$ 32,820
	Electrical Renovation			417,360	417,360
	Seat Replacement / Restoration			328,770	328,770
	DEPARTMENTAL TOTAL	\$	\$ 32,820	\$ 746,130	\$ 778,950
	UTILITY TAX FUND TOTAL	\$ 7,701,685	\$ 8,976,615	\$ 39,431,182	\$ 56,109,482

* See Appendix – Comprehensive Plan Projects

Fund/Department/Index Code		<u>FY 08</u>	<u>FY 09</u>	<u>FY 10-13</u>	<u>Total</u>
<u>COMMUNITY DEVELOPMENT BLOCK GRANT</u>					
Parks and Recreation					
GPR1YBAB	Fencing / Backstops / Gates / Vehicle Control Replacement	\$ 150,000	\$	\$	\$ 150,000
	DEPARTMENTAL TOTAL	\$ 150,000	\$	\$	\$ 150,000
Public Works					
GPW1YBAA	City-Wide Sidewalk Resurfacing and Traffic Calming	\$ 300,252	\$	\$	\$ 300,252
	DEPARTMENTAL TOTAL	\$ 300,252	\$	\$	\$ 300,252
	COMMUNITY DEVELOPMENT BLOCK GRANT TOTAL	\$ 450,252	\$	\$	\$ 450,252
<u>COMMUNITY INVESTMENT TAX FUND-FY02-06 ***</u>					
Parks and Recreation					
PR50352DS	Ben T. Davis Restroom / Storage Building	\$ 250,000	\$	\$	\$ 250,000
	DEPARTMENTAL TOTAL	\$ 250,000	\$	\$	\$ 250,000
Public Works					
PW05352AD	*Major Intersection Improvements	\$ 737,200	\$	\$	\$ 737,200
PW05352CG	*Brick Street Maintenance	112,800			112,800
PW05352HK	Countdown Pedestrian Heads	150,000			150,000
	DEPARTMENTAL TOTAL	\$ 1,000,000	\$	\$	\$ 1,000,000
	COMMUNITY INVESTMENT TAX FUND-FY02-06 TOTAL	\$ 1,250,000	\$	\$	\$ 1,250,000
<u>COMMUNITY INVESTMENT TAX FUND-FY07-11 ***</u>					
Fire Rescue					
FD50354AU	New / Replacement Fire Stations	\$ 500,000	\$ 2,000,000	\$ 4,500,000	\$ 7,000,000
FD50354AV	Fire Station Roof Replacements	125,000	125,000	250,000	500,000
FD50354AX	Fire Station Painting	75,000	75,000	150,000	300,000
FD50354AY	Fire Station Flooring	30,000	30,000	60,000	120,000
	DEPARTMENTAL TOTAL	\$ 730,000	\$ 2,230,000	\$ 4,960,000	\$ 7,920,000
Non-Departmental					
ND50354CN	Project Overrun Reserve	\$ 1,282,131	\$ 1,250,231	\$ 1,839,912	\$ 4,372,274
	DEPARTMENTAL TOTAL	\$ 1,282,131	\$ 1,250,231	\$ 1,839,912	\$ 4,372,274
Parks and Recreation					
PR50354DH	Parks and Recreation Neighborhood Projects	\$ 1,000,000	\$ 1,000,000	\$ 2,000,000	\$ 4,000,000
	DEPARTMENTAL TOTAL	\$ 1,000,000	\$ 1,000,000	\$ 2,000,000	\$ 4,000,000
Public Works					
PW05354AA	Street Resurfacing	\$ 1,144,000	\$ 1,269,000	\$ 2,913,000	\$ 5,326,000
PW05354CF	Neighborhood Traffic Calming Improvements	1,106,000	1,231,000	2,837,000	5,174,000
	DEPARTMENTAL TOTAL	\$ 2,250,000	\$ 2,500,000	\$ 5,750,000	\$ 10,500,000
	COMMUNITY INVESTMENT TAX FUND-FY07-11 TOTAL	\$ 5,262,131	\$ 6,980,231	\$ 14,549,912	\$ 26,792,274

* See Appendix – Comprehensive Plan Projects

*** See Appendix – Community Investment Tax

Fund/Department/Index Code	FY 08	FY 09	FY 10-13	Total
<u>COMMUNITY INVESTMENT TAX BOND FUND - 2001A **</u>				
Public Works				
*Roadway Construction and Intersection Improvements	\$ 1,400,000	\$	\$	\$ 1,400,000
DEPARTMENTAL TOTAL	\$ 1,400,000	\$	\$	\$ 1,400,000
Revenue and Finance				
Communication System Replacement	\$ 1,000,000	\$	\$	\$ 1,000,000
DEPARTMENTAL TOTAL	\$ 1,000,000	\$	\$	\$ 1,000,000
Tampa Museum				
Tampa Museum / Cultural Arts District	\$ 19,953,000	\$	\$	\$ 19,953,000
DEPARTMENTAL TOTAL	\$ 19,953,000	\$	\$	\$ 19,953,000
COMMUNITY INVESTMENT TAX BOND FUND - 2001A TOTAL	\$ 22,353,000	\$	\$	\$ 22,353,000
<u>COMMUNITY INVESTMENT TAX BOND FUND - 2006 **</u>				
Parks and Recreation				
Springhill Park Community Center	\$ 3,000,000	\$	\$	\$ 3,000,000
New / North Tampa Fields and Parks	2,700,000			2,700,000
Cotanchobee / Heroes Park Construction	2,500,000			2,500,000
Ballast Point Pier and Boat Ramp Renovation	1,900,000			1,900,000
Seminole Garden Center Renovations	1,400,000			1,400,000
Cyrus Greene Pool Renovation	700,000			700,000
Bayshore Balustrade Improvements	600,000			600,000
MacFarlane Park - Freedom Playground	250,000			250,000
New Tampa Community Center	250,000			250,000
Wellswood Lighting Improvements	90,000			90,000
DEPARTMENTAL TOTAL	\$ 13,390,000	\$	\$	\$ 13,390,000
COMMUNITY INVESTMENT TAX BOND FUND - 2006 TOTAL	\$ 13,390,000	\$	\$	\$ 13,390,000

* See Appendix – Comprehensive Plan Projects

** This section provides an estimate of expenditures for projects connected with current bond and/or state loan funds

Fund/Department/Index Code		<u>FY 08</u>	<u>FY 09</u>	<u>FY 10-13</u>	<u>Total</u>
LOCAL OPTION GAS TAX FUND					
Public Works					
PW0536GAA	Street Maintenance	\$ 2,361,440	\$ 2,361,440	\$ 9,445,760	\$ 14,168,640
PW0536GAC	*Minor Intersection Improvements	600,000	600,000	2,400,000	3,600,000
PW0536GAD	*Major Intersection Improvements	180,060	180,060	720,240	1,080,360
PW0536GAF	Sidewalk Reconstruction	480,000	480,000	1,920,000	2,880,000
PW0536GAG	Median Maintenance	450,000	450,000	1,800,000	2,700,000
PW0536GAH	Transportation Studies	100,000	100,000	400,000	600,000
PW0536GAI	*New Signal Installation	181,654	181,654	726,616	1,089,924
PW0536GAJ	*Seawall Improvements	150,000	150,000	600,000	900,000
PW0536GAK	*Bridge Upgrading	300,000	300,000	1,200,000	1,800,000
PW0536GAL	Traffic Signal Upgrading	555,000	555,000	2,220,000	3,330,000
PW0536GCF	Neighborhood Traffic Calming and Sidewalk Construction	250,000	250,000	1,000,000	1,500,000
PW0536GCR	Downtown Riverwalk	700,000	700,000	609,795	2,009,795
PW0536GDB	*MacDill and Kennedy Intersection Improvement	600,000	1,466,400		2,066,400
PW0536GEB	Intelligent Transportation Systems	282,000	282,000	1,128,000	1,692,000
PW0536GGE	HARTline Sidewalks Reimbursement for Streetcar Phases V through VI	250,000	250,000		500,000
PW0536GHB	Illuminated Street Name Sign Replacement	462,800	462,800	1,851,200	2,776,800
PW0536GHC	Street Resurfacing	214,600	214,600	858,400	1,287,600
PW0536GHL	*Cross Creek II	936,240	789,600	6,316,800	8,042,640
PW0536GHP	40th Street DPW Complex Emergency Generator Electrical Transfer Panels	258,990			258,990
PW0536GHR	Traffic Signal Upgrade to LED's	160,300	160,300	641,200	961,800
PW0536GHS	*Video Detection Installation	131,373	131,373	525,492	788,238
PW0536GHT	*Pedestrian Crossings	131,075			131,075
PW0536GHU	Bruce B. Downs Traffic Signal Communications Relocation	118,655			118,655
PW0536GHV	Footbridges - Pedestrian Crossings	300,000			300,000
PW0536GHW	Crosstown Expressway Variable Message Board (Special Events)	500,000			500,000
PW0536GHX	Transportation Studies (Truck Route)	214,600			214,600
	*Cultural Arts District Roadway Improvements		6,204,000		6,204,000
	22nd Street: 23rd Avenue to Lake Avenue Enhancements		4,081,594		4,081,594
	*City-Wide Street Resurfacing		2,535,744	2,535,744	5,071,488
	*40th Street: Hanlon to Yukon Roadway Improvements		2,200,000		2,200,000
	22nd Street: Lake Avenue to Dr. Martin Luther King Jr. Boulevard Enhancements		1,780,929		1,780,929
	Bermuda Seawall Repair		1,015,200	1,861,200	2,876,400
	Countdown Pedestrian Signal Head Installation		150,000	600,000	750,000
	*Brick Street Maintenance		112,800	451,200	564,000
	*I-75 At West Meadows Bridge Construction			19,882,604	19,882,604
	*Gandy Boulevard and Westshore Boulevard Intersection Improvement			6,982,400	6,982,400
	Bayshore Boulevard Enhancement			6,606,269	6,606,269
	Tampa Palms Resurfacing			2,256,000	2,256,000
	Brorein Street Bridge Upgrading			2,143,200	2,143,200
	Cass Street Bridge Upgrading			1,500,000	1,500,000
	Laurel Street Bridge Upgrading			1,500,000	1,500,000
	DEPARTMENTAL TOTAL	\$ 10,868,787	\$ 28,145,494	\$ 80,682,120	\$ 119,696,401
	LOCAL OPTION GAS TAX FUND TOTAL	\$ 10,868,787	\$ 28,145,494	\$ 80,682,120	\$ 119,696,401

* See Appendix – Comprehensive Plan Projects

Fund/Department/Index Code	FY 08	FY 09	FY 10-13	Total
LOCAL OPTION GAS TAX FY99 BOND CONSTRUCTION FUND **				
Public Works				
*New Tampa Road Improvements	\$ 1,750,000	\$ _____	\$ _____	\$ 1,750,000
DEPARTMENTAL TOTAL	\$ 1,750,000	\$ _____	\$ _____	\$ 1,750,000
LOCAL OPTION GAS TAX FY99 BOND CONSTRUCTION FUND TOTAL	\$ 1,750,000	\$ _____	\$ _____	\$ 1,750,000

TRANSPORTATION IMPACT FEE FUND

Public Works

PW0437GAK	*Kennedy Boulevard and Dale Mabry Highway Intersection Improvement	\$ 1,240,800	\$ _____	\$ _____	\$ 1,240,800
PW0437GBH	*I-75 At West Meadows Bridge Construction	2,790,196	2,790,196		5,580,392
PW0437GBJ	Interbay District Transfer to HARTline	59,739	59,739	238,956	358,434
PW0437GBK	Westshore District Transfer to HARTline	57,272	57,272	229,088	343,632
PW0437GBL	Central Business District Transfer to HARTline	28,135	28,135	112,540	168,810
PW0437GBM	Central East District Transfer to HARTline	84,058	84,058	336,232	504,348
PW0437GBN	North Central District Transfer to HARTline	3,445	3,445	13,780	20,670
PW0437GBO	University North District Transfer to HARTline	79,569	79,569	318,276	477,414
PW0437GBT	*40th Street: Busch Boulevard to Fowler Avenue Roadway Improvements	536,828	536,828		1,073,656
PW0437GCJ	*40th Street: Hillsborough Avenue to Busch Boulevard Roadway Improvements	796,037	796,037		1,592,074
PW0437GDJ	*Central Business District Intersection Improvements	253,211	253,211	200,000	706,422
PW0437GEB	Intelligent Transportation Systems	100,000	100,000	200,000	400,000
PW0437GED	*MacDill and Kennedy Intersection Improvements	432,569	432,569		865,138
PW0437GEE	*Dale Mabry Highway and Columbus Drive Turn Lane	659,184	1,590,428		2,249,612
PW0437GEF	*Boyscout Boulevard at Westshore Boulevard Intersection Improvement	659,184	968,740	652,074	2,279,998
	DEPARTMENTAL TOTAL	\$ 7,780,227	\$ 7,780,227	\$ 2,300,946	\$ 17,861,400
	TRANSPORTATION IMPACT FEE FUND TOTAL	\$ 7,780,227	\$ 7,780,227	\$ 2,300,946	\$ 17,861,400

PARKING FUND

Parking

PK0541BAA	William F. Poe Garage Improvements	\$ 81,520	\$ _____	\$ 682,320	\$ 763,840
PK0541BAC	Twiggs Street Garage Improvements	172,480	291,200	266,500	730,180
PK0641BAY	Crosstown Parking Lot Landscaping Improvements	39,000			39,000
	Fort Brooke Garage Improvements		244,500	393,000	637,500
	Crosstown Parking Lot Improvements		157,000		157,000
	Centro Ybor Garage Improvements			508,300	508,300
	Palm Avenue Garage Improvements			408,700	408,700
	South Regional Garage Improvements			250,680	250,680
	Jackson Street (City Hall) Parking Lot			225,000	225,000
	Convention Center Garage Improvements			93,000	93,000
	DEPARTMENTAL TOTAL	\$ 293,000	\$ 692,700	\$ 2,827,500	\$ 3,813,200
	PARKING FUND TOTAL	\$ 293,000	\$ 692,700	\$ 2,827,500	\$ 3,813,200

* See Appendix – Comprehensive Plan Projects

** This section provides an estimate of expenditures for projects connected with current bond and/or state loan funds

Fund/Department/Index Code	FY 08	FY 09	FY 10-13	Total
UTILITIES TAX IMPROVEMENT BOND FUND - 1998 **				
Parking				
Downtown Site Acquisition / Cultural Arts Development	\$ 2,800,000	\$	\$	\$ 2,800,000
DEPARTMENTAL TOTAL	\$ 2,800,000	\$	\$	\$ 2,800,000
UTILITIES TAX IMPROVEMENT BOND FUND - 1998 TOTAL	\$ 2,800,000	\$	\$	\$ 2,800,000

WASTEWATER FUND

Wastewater

SS0142BCB	Public Art	\$ 9,000	\$ 9,000	\$ 36,000	\$ 54,000
SS0342BBK	Annual Gravity Sewer Contract	500,000	700,000	2,968,000	4,168,000
SS0342BBL	Gravity Line Replacement	418,000	418,000	1,672,000	2,508,000
SS0342BBY	Fletcher West Force Main Replacement	550,000			550,000
SS0342BHD	Bruce B. Downs Widening Segment B & C JPA	1,735,000	3,265,000		5,000,000
SS0342BHM	Annual Force Main Replacement Contract	500,000	500,000	2,000,000	3,000,000
SS0442BGL	Howard F. Curren AWTP Roofing	300,000	320,000	1,280,000	1,900,000
SS0442BGW	Plantwide Protective Coatings	265,000	320,000	1,280,000	1,865,000
SS0442BKU	Howard F. Curren Main Pumping Station Wet Well Replacement	550,000			550,000
SS0442BKV	Howard F. Curren Digester # 6 Rehabilitation	100,000			100,000
	Howard F. Curren Denitrification Filter Media Replacement Phase III		2,800,000		2,800,000
	Sewer System Evaluation Study		1,510,000	1,660,000	3,170,000
	Cured-in-Place Pipe Rehabilitation		1,000,000	5,000,000	6,000,000
	Contracted Line Replacement		600,000	53,364,000	53,964,000
	Hoover Pumping Station Rehabilitation		525,000		525,000
	Morrison Pumping Station Rehabilitation		450,000		450,000
	42nd Street Pumping Station Rehabilitation		360,000		360,000
	43rd Street Pumping Station Rehabilitation		225,000		225,000
	Howard F. Curren Emergency Chiller System		150,000		150,000
	Howard F. Curren Plant Road Repairs		100,000		100,000
	Howard F. Curren Plant Improvements			43,000,000	43,000,000
	Sewer System Evaluation Study - Phase II			13,340,000	13,340,000
	Pumping Station Rehabilitations			3,035,000	3,035,000
	High Purity Oxygen Aerator Replacement Phase II			860,000	860,000
	40th Street Widening Phase A JPA			700,000	700,000
	40th Street Widening Phase C JPA			580,000	580,000
	Howard F. Curren Sedimentation Tanks Trough Replacement			460,000	460,000
	Pumping Station Liner Repairs			310,000	310,000
	Hunters Green Pumping Station Odor Control System Replacement			150,000	150,000
	DEPARTMENTAL TOTAL	\$ 4,927,000	\$ 13,252,000	\$ 131,695,000	\$ 149,874,000
	WASTEWATER FUND TOTAL	\$ 4,927,000	\$ 13,252,000	\$ 131,695,000	\$ 149,874,000

** This section provides an estimate of expenditures for projects connected with current bond and/or state loan funds

Fund/Department/Index Code	FY 08	FY 09	FY 10-13	Total
<u>WASTEWATER REVENUE BOND FUND - 2006 **</u>				
Wastewater				
12th Street Repair	\$ 12,800,000	\$	\$	\$ 12,800,000
Collection / Transmission Improvements	3,400,000			3,400,000
Joint Project Agreements	2,900,000			2,900,000
Pumping Station Rehabilitations	1,680,000			1,680,000
Annual Force Main Replacement	1,550,000			1,550,000
Cured-In-Place Pipe Annual Contract	1,000,000			1,000,000
Howard F. Curren Treatment Plant Improvements	570,000			570,000
DEPARTMENTAL TOTAL	\$ 23,900,000	\$	\$	\$ 23,900,000
WASTEWATER REVENUE BOND FUND - 2006 TOTAL	\$ 23,900,000	\$	\$	\$ 23,900,000

WATER FUND

Water

WT0143BAB	Public Art	\$ 10,000	\$ 10,000	\$ 40,000	\$ 60,000
WT0343BBA	Belt Filter Press Rehabilitation	150,000			150,000
WT0343BMS	MFL - Sulphur Springs - Weir	190,000			190,000
WT0443BAK	42 " / 36" DIP Transmission Main	2,510,000			2,510,000
WT0443BAR	Treatment Improvements	95,000	475,000	1,900,000	2,470,000
WT0443BAS	Poly-B Service Line Replacement	2,180,000	2,180,000	8,000,000	12,360,000
WT0443BVP	Valve Program	200,000	400,000	1,600,000	2,200,000
WT0443CBL	New Fire Services	500,000	500,000	2,000,000	3,000,000
WT0443CBM	New Customer Main Extensions	600,000	600,000	2,400,000	3,600,000
WT0443CBR	New Metered Services	175,000	175,000	700,000	1,050,000
	Pipeline Repairs and Replacement		25,460,000	200,380,000	225,840,000
	Star Expansion		7,797,100	65,777,920	73,575,020
	Basin 5-8 & Clear Well Rehabilitation		2,500,000		2,500,000
	High Service Pumps 9 and 10		2,500,000		2,500,000
	Distribution Upgrade and Relocation with the Florida Department of Transportation		2,352,863	20,000	2,372,863
	Ozone Compartment Isolations		1,250,000		1,250,000
	Hillsborough River Dam Rehabilitation		800,000		800,000
	Distribution Upgrade and Relocation with Hillsborough County		705,000		705,000
	Treatment Improvements B		380,000		380,000
	Security Improvement - Water Facility		250,000		250,000
	On-Line Monitoring Distribution		100,000	125,000	225,000
	Minimum Flow Levels (MFL) - Pipeline / Gates			37,640,000	37,640,000
	Bruce B. Downs - Widening Phase 1			14,000,000	14,000,000
	Distribution Upgrade and Relocation with the Department of Public Works			1,000,000	1,000,000
	DEPARTMENTAL TOTAL	\$ 6,610,000	\$ 48,434,963	\$ 335,582,920	\$ 390,627,883
	WATER FUND TOTAL	\$ 6,610,000	\$ 48,434,963	\$ 335,582,920	\$ 390,627,883

WATER BOND / STATE LOAN FUND **

Water

South Tampa Area Reclaimed Water Project	\$ 1,300,000	\$	\$	\$ 1,300,000
DEPARTMENTAL TOTAL	\$ 1,300,000	\$	\$	\$ 1,300,000
WATER BOND / STATE LOAN FUND TOTAL	\$ 1,300,000	\$	\$	\$ 1,300,000

** This section provides an estimate of expenditures for projects connected with current bond and/or state loan funds

Fund/Department/Index Code		<u>FY 08</u>	<u>FY 09</u>	<u>FY 10-13</u>	<u>Total</u>
<u>SOLID WASTE FUND</u>					
Solid Waste					
SN0544BAF	Truck Wash and Water Reclamation System	\$ 616,924	\$	\$	\$ 616,924
SN0544BAG	Perimeter Wall Construction	110,503			110,503
	McKay Bay Entrance Road Improvements		208,455	17,145	225,600
	Parking Area Reorganization			8,082,258	8,082,258
	Operations Building Construction			5,297,088	5,297,088
	Solid Waste / Fleet Maintenance Parking Garage			4,668,090	4,668,090
	Container Maintenance Shop Construction			2,232,752	2,232,752
	Transfer Station Structural Improvements			355,320	355,320
	DEPARTMENTAL TOTAL	\$ <u>727,427</u>	\$ <u>208,455</u>	\$ <u>20,652,653</u>	\$ <u>21,588,535</u>
	SOLID WASTE FUND TOTAL	\$ <u><u>727,427</u></u>	\$ <u><u>208,455</u></u>	\$ <u><u>20,652,653</u></u>	\$ <u><u>21,588,535</u></u>

STORMWATER FUND

Stormwater

ST50172AV	Stormwater Improvements	\$ 2,224,000	\$ 2,362,000	\$ 9,040,000	\$ 13,626,000
ST50172DM	West Tampa Elementary School Drainage Improvements - Final Phase	103,000			103,000
ST50172EJ	Major Pipe Replacement	1,338,000	675,000	2,000,000	4,013,000
ST50172EK	Computerized Maintenance Management System (CMMS)	300,000	300,000		600,000
ST50172EL	Drainage Improvements (Match)	564,000	564,000	2,000,000	3,128,000
ST50172ER	Urban Lake Rescue - Lake Edna	113,000			113,000
ST50172ET	Water Quality Restoration	113,000	100,000	400,000	613,000
ST50172EW	Flooding Relief - Genessee & 39th Street	79,000			79,000
ST50172FD	*Flooding Relief - Hamilton Avenue East	105,000			105,000
ST50172FE	Flooding Relief - Tampa Bay and Gomez	511,000			511,000
ST50172FF	Flooding Relief - Temple Heights Road	565,000			565,000
ST50172FG	Flooding Relief - Interbay Avenue	56,000			56,000
ST50172FH	*Flooding Relief - Norfolk Street West	440,000			440,000
ST50172FR	Flooding Relief - Alfred / Woodrow	79,000			79,000
	Sediment Filtration Devices		778,000	2,920,000	3,698,000
	Westshore Boulevard to Spring Lake Stormwater Improvements		750,000		750,000
	Pipe Rehabilitation - CIPP Contract		587,000	2,000,000	2,587,000
	Flooding Relief - Bird Street		150,000		150,000
	Bay Vista Stormwater Improvements		113,000		113,000
	El Prado at Hesperides Stormwater Improvements		113,000		113,000
	West Dale Avenue Stormwater Improvements		98,000		98,000
	Flooding Relief Projects			7,800,000	7,800,000
	*Stormwater System Rehabilitation			200,000	200,000
	DEPARTMENTAL TOTAL	\$ <u>6,590,000</u>	\$ <u>6,590,000</u>	\$ <u>26,360,000</u>	\$ <u>39,540,000</u>
	STORMWATER FUND TOTAL	\$ <u><u>6,590,000</u></u>	\$ <u><u>6,590,000</u></u>	\$ <u><u>26,360,000</u></u>	\$ <u><u>39,540,000</u></u>

FLEET MAINTENANCE FUND

Fleet Maintenance

FM50593AV	Vehicle Wash Facility	\$ 616,924	\$	\$	\$ 616,924
FM50593AX	Perimeter Wall at Fleet and Solid Waste Yard	110,503			110,503
	Additional Fuel Tanks at Central Fleet Maintenance		411,203		411,203
	Central Fleet Maintenance Interior Renovations		354,242		354,242
	Canopies at Central Fleet Maintenance		270,883		270,883
	Tire and Lube Shop		35,203	1,742,020	1,777,223
	Fleet Maintenance Yard Parking Area Improvements			8,082,258	8,082,258
	Solid Waste / Fleet Maintenance Parking Garage			4,668,090	4,668,090
	New Tampa Area Refueling Station			411,203	411,203
	DEPARTMENTAL TOTAL	\$ <u>727,427</u>	\$ <u>1,071,531</u>	\$ <u>14,903,571</u>	\$ <u>16,702,529</u>
	FLEET MAINTENANCE FUND TOTAL	\$ <u><u>727,427</u></u>	\$ <u><u>1,071,531</u></u>	\$ <u><u>14,903,571</u></u>	\$ <u><u>16,702,529</u></u>
	GRAND TOTAL	\$ <u><u>118,680,936</u></u>	\$ <u><u>122,132,216</u></u>	\$ <u><u>668,985,804</u></u>	\$ <u><u>909,798,956</u></u>

* See Appendix – Comprehensive Plan Projects