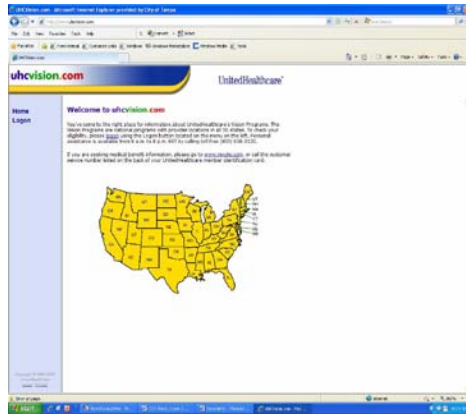


UnitedHealthcare's Vision Benefits Website: www.uhcvision.com

1. Home Page:

Click on "Logon" →



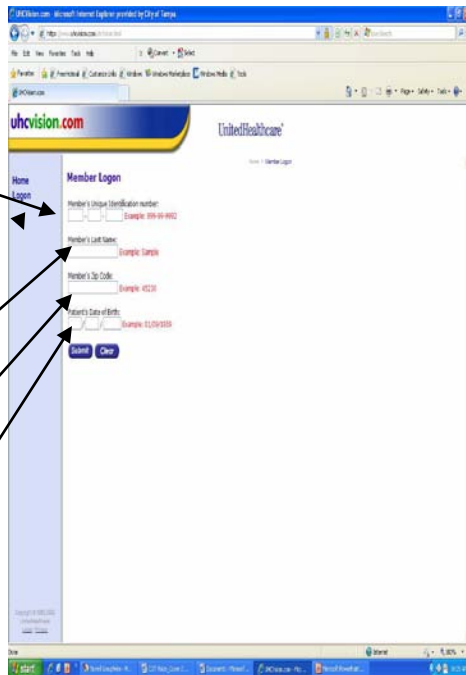
2. Member Logon Page:

Member's Identification Number: Enter Social Security number of the primary member (City of Tampa Employee).

Enter the **Member's Last Name**

Enter the **Member's Zip Code**

Enter the **Patient's (member) Date of Birth**



3. Welcome Page:

My Benefits: Displays available Benefits for all members.

Find a Provider: Takes you to the page to enter a zip code to find available providers.

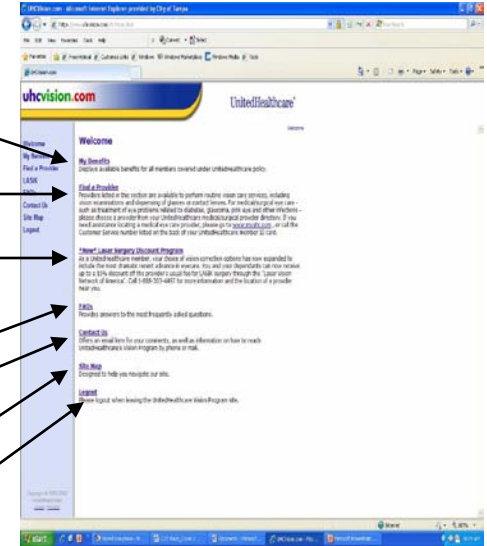
"New" Laser Surgery Discount Program: Provides information on this benefit.

FAQs: Provides a list Frequently Asked Questions and Answers

Contact Us: Reach a UHC Vision Benefits Representative

Site Map: Info regarding UHC's Vision Benefits website.

Logout: Log out of the website



4. Find a Provider Page:

Enter your designated zip code to find a list of available providers.



5. Search Results Page:

Generates a list of providers for your designated zip code, and the types of services they provide (Exam and/or Dispense glasses/lenses).

