

**The Enclosed Document Is Provided For Your Convenience.**

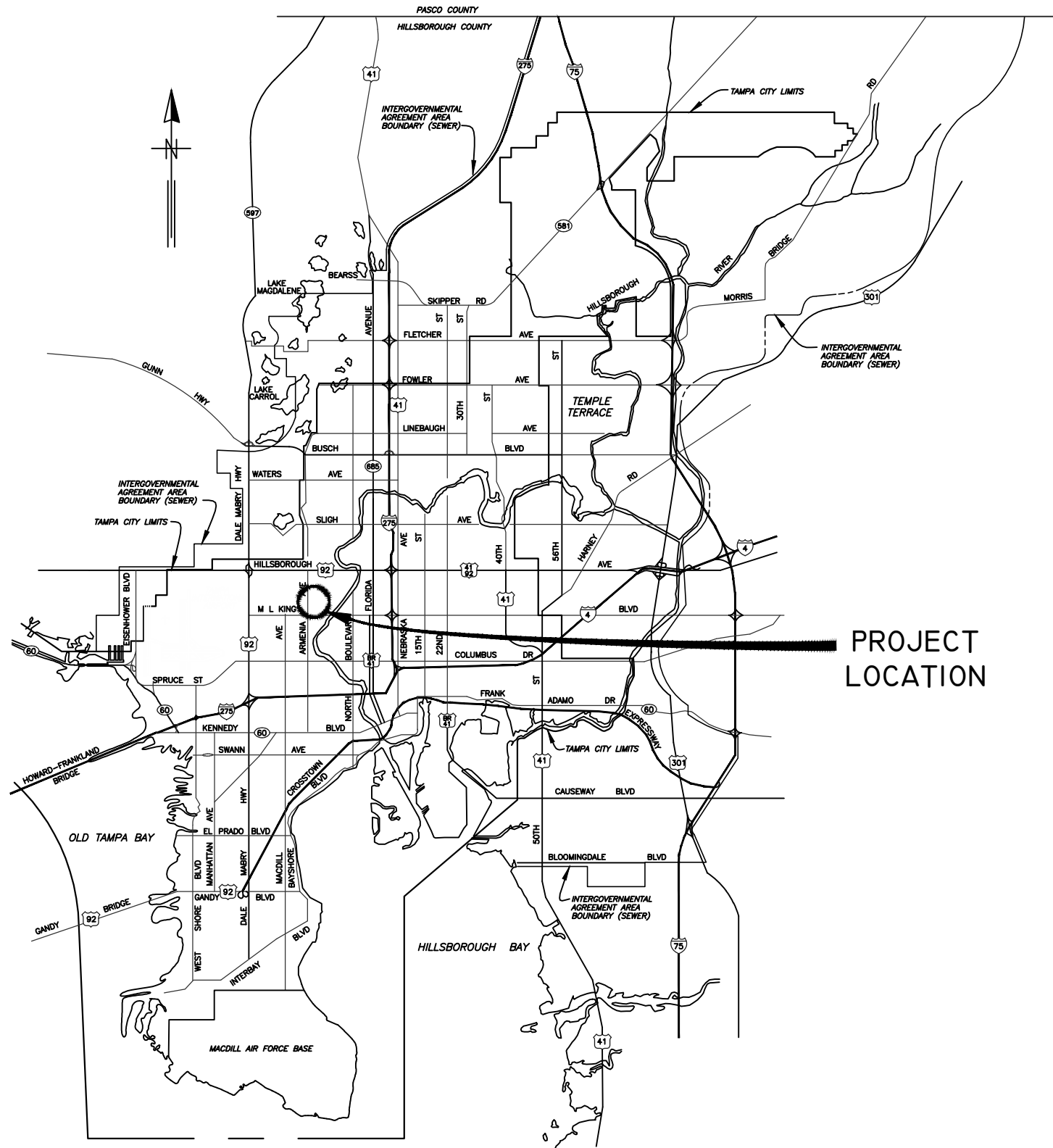
**Please Email ALL Questions:**

**[MailTo:ContractAdministration@TampaGov.net](mailto:ContractAdministration@TampaGov.net)**

**Please Let Us Know If You Plan To Bid**

City of Tampa  
Contract Administration Department  
306 E. Jackson St. #280A4N  
Tampa, FL 33602  
(813)274-8456

LOCATION MAP



CITY of TAMPA



WASTEWATER DEPARTMENT

PLANS FOR  
ROME PS COLLECTION SYSTEM  
REHABILITATION BY CIPP LINING

CONTRACT No.  
15-C-00009

User: ssBk Drawing Name: K:\WW\_Projects\2015\2015\_8204\_Rome Collection system CIPP lining\Draw\Cover.dwg  
Layout: Jan 20, 2015 9:29am CTB - WW-TOSHIBA.CTB

JACINTO CARLOS FERRAS, P.E. #49454 DESIGN DIVISION HEAD WASTEWATER DEPARTMENT	No.	DATE	REVISIONS	DES: CLB	CITY of TAMPA WASTEWATER DEPARTMENT	ROME PS COLLECTION SYSTEM REHABILITATION BY CIPP LINING COVER SHEET	W.O. 1000424
	3			DRN: MRL			SHEET
	2			CKD:			1
	1			DATE: 11/19/14			OF 24

**GENERAL NOTES**

1. THE SCOPE OF THIS PROJECT SHALL CONSIST OF REHABILITATION OF 8", 10", 12", 15" and 16" DIA WASTEWATER PIPELINE BY INSTALLATION OF CURED IN PLACE PIPE LINER AND ALL APPURTENANCE ASSOCIATED WITH COMPLETION OF THE PROJECT.
2. ELEVATION INFORMATION SHOWN ON THESE PLANS IS REFERENCED TO N.G.V.D. 1929 UNLESS OTHERWISE STATED.
3. SHEETS 04-24 ARE THE EXISTING AS-BUILTS OF THE SEWER PIPE TO BE REHABILITATED.
4. DURING THE MOT, CONTRACTOR MUST MAINTAIN ACCESS TO ALL DRIVEWAYS FOR THE DURATION OF THE PROJECT.
5. CONTRACTOR SHALL BE FULLY RESPONSIBLE FOR OBTAINING THE NECESSARY ROAD CLOSURE AND RIGHT-OF-WAY PERMITS FROM THE APPROPRIATE GOVERNMENT AGENCIES HAVING JURISDICTION OVER THE SPECIFIC ROADWAYS. THE TABLE ON THIS SHEET, LISTS THE CONTACT NAMES AND PHONE NUMBERS FOR THE AGENCIES WITH JURISDICTION OVER THE VARIOUS LOCATIONS THROUGHOUT THIS PROJECT.
6. IN ORDER TO OBTAIN ROADWAY CLOSURE OR RIGHT-OF WAY PERMITS, AT MINIMUM, THE CONTRACTOR MUST SUBMIT DETAILED MAINTENANCE OF TRAFFIC (MOT) PLANS ALONG WITH APPLICATIONS TO THE APPROPRIATE AGENCY. THE MOT(S) SHALL CONFORM TO APPLICABLE FLORIDA DEPARTMENT OF TRANSPORTATION (FDOT) INDEX DRAWINGS (MOST CURRENT EDITION). THE GOVERNING AGENCIES MAY REQUIRE ADDITIONAL INFORMATION AND DICTATE SPECIFIC WORK TIMES DURING NON-PEAK TRAFFIC HOURS. REFER TO SPECIFIC PROVISIONS FOR SPECIFIC TRAFFIC CONTROL REQUIREMENTS.
7. CONTINUOUS SEWER SERVICE MUST BE MAINTAINED AT ALL TIMES. WORK DURING LOW FLOW PERIODS OR NIGHT WORK MAY BE REQUIRED. CONTRACTOR IS RESPONSIBLE FOR MAINTAINING PRIVATE AND CITY PUMPING STATIONS AND SEWER SERVICE VIA VACUUM TRUCKS. CONTRACTOR IS RESPONSIBLE FOR DEWATERING, COLLECTING AND DISPOSING OF ALL WATER AND SLUDGE FROM EXISTING FACILITIES AS NECESSARY TO MAINTAIN SERVICE. COST FOR THIS WORK SHALL BE INCLUDED IN THE VARIOUS CONTRACT ITEMS AND NO ADDITIONAL PAYMENT WILL BE MADE.
8. BYPASS PUMPS SHALL BE CAPABLE OF DELIVERING 300 GPM FOR 8" DIA PIPE, 600 GPM FOR 10" DIA PIPE, 800 GPM FOR 12" DIA PIPE, 1400 GPM FOR 15"/16" DIA PIPE. THE BYPASS PUMPS SHALL BE OF THE SELF PRIMING QUITE FLOW TYPE PUMP. BYPASS PUMP NOISE SHALL STRICTLY COMPLY TO ALL LOCAL REGULATIONS AND ORDINANCES COVERING NOISE CONTROL. THIS MAY REQUIRE CONSTRUCTING SOUND ATTENUATING ENCLOSURE AROUND PUMPS. BYPASS METHOD SHALL BE SUBMITTED AND APPROVED BY THE ENGINEER.
9. THE PROPOSED LINER THICKNESS FOR THE 8" SEWER SHALL BE 6.0 MM THICKNESS, 10"/12" SEWER SHALL BE 7.5 MM THICKNESS AND 15"/16" SEWER SHALL BE 9.0 MM THICKNESS.
10. CONTRACTOR SHALL RESTORE ALL LANDSCAPING, SODDING, SPRINKLER SYSTEM PIPING AND PAVEMENT THAT MAY HAVE BEEN DAMAGED DURING CONSTRUCTION TO ITS ORIGINAL CONDITION OR BETTER.
11. CONTRACTOR SHALL COORDINATE ALL CONSTRUCTION ACTIVITIES WITH WASTEWATER PERSONNEL AND PUMPING STATION OPERATIONS.
12. OSHA STANDARD EQUIPMENT SUCH AS SAFETY HARNESSSES, GAS MONITORS, LOWER EXPLOSIVE LIMIT (LEL) DETECTORS, BREATHING APPARATUS, ETC. SHALL BE UTILIZED WHERE THE WORK DICTATES THEIR USE.

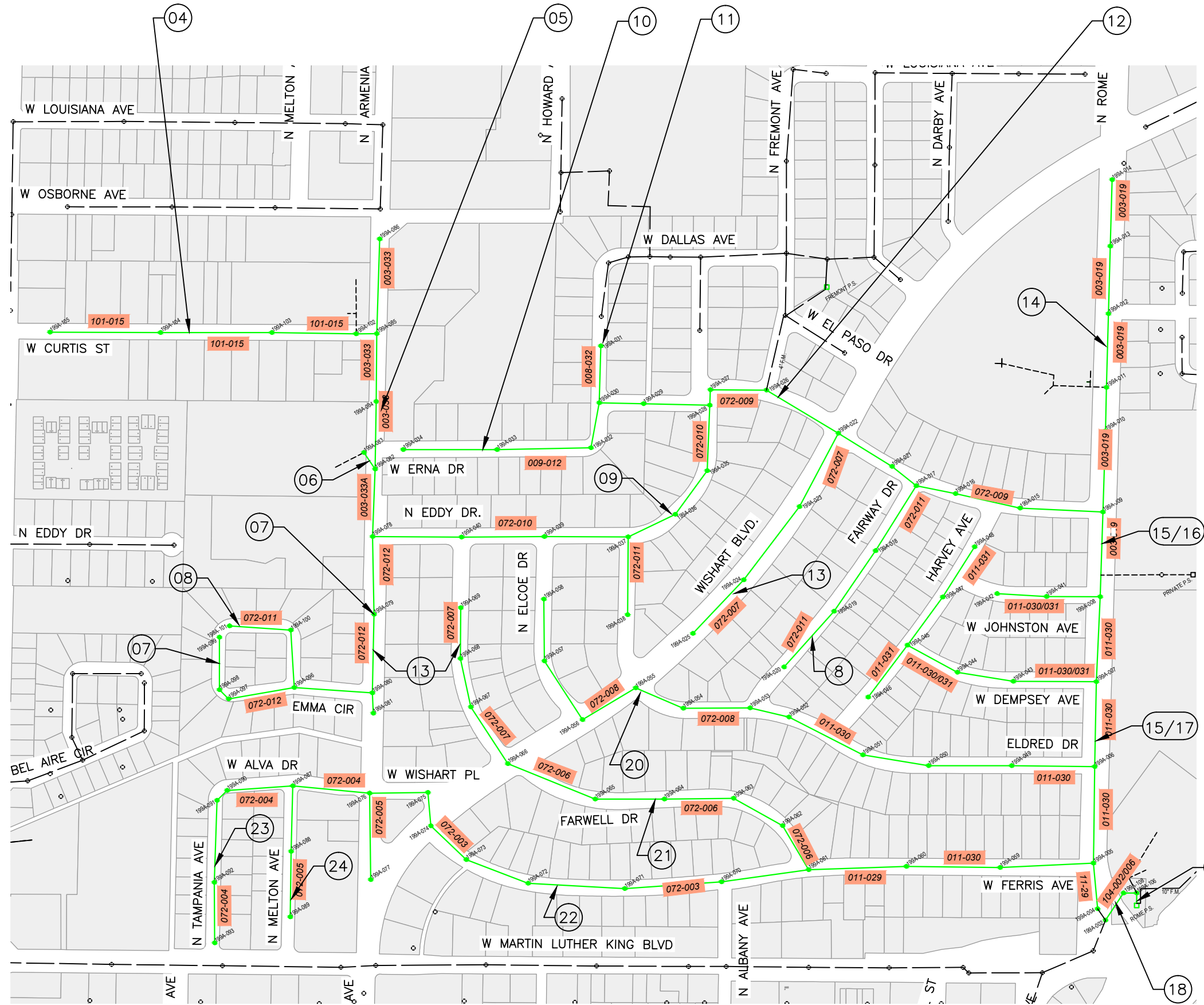
INDEX	
SHEET NUMBER	SHEET NAME
1	COVER SHEET
2	NOTE AND INDEX
3	Proposed Plan
4	As-built 101-15 - Curtis St.
5	As-built 3-33 - Armenia Ave. & Curtis St.
6	As-built 3-33A - Armenia Ave. & Erna Dr.
7	As-built 72-12 - Armenia Ave. & Emma Cir.
8	As-built 72-11 - Fairway Dr., Eldred Dr. & Emma Cir.
9	As-built 72-10 - Eddy Dr.
10	As-built 9-12 - Erna Dr.
11	As-built 8-32 - Dallas Ave.
12	As-built 72-9 - Erna Dr. & Eddy Dr.
13	As-built 72-7 - Wishart Blvd., Farewell Dr & Armenia Ave.
14	As-built 3-19 - Rome Ave & Erna Dr.
15	As-built 11-29 - Rome Ave & Ferris Ave
16	As-built 11-30 - Rome Ave & Ferris Ave
17	As-built 11-31 - Rome Ave & Erna Ave
18	As-built 102-6 - Riverview Ave
19	As-built 104-2 - Rome Ave Pump Station
20	As-built 72-8 - Wishart Blvd.
21	As-built 72-6 - Farwell Dr
22	As-built 72-3 - Ferris Ave
23	As-built 72-4 - Alva Dr
24	As-built 72-5 - Armenia Ave & Melton Ave

TRAFFIC OPERATIONS - CONTACTS NAMES			
Location	(Jurisdiction)	Contact Name	Phone Number
Ferris Ave, Wishart Blvd, Curtis St, Dallas Ave, Eddy Dr and including all other streets not mentioned	(City of Tampa)	David Houseman	274-5656
Armenia Ave.	(County)	Amos Castillo	628-5025

PLOTTED BY: Micah Ledden  
 DRAWING FILE K:\WWL\Projects\2015\2015\_0204\_Rome Collection system CIPP lining\Draw\Cover.dwg  
 CTB - WW-TOSHIBA.CTB  
 LAST SAVED BY: ss8k  
 PLOT DATE: Tuesday, January 20, 2015 2:52:48 PM

JACINTO CARLOS FERRAS, P.E. #49454 DESIGN DIVISION HEAD WASTEWATER DEPARTMENT	No.	DATE	REVISIONS	DES: CLB	<b>CITY of TAMPA</b> WASTEWATER DEPARTMENT	ROME PS COLLECTION SYSTEM REHABILITATION BY CIPP LINING NOTE AND INDEX	W.O. 1000424
	3			DRN: GAP			SHEET
	2			CKD:			2
	1			DATE:			OF 24

PLOTTED BY Micah Ledden  
 DRAWING FILE K:\WW\_Projects\2015\2015\_8204\_Rome Collection System CIPP Lining\Drawings\PROPOSED PLAN 2.dwg  
 DATE: Tuesday, January 20, 2015 2:52:58 PM  
 LAST SAVED BY ssBk  
 CTB - WW-TOSHIBA.CTB



ATLAS = F10 & F9  
 SEC.3-T.29S.-R.18E.  
 SEC.4-T.29S.-R.18E.

N.T.S.

LEGEND	
	Ex. Wastewater Pipe Proposed CIPP Liner
	Ex. Wastewater Pipe No Rehabilitation Required
	Ex. Private Wastewater Pipe No Rehab. Required

JACINTO CARLOS FERRAS, P.E. #49454  
 DESIGN DIVISION HEAD  
 WASTEWATER DEPARTMENT

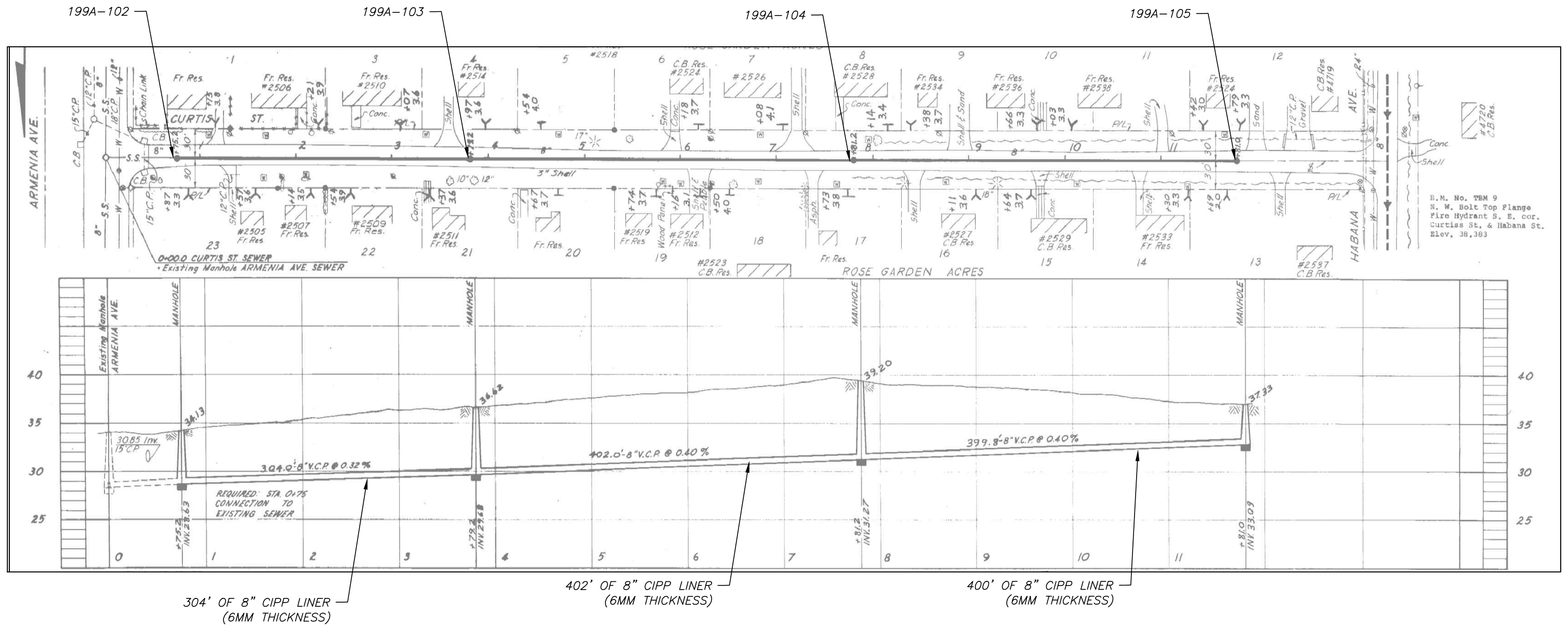
No.	DATE	REVISIONS
3		
2		
1		

DES: CB  
 DRN: GP  
 CKD:  
 DATE:

**CITY of TAMPA**  
**WASTEWATER DEPARTMENT**

**ROME PS COLLECTION SYSTEM REHABILITATION**  
**BY CIPP LINING**  
**PROPOSED PLAN**

W.O. 1000424  
 SHEET  
**3**  
 OF 24



304' OF 8" CIPP LINER (6MM THICKNESS)

402' OF 8" CIPP LINER (6MM THICKNESS)

400' OF 8" CIPP LINER (6MM THICKNESS)

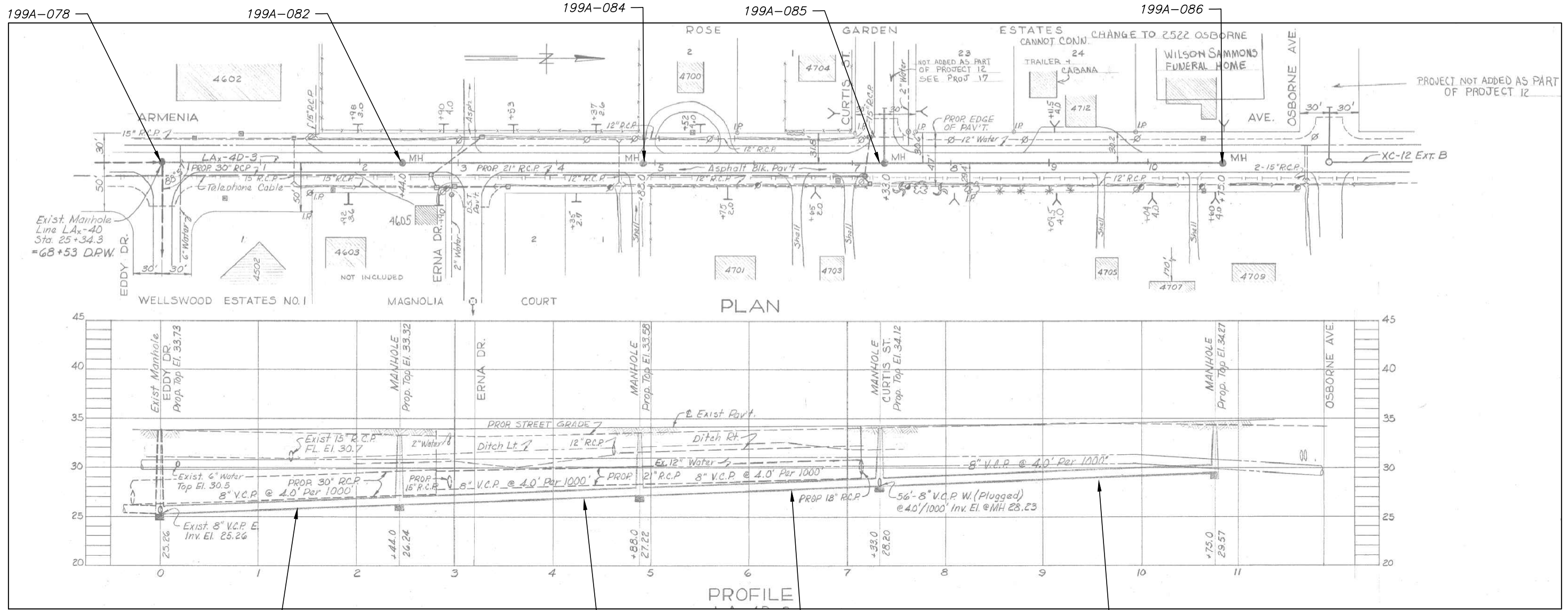
No.	DATE	REVISIONS
3		
2		
1		

DES: CB  
 DRN: MRL  
 CKD:  
 DATE:

**CITY of TAMPA**  
**WASTEWATER DEPARTMENT**

**ROME PS COLLECTION SYSTEM REHABILITATION**  
**By CIPP LINING**  
**AS-BUILT 101-15 - CURTIS ST.**

W.O. 1000424  
 SHEET  
**4**  
 OF 24



244' OF 8" CIPP LINER  
(6MM THICKNESS)

244' OF 8" CIPP LINER  
(6MM THICKNESS)

245' OF 8" CIPP LINER  
(6MM THICKNESS)

342' OF 8" CIPP LINER  
(6MM THICKNESS)

No.	DATE	REVISIONS
3		
2		
1		

DES: CB  
DRN: MRL  
CKD:  
DATE:

**CITY of TAMPA**  
WASTEWATER DEPARTMENT

ROME PS COLLECTION SYSTEM REHABILITATION  
By CIPP LINING  
AS-BUILT 3-33 - ARMENIA AVE. & CURTIS ST.

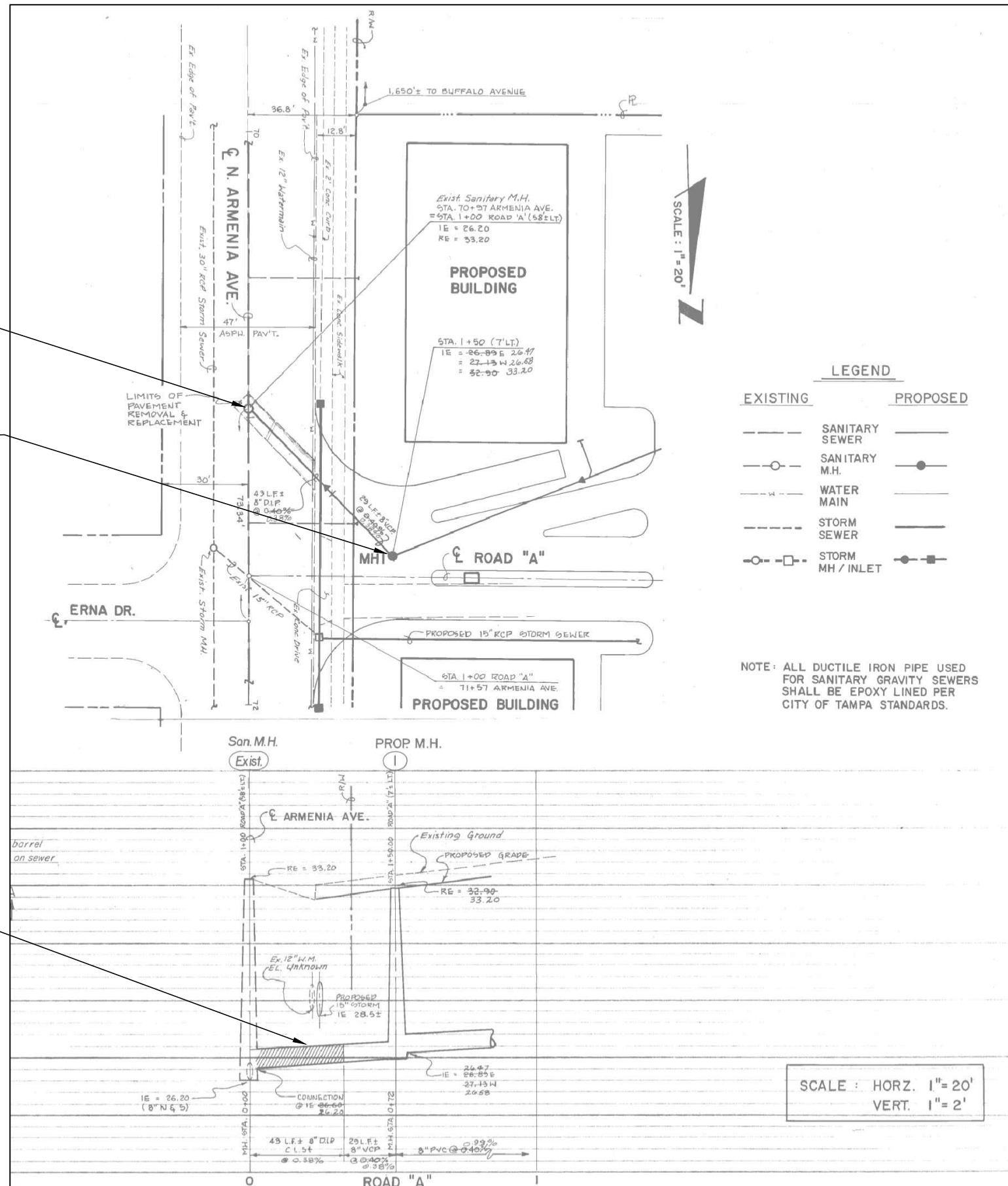
W.O. 1000424  
SHEET  
**5**  
OF 24



199A-082

199A-083

72' OF 8" CIPP LINER  
(6MM THICKNESS)



**LEGEND**

EXISTING	PROPOSED

NOTE: ALL DUCTILE IRON PIPE USED FOR SANITARY GRAVITY SEWERS SHALL BE EPOXY LINED PER CITY OF TAMPA STANDARDS.

SCALE : HORZ. 1" = 20'  
VERT. 1" = 2'

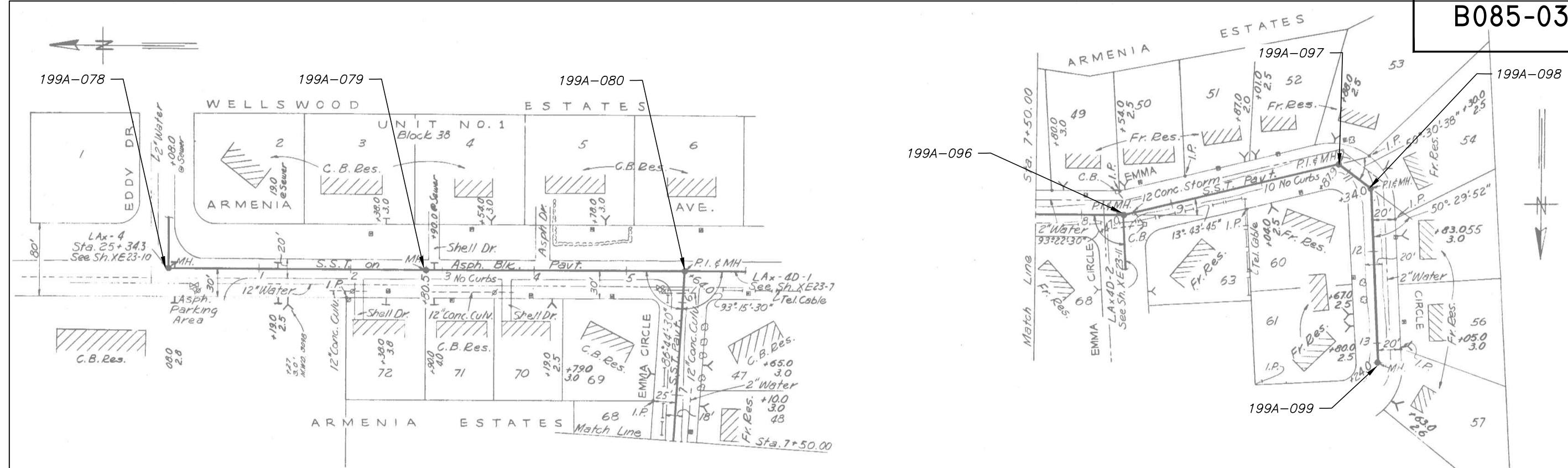
No.	DATE	REVISIONS
3		
2		
1		

DES: CB  
DRN: MRL  
CKD:  
DATE:

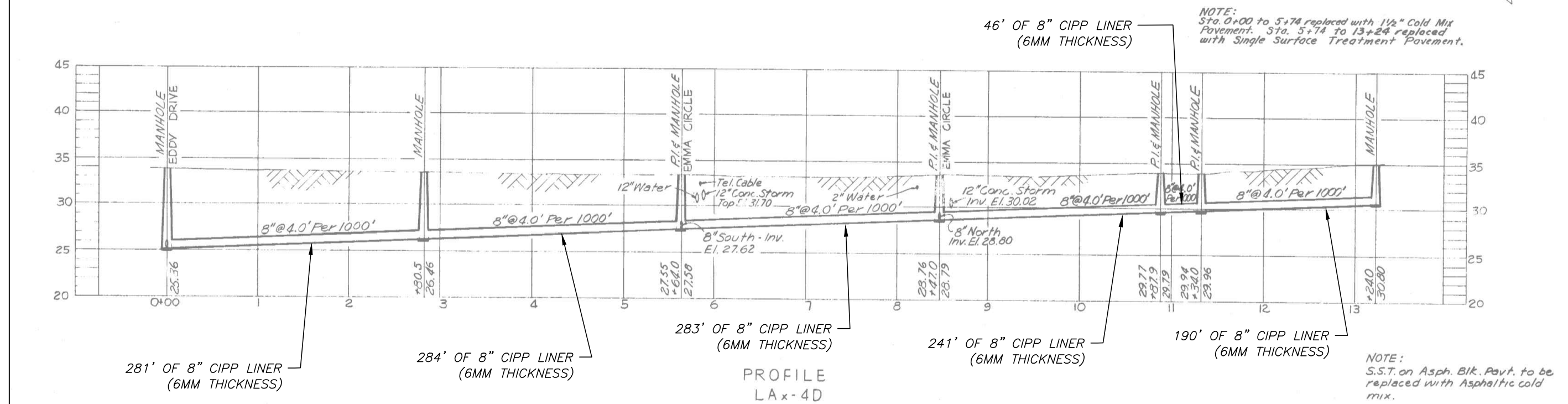
**CITY of TAMPA**  
WASTEWATER DEPARTMENT

ROME PS COLLECTION SYSTEM REHABILITATION  
By CIPP LINING  
AS-BUILT 3-33A - ARMENIA AVE. & ERNA DR.

W.O. 1000424  
SHEET  
**6**  
OF 24



PLAN



PROFILE  
LAx-4D

NOTE:  
Sta. 0+00 to 5+74 replaced with 1 1/2\"/>

NOTE:  
S.S.T. on Asph. Bk. Pavt. to be replaced with Asphaltic cold mix.

**AS BUILT PLAN**  
Revised to show actual conditions according to construction records as of March-1957.  
(J. S. H. 3-27-57)

No.	DATE	REVISIONS
3		
2		
1		

DES: CB  
DRN: MRL  
CKD:  
DATE:

**CITY of TAMPA**  
WASTEWATER DEPARTMENT

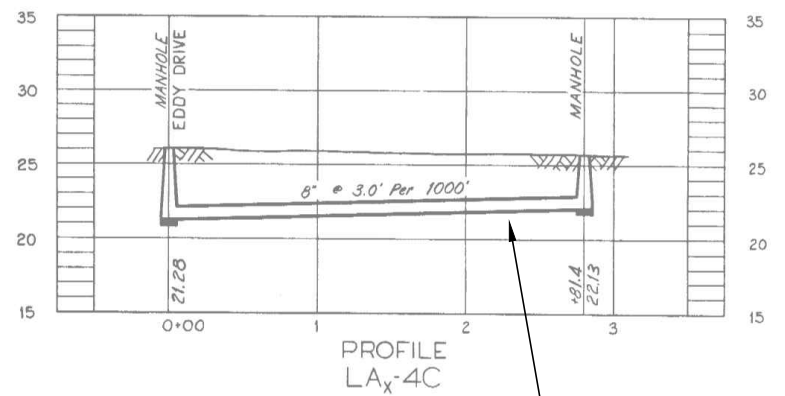
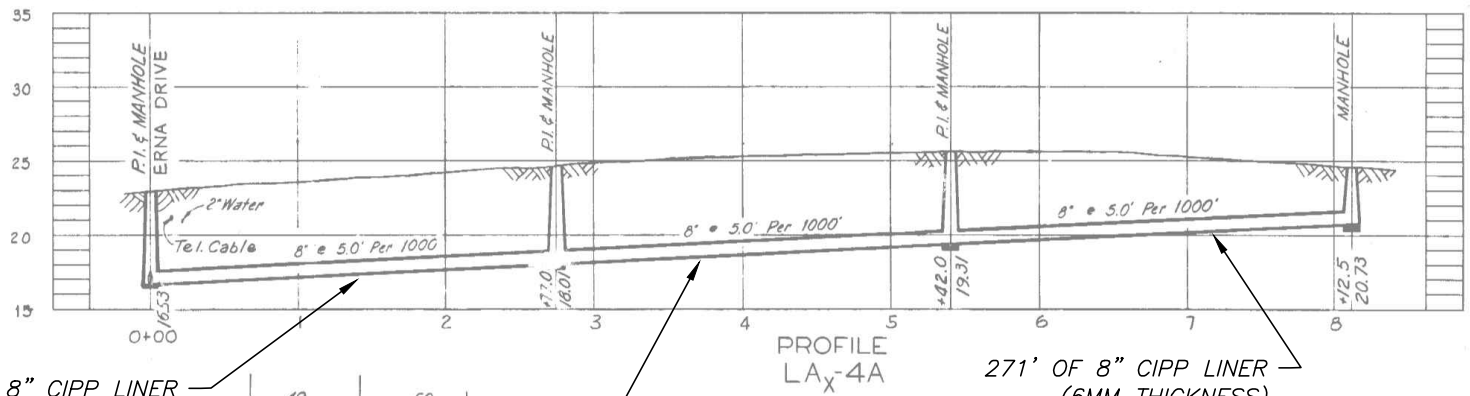
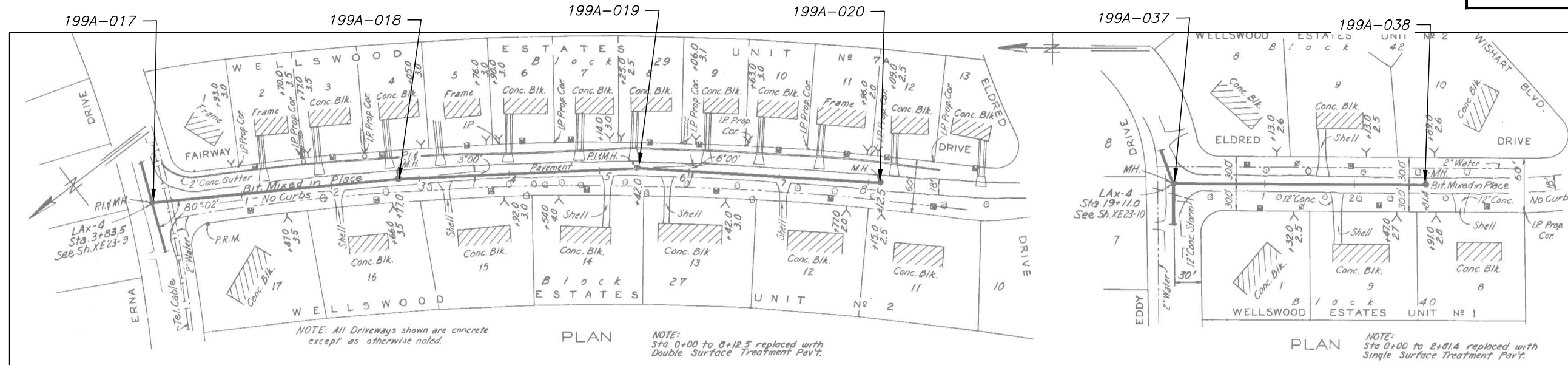
**ROME PS COLLECTION SYSTEM REHABILITATION**  
By CIPP LINING  
**AS-BUILT 72-12 - ARMENIA AVE. & EMMA CIR.**

W.O. 1000424  
SHEET  
**7**  
OF 24

User: ss8k Drawing Name: K:\WW\Projects\2015\2015\_8204\_Rome Collection system CIPP lining\Dwg\plan sheets.dwg Layout: Jan 20, 2015 - 11:43am CTB - WW-TOSHIBA.CTB

JACINTO CARLOS FERRAS, P.E.  
#49454 DESIGN DIVISION HEAD  
WASTEWATER DEPARTMENT





277' OF 8" CIPP LINER (6MM THICKNESS)

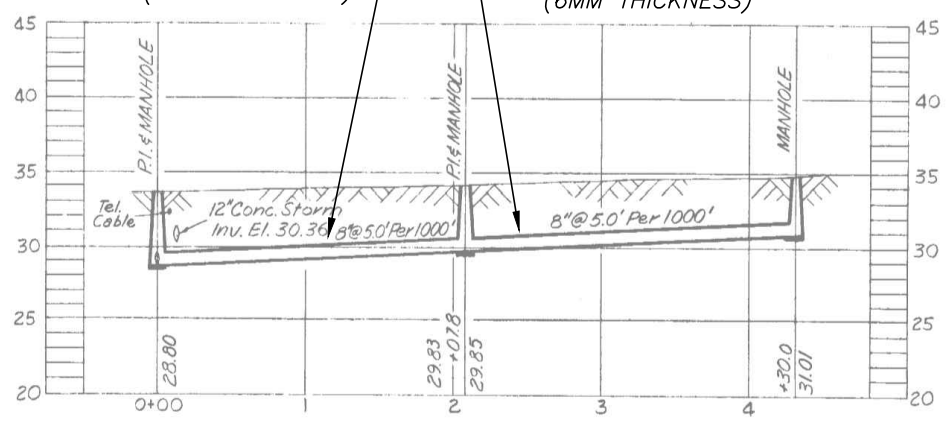
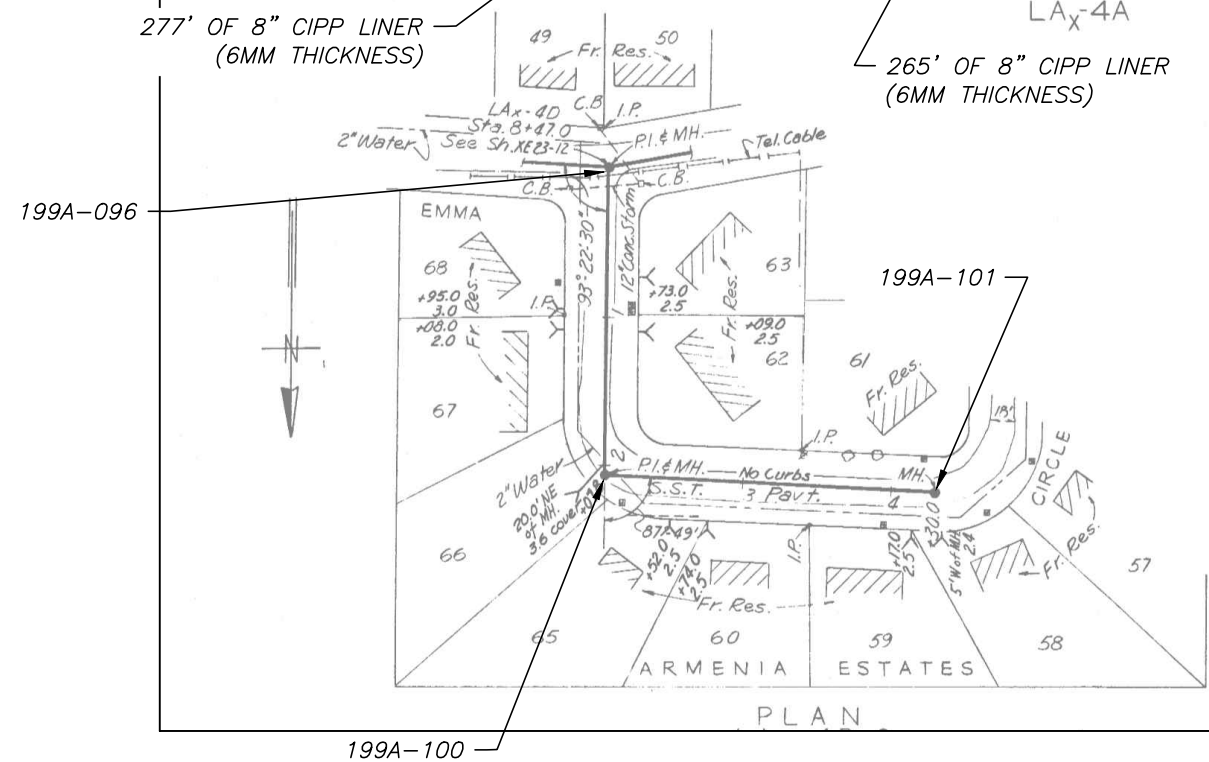
265' OF 8" CIPP LINER (6MM THICKNESS)

271' OF 8" CIPP LINER (6MM THICKNESS)

208' OF 8" CIPP LINER (6MM THICKNESS)

222' OF 8" CIPP LINER (6MM THICKNESS)

282' OF 8" CIPP LINER (6MM THICKNESS)



**AS BUILT PLAN**  
Revised to show actual conditions according to construction records as of March-1957. (U.S.H. 3-27-57)

No.	DATE	REVISIONS
3		
2		
1		

DES: CB  
DRN: MRL  
CKD:  
DATE:

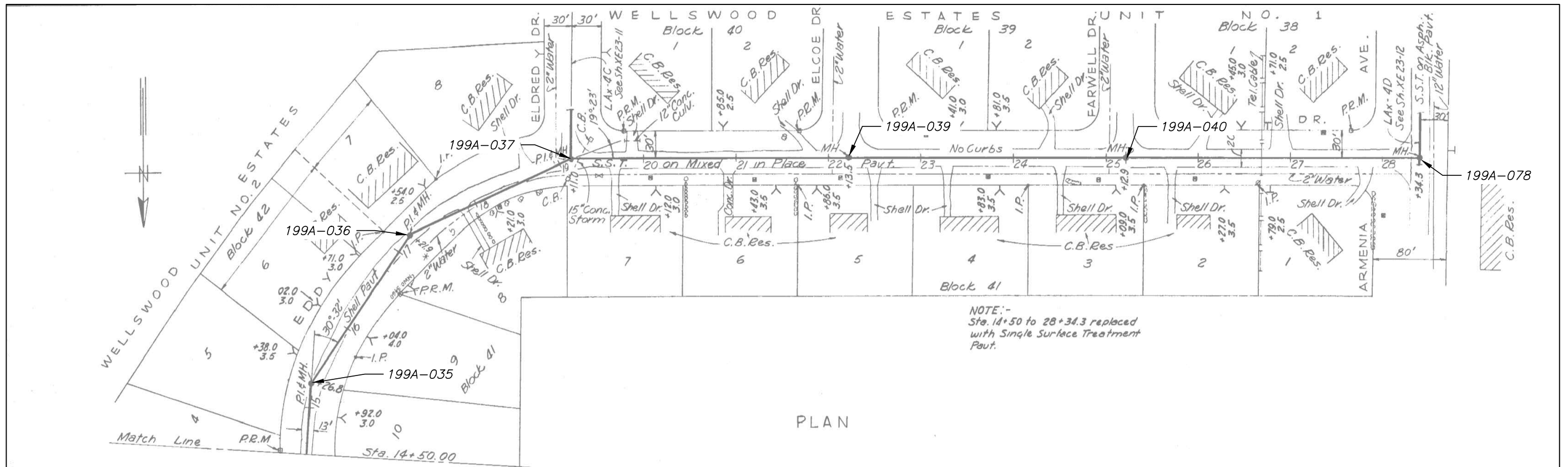
**CITY of TAMPA**  
WASTEWATER DEPARTMENT

**ROME PS COLLECTION SYSTEM REHABILITATION**  
BY CIPP LINING  
AS-BUILT 72-II - FAIRWAY DR., ELDRED DR. & EMMA CIR.

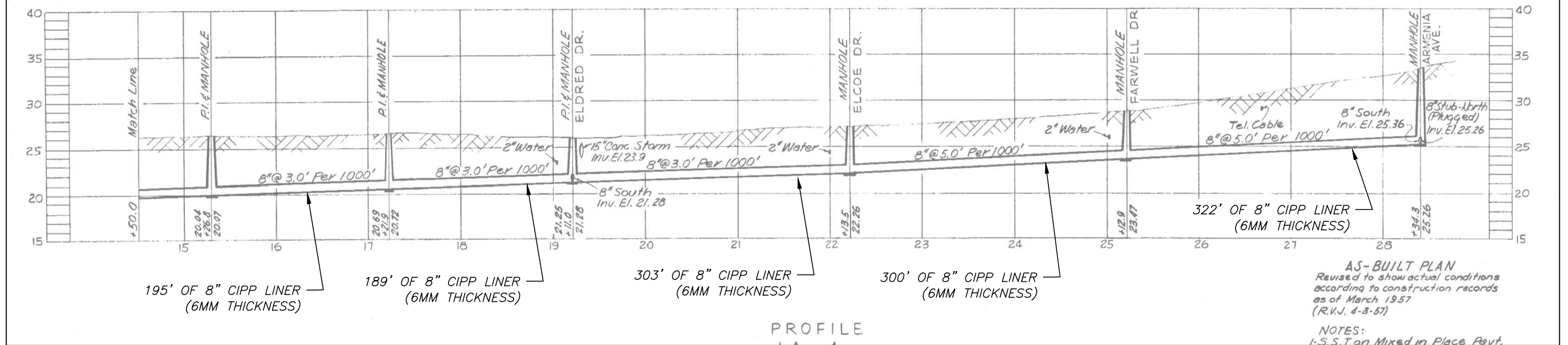
W.O. 1000424  
SHEET  
**8**  
OF 24

User: ss8k Drawing Name: K:\WW\Projects\2015\2015\_8204\_Rome Collection system CIPP lining\Dwg\plan sheets.dwg Layout: Jan 20, 2015 - 11:43am CTB - WW-TOSHIBA.CTB

JACINTO CARLOS FERRAS, P.E.  
#49454 DESIGN DIVISION HEAD  
WASTEWATER DEPARTMENT



PLAN



PROFILE

**AS-BUILT PLAN**  
 Revised to show actual conditions according to construction records as of March 1957 (R.V.J. 4-3-57)  
 NOTES:  
 1- S.S.T. on Mixed in Place Pavt.

No.	DATE	REVISIONS
3		
2		
1		

DES: CB  
 DRN: MRL  
 CKD:  
 DATE:

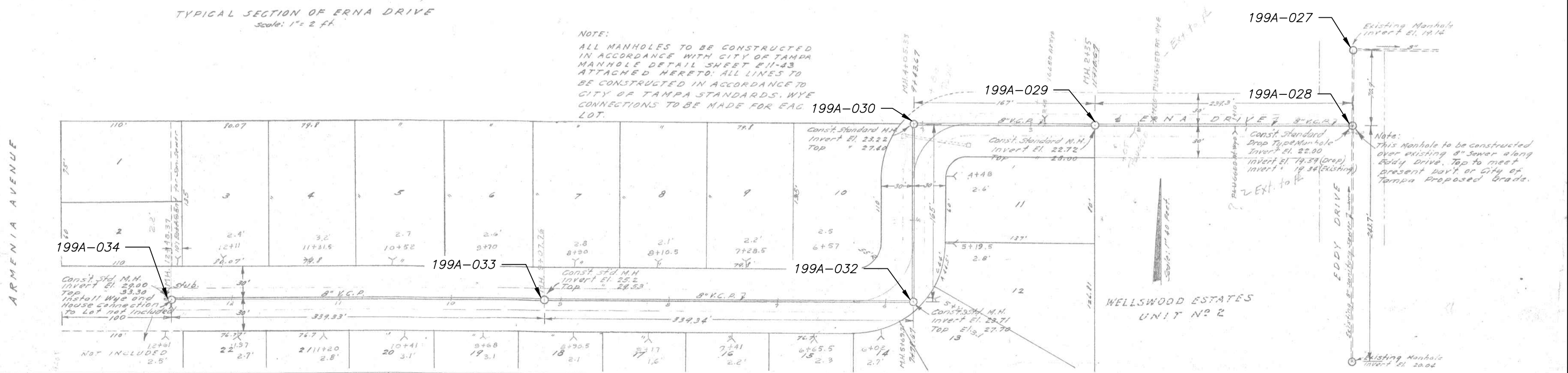
**CITY of TAMPA**  
 WASTEWATER DEPARTMENT

**ROME PS COLLECTION SYSTEM REHABILITATION**  
 BY CIPP LINING  
 AS-BUILT 72-10 - EDDY DR.

W.O. 1000424  
 SHEET  
**9**  
 OF 24

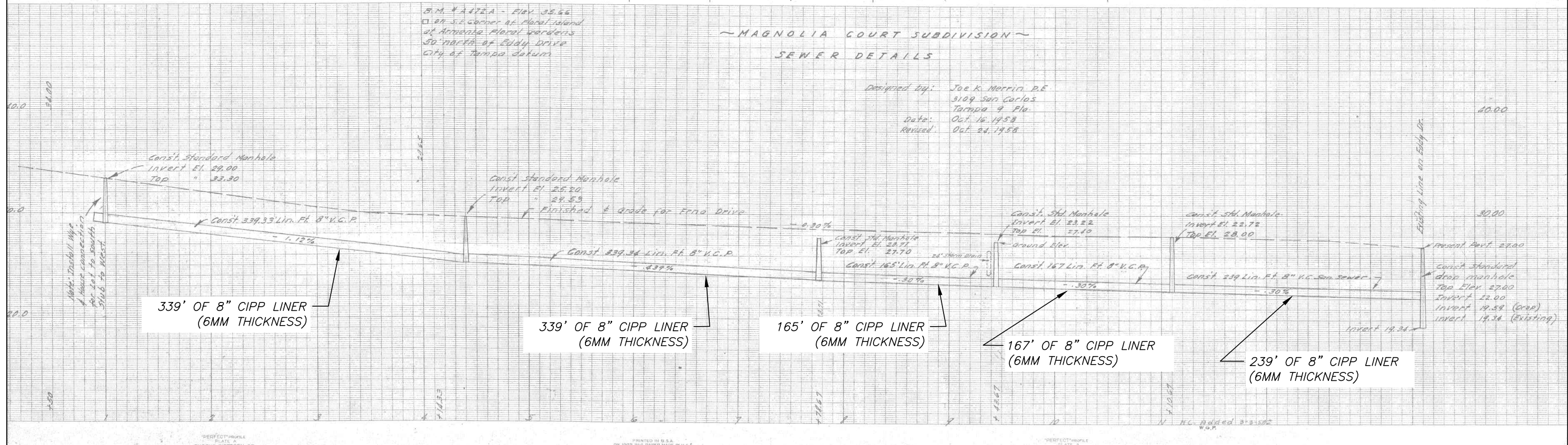
TYPICAL SECTION OF ERNA DRIVE  
Scale: 1" = 2' ft.

NOTE:  
ALL MANHOLES TO BE CONSTRUCTED IN ACCORDANCE WITH CITY OF TAMPA MANHOLE DETAIL SHEET E11-53 ATTACHED HERETO. ALL LINES TO BE CONSTRUCTED IN ACCORDANCE TO CITY OF TAMPA STANDARDS. WYE CONNECTIONS TO BE MADE FOR EACH LOT.



MAGNOLIA COURT SUBDIVISION  
SEWER DETAILS

Designed by: Joe K. Merrin, P.E.  
3109 San Carlos  
Tampa 4 Fla.  
Date: Oct. 16, 1958  
Revised: Oct. 24, 1958



339' OF 8" CIPP LINER (6MM THICKNESS)

339' OF 8" CIPP LINER (6MM THICKNESS)

165' OF 8" CIPP LINER (6MM THICKNESS)

167' OF 8" CIPP LINER (6MM THICKNESS)

239' OF 8" CIPP LINER (6MM THICKNESS)

No.	DATE	REVISIONS
3		
2		
1		

JACINTO CARLOS FERRAS, P.E.  
#49454 DESIGN DIVISION HEAD  
WASTEWATER DEPARTMENT

DES: CB  
DRN: MRL  
CKD:  
DATE:

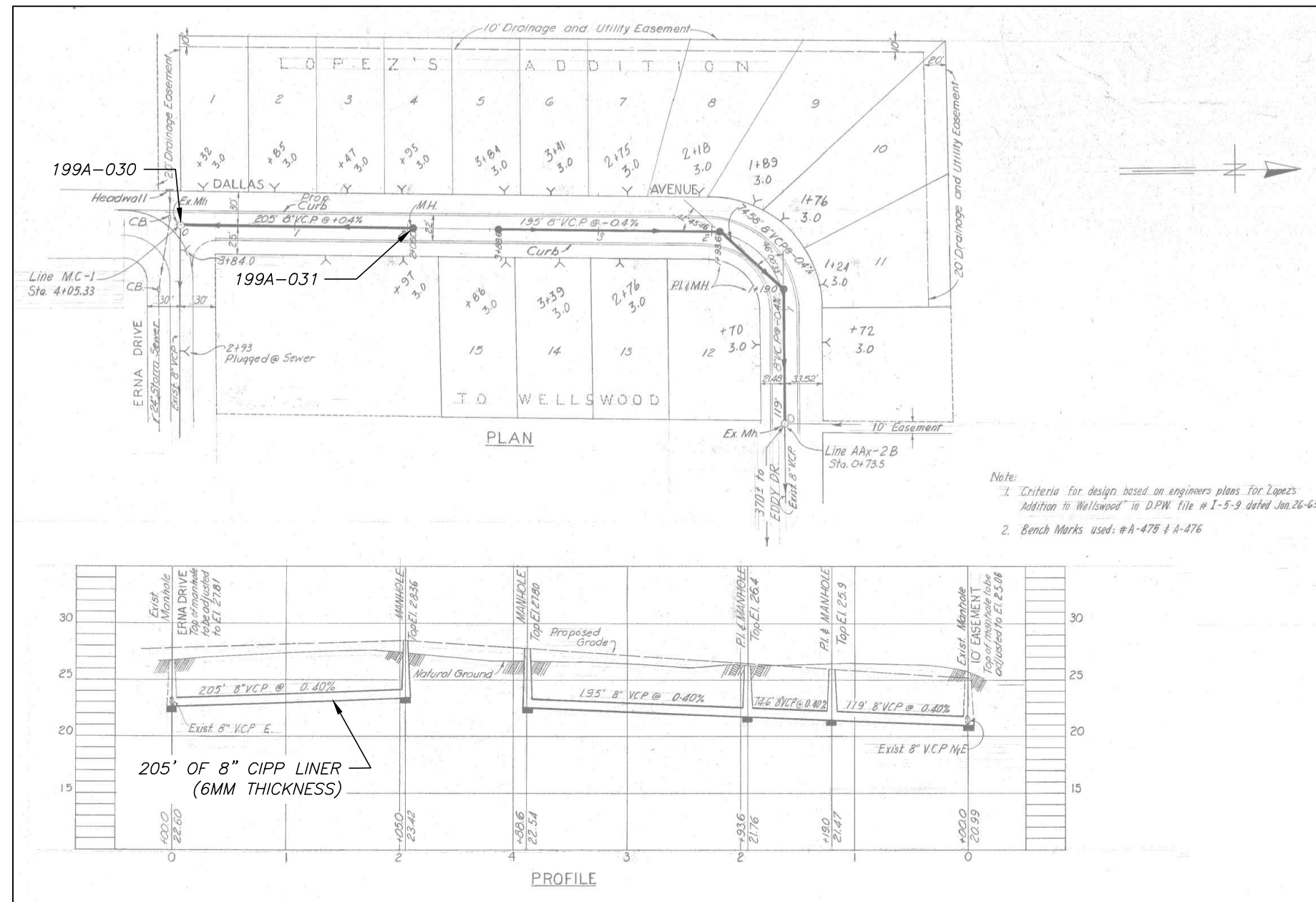
CITY of TAMPA  
WASTEWATER DEPARTMENT

ROME PS COLLECTION SYSTEM REHABILITATION  
By CIPP LINING  
AS-BUILT 9-12 - ERNA DR.

W.O. 1000424  
SHEET  
10  
OF 24

User: ss8k Drawing Name: K:\WW\Projects\2015\2015\_8204\_Rome Collection system CIPP lining\Dwg\plan sheets.dwg  
Layout: Jan 20, 2015 - 11:43am CTB - WW-TOSHIBA.CTB





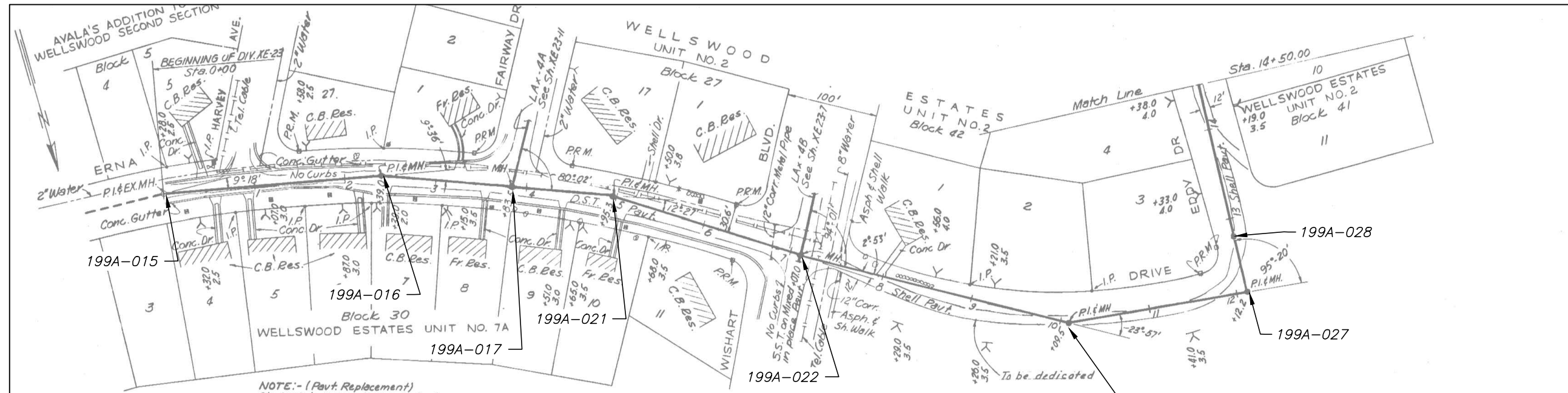
No.	DATE	REVISIONS
3		
2		
1		

DES: CB  
 DRN: MRL  
 CKD:  
 DATE:

**CITY of TAMPA**  
**WASTEWATER DEPARTMENT**

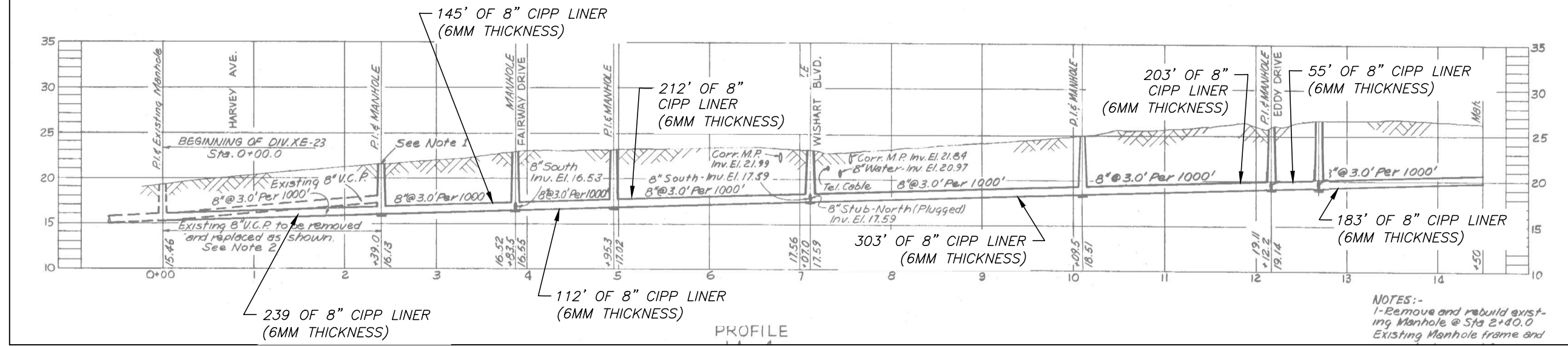
**ROME PS COLLECTION SYSTEM REHABILITATION**  
**BY CIPP LINING**  
**AS-BUILT 8-32 - DALLAS AVE.**

W.O. 1000424  
 SHEET  
**11**  
 OF 24



NOTE:- (Pavt. Replacement)  
 Sta. 0+00 to 7+00 with D.S.T. Pavt.  
 Sta. 7+00 to 7+20 with 1 1/2" Cold Mix Pavt.  
 Sta. 7+20 to 13+00 with Shell Base.  
 Sta. 13+00 to 14+50 with S.S.T. Pavt.

PLAN



NOTES:-  
 1-Remove and rebuild exist-  
 ing Manhole @ Sta 2+40.0  
 Existing Manhole frame and

PROFILE

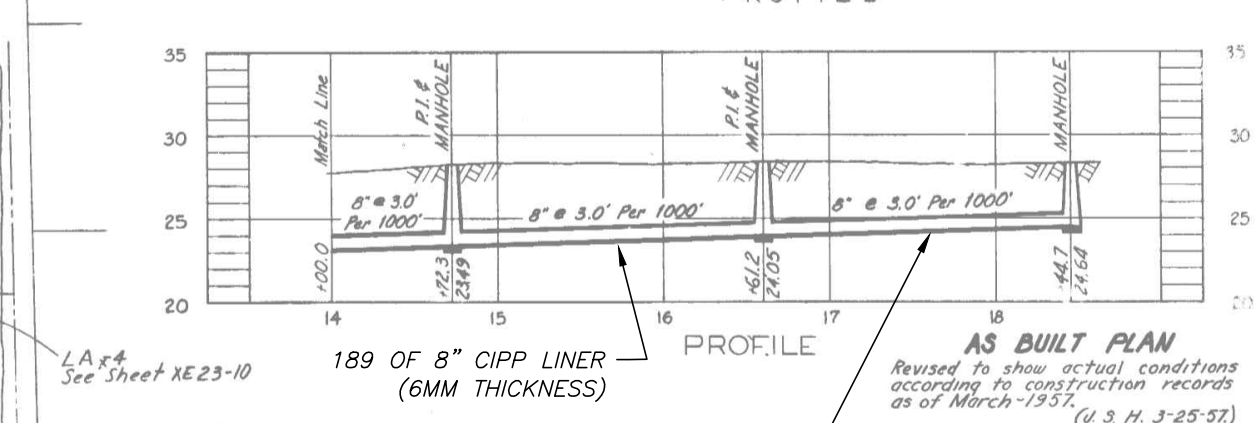
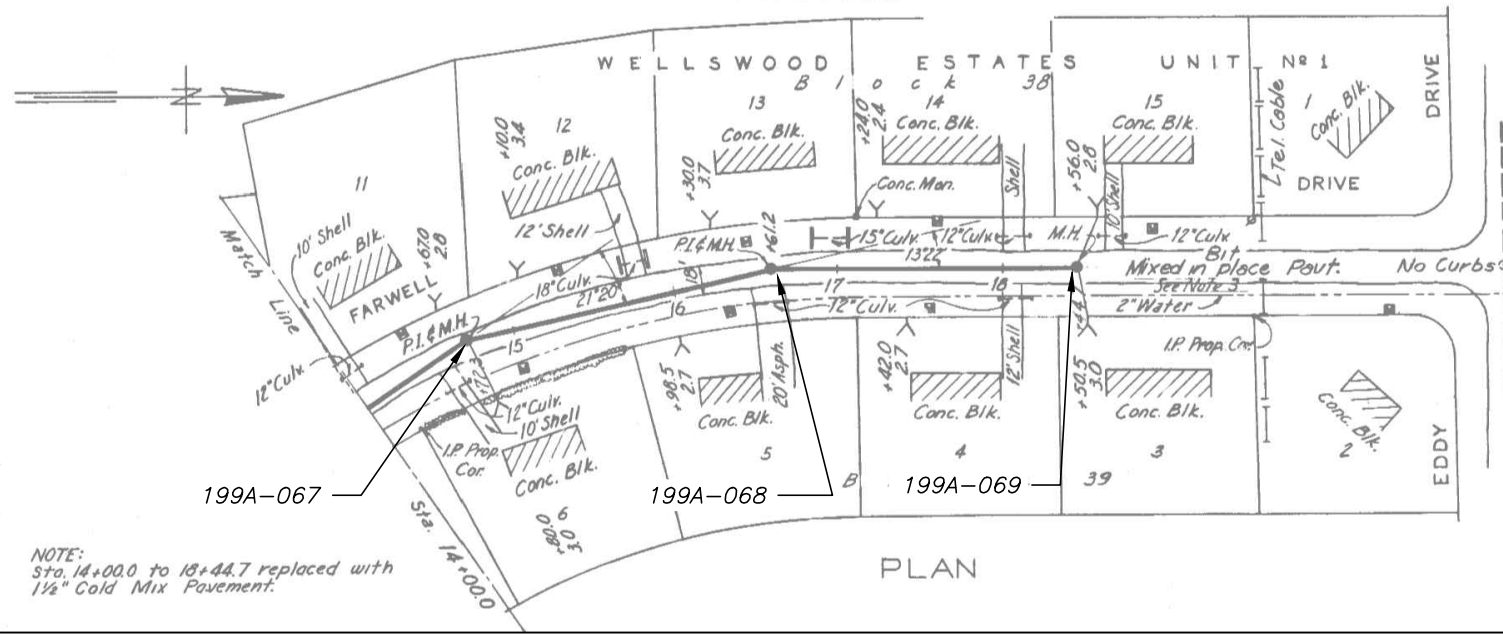
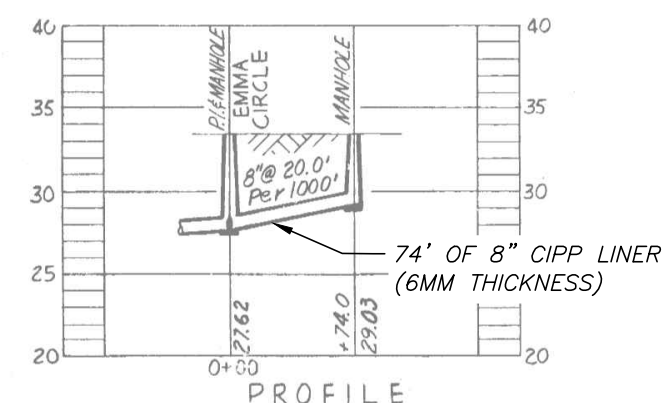
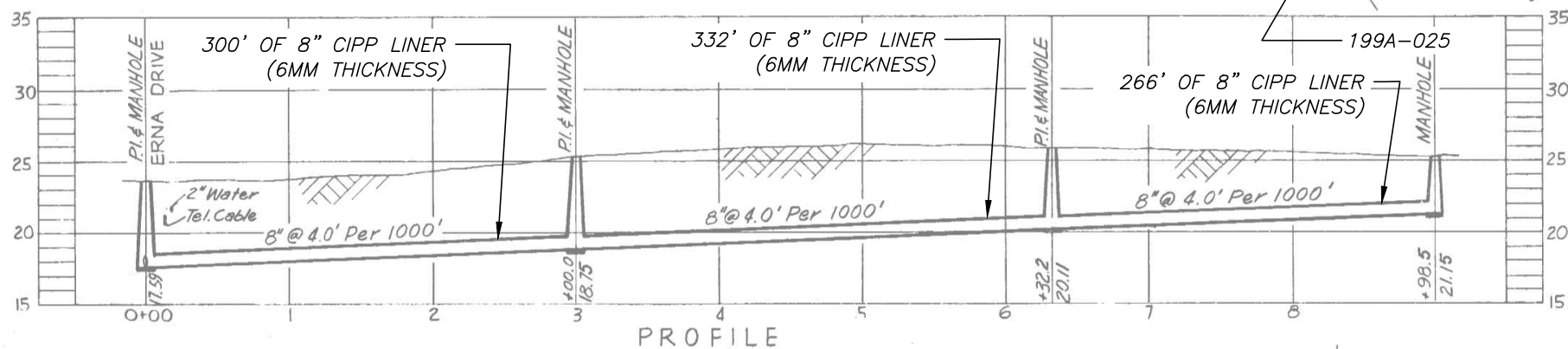
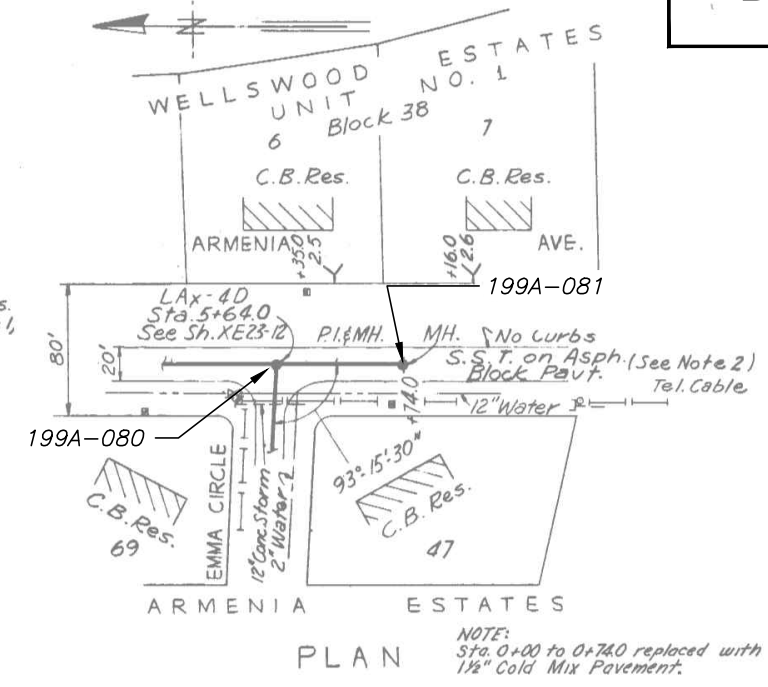
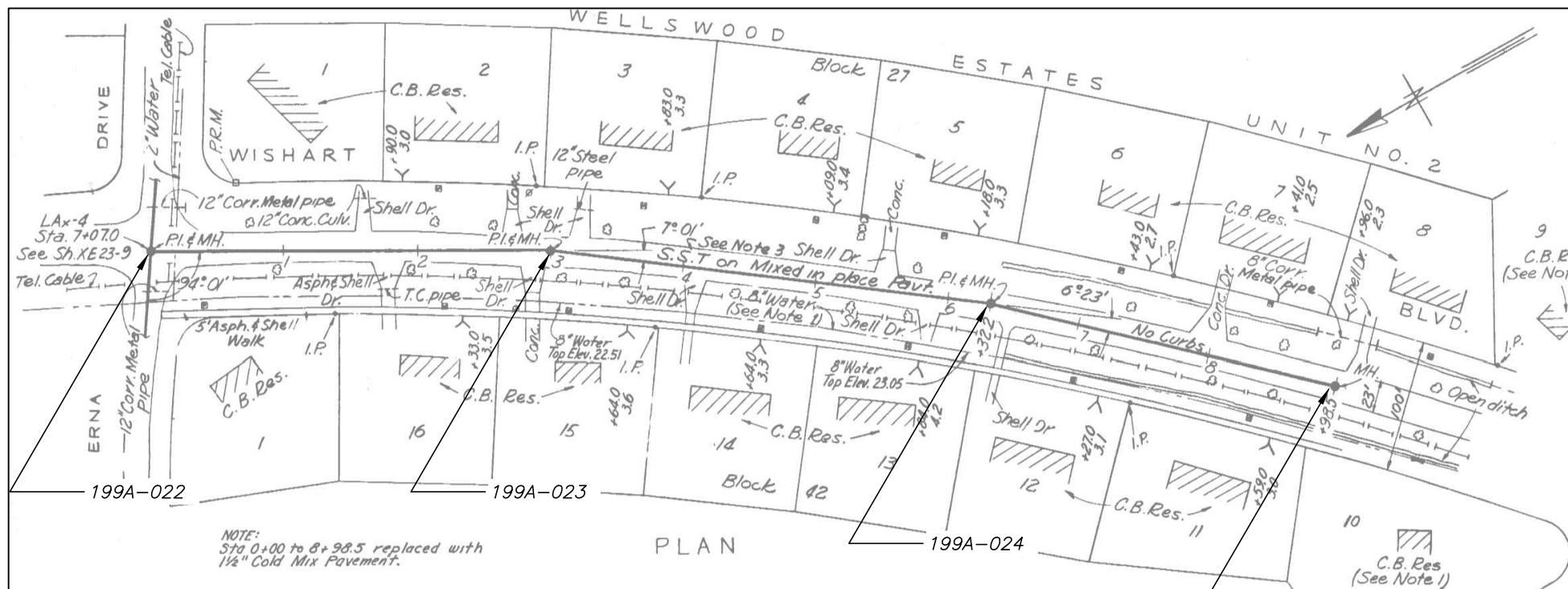
No.	DATE	REVISIONS
3		
2		
1		

DES: CB  
 DRN: MRL  
 CKD:  
 DATE:

**CITY of TAMPA**  
**WASTEWATER DEPARTMENT**

**ROME PS COLLECTION SYSTEM REHABILITATION**  
**BY CIPP LINING**  
**AS-BUILT 72-9 - ERNA DR. & EDDY DR.**

W.O. 1000424  
 SHEET  
**12**  
 OF 24



- NOTES:
1. Lot 9 to be served by Line LAx-3 (See Sheet XE23-8). Lot 10 to be served by Line LAx-4C. (See Sheet XE23-11)
  2. All pavement on these lines to be replaced with Asphaltic Cold Mix

**AS BUILT PLAN**  
Revised to show actual conditions according to construction records as of March-1957. (U.S.H. 3-25-57.)

No.	DATE	REVISIONS
3		
2		
1		

JACINTO CARLOS FERRAS, P.E.  
#49454 DESIGN DIVISION HEAD  
WASTEWATER DEPARTMENT

DES: CB  
DRN: MRL  
CKD:  
DATE:

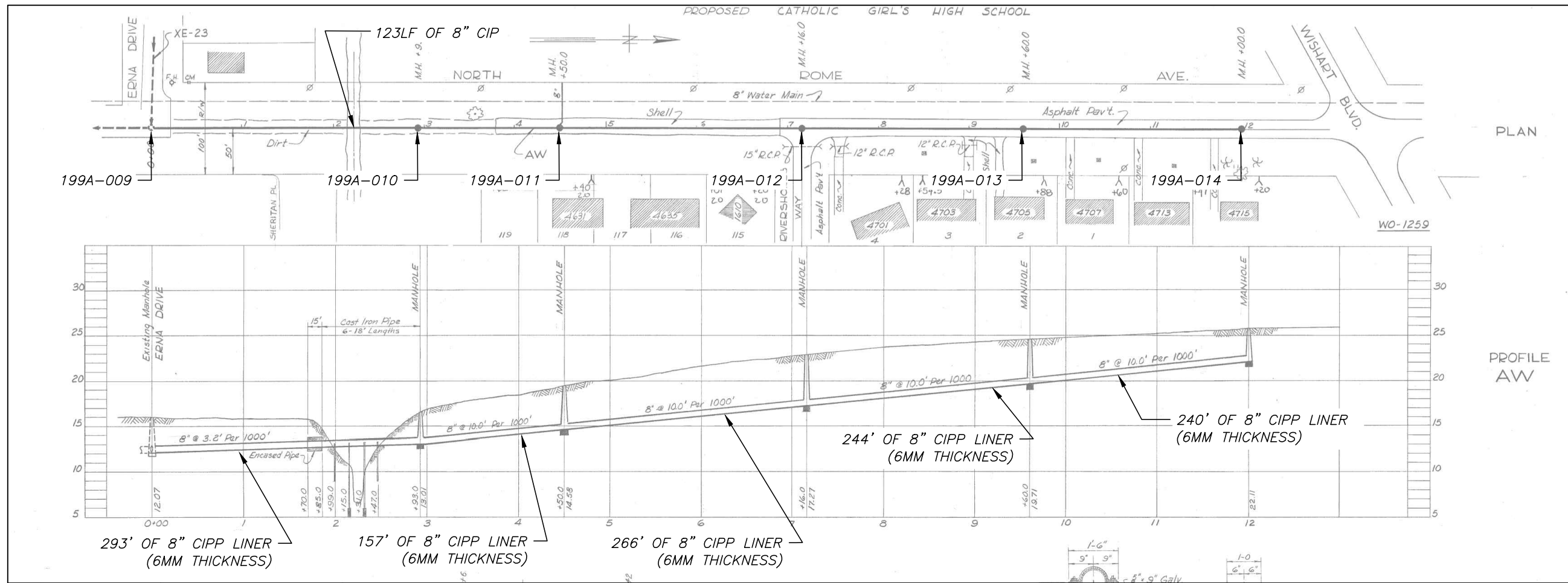
**CITY of TAMPA**  
WASTEWATER DEPARTMENT

**ROME PS COLLECTION SYSTEM REHABILITATION**  
By CIPP LINING  
AS-BUILT 72-7 - WISHART BLVD.,  
FAREWELL DR & ARMENIA AVE.

W.O. 1000424  
SHEET  
**13**  
OF 24

User: ss8k Drawing Name: K:\NW\Projects\2015\2015\_8204\_Rome Collection system CIPP lining\DWG\plan sheets.dwg Layout: Jan 20, 2015 - 11:43am CTB - WW-TOSHIBA.CTB





User: ss8k Drawing Name: K:\WW\_Projects\2015\_8204\_Rome Collection system CIPP lining\Dwg\plan sheets.dwg Layout: Jan 20, 2015 - 11:43am CTB - WW-TOSHIBA.CTB

No.	DATE	REVISIONS
3		
2		
1		

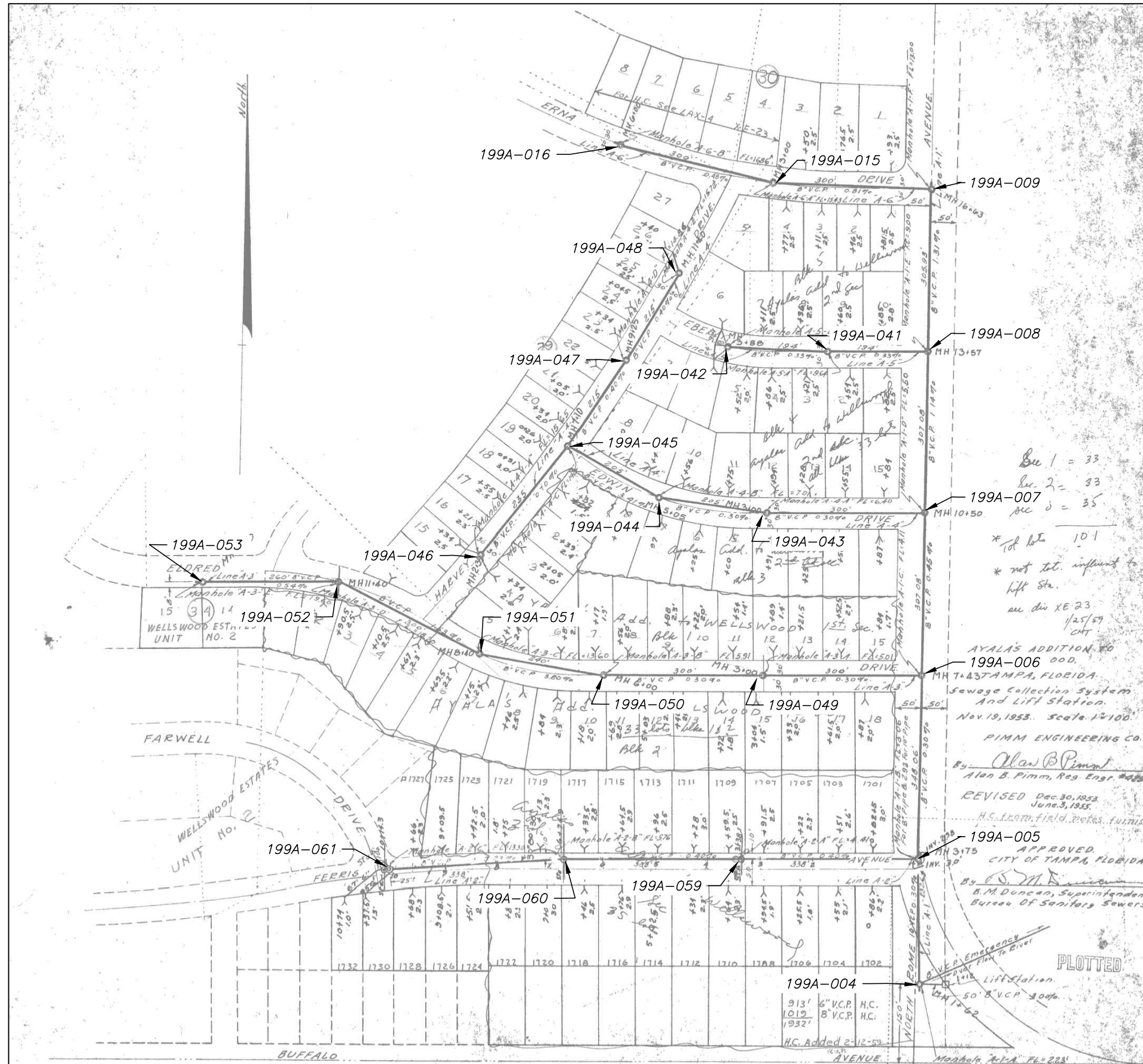
DES: CB  
 DRN: MRL  
 CKD:  
 DATE:

**CITY of TAMPA**  
 WASTEWATER DEPARTMENT

ROME PS COLLECTION SYSTEM REHABILITATION  
 BY CIPP LINING  
 AS-BUILT 3-19 - ROME AVE & ERNA DR.

W.O. 1000424  
 SHEET  
**14**  
 OF 24

JACINTO CARLOS FERRAS, P.E.  
 #49454 DESIGN DIVISION HEAD  
 WASTEWATER DEPARTMENT



Sec 1 = 33  
 Sec 2 = 33  
 Sec 3 = 35  
 \* of lot 101  
 \* not tot. influent to lift sta.  
 as dir XE 23  
 1/25/59  
 CNT  
 AYALA'S ADDITION TO  
 199A-006  
 T. & STAMPA, FLORIDA  
 Sewage Collection System  
 And Lift Station.  
 Nov. 19, 1953. Scale 1/2"=100'  
 PIMM ENGINEERING CO.  
 By Alan B. Pimm  
 Alan B. Pimm, Reg. Engr. #4225  
 REVISED Dec. 30, 1953  
 June 3, 1955  
 H.S. from field notes furnished  
 APPROVED  
 CITY OF TAMPA, FLORIDA  
 By B.M. Duncan  
 B.M. Duncan, Superintendent  
 Bureau Of Sanitary Sewers  
 PLOTTED

REFER TO PROFILE SHEETS 16 & 17

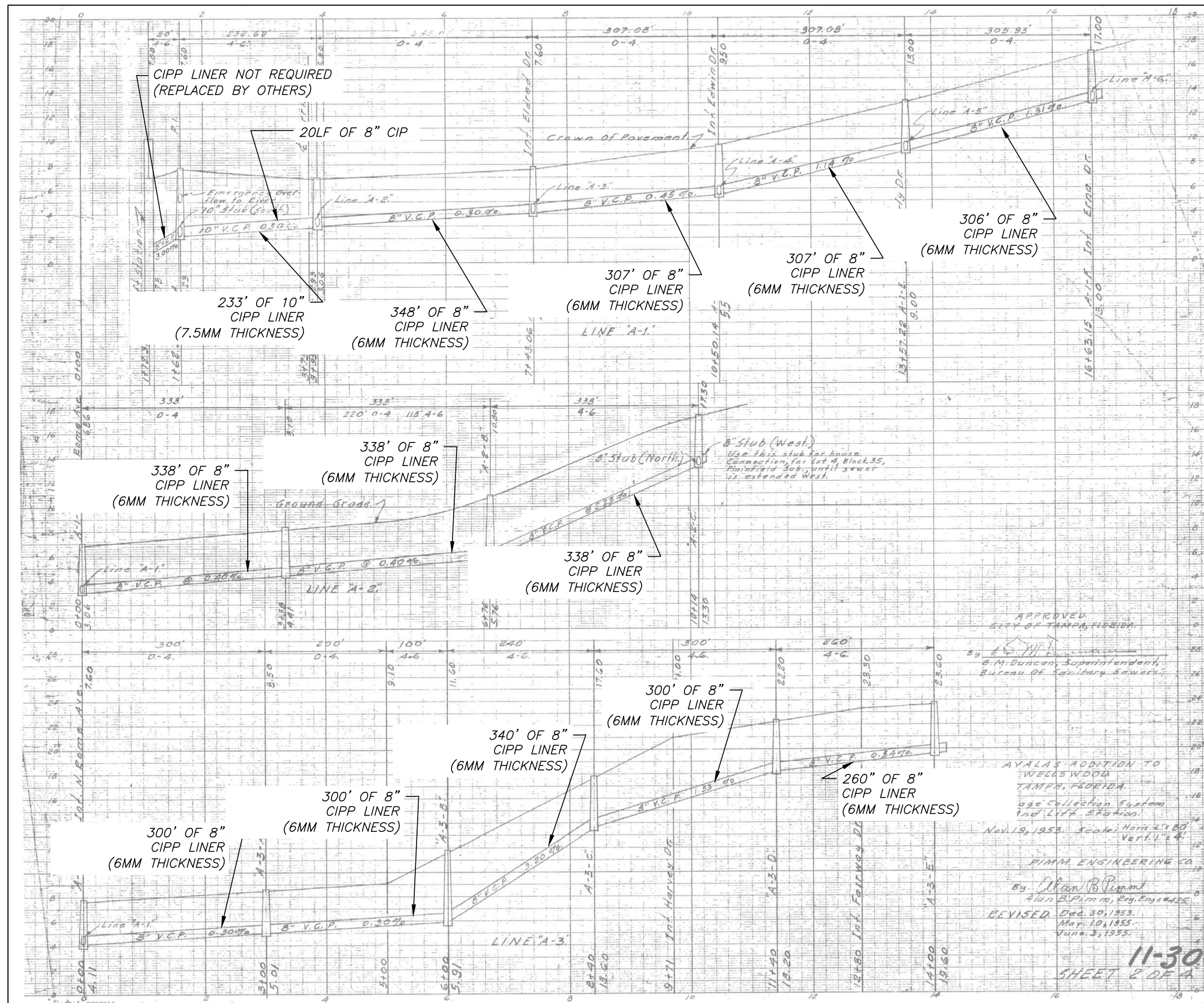
No.	DATE	REVISIONS
3		
2		
1		

DES: CB  
 DRN: MRL  
 CKD:  
 DATE:

**CITY of TAMPA**  
**WASTEWATER DEPARTMENT**

**ROME PS COLLECTION SYSTEM REHABILITATION BY CIPP**  
**LINING**  
**AS-BUILT II-29 - ROME AVE & FERRIS AVE**

W.O. 1000424  
 SHEET  
**15**  
 OF 24



APPROVED  
CITY OF TAMPA, FLORIDA

By: *[Signature]*  
B.M. Duncan, Superintendent,  
Bureau of Sanitary Sewers

AYALAS ADDITION TO  
WELLSWOOD  
TAMPA, FLORIDA  
Sewerage Collection System  
and Lift Station  
Nov. 19, 1953. Scale: Horiz. 1" = 40'  
Vert. 1" = 4'

PIMM ENGINEERING CO.  
By: *[Signature]*  
Alan B. Pimm, Reg. Engineer  
REVISD. Dec. 30, 1953.  
May 10, 1955.  
June 3, 1955.

11-30  
SHEET 2 OF 4

REFER TO PLAN SHEET 15

No.	DATE	REVISIONS
3		
2		
1		

JACINTO CARLOS FERRAS, P.E.  
#49454 DESIGN DIVISION HEAD  
WASTEWATER DEPARTMENT

DES: CB  
DRN: MRL  
CKD:  
DATE:

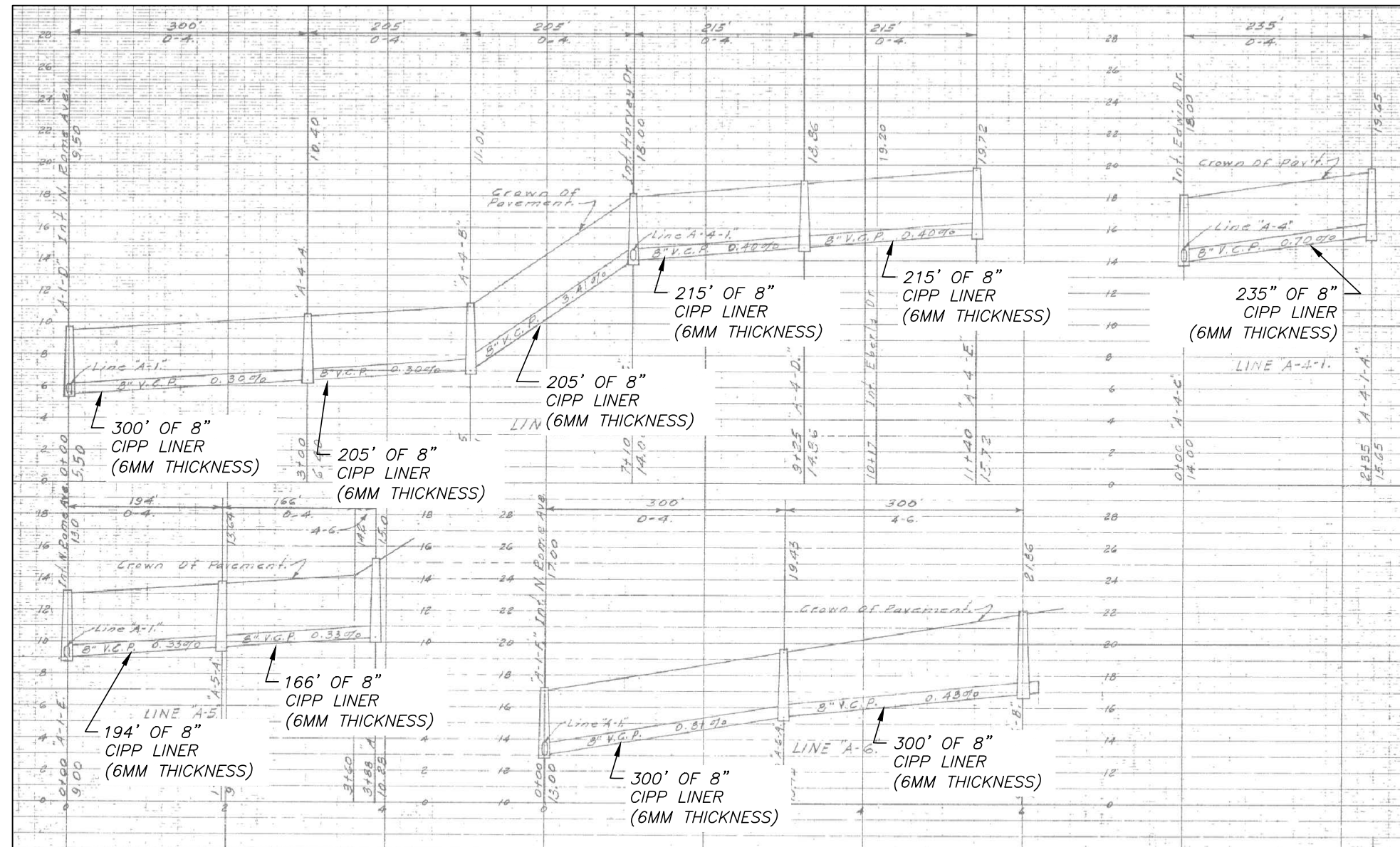
CITY of TAMPA  
WASTEWATER DEPARTMENT

ROME PS COLLECTION SYSTEM REHABILITATION BY CIPP LINING  
AS-BUILT 11-30 - ROME AVE & FERRIS AVE

W.O. 1000424  
SHEET  
16  
OF 24

User: ss8k Drawing Name: K:\WW\Projects\2015\2015\_8204\_Rome Collection system CIPP lining\DWG\plan sheets.dwg Layout: Jan 20, 2015 - 11:43am CTB - WW-TOSHIBA.CTB





REFER TO PLAN SHEET 15

No.	DATE	REVISIONS
3		
2		
1		

JACINTO CARLOS FERRAS, P.E.  
#49454 DESIGN DIVISION HEAD  
WASTEWATER DEPARTMENT

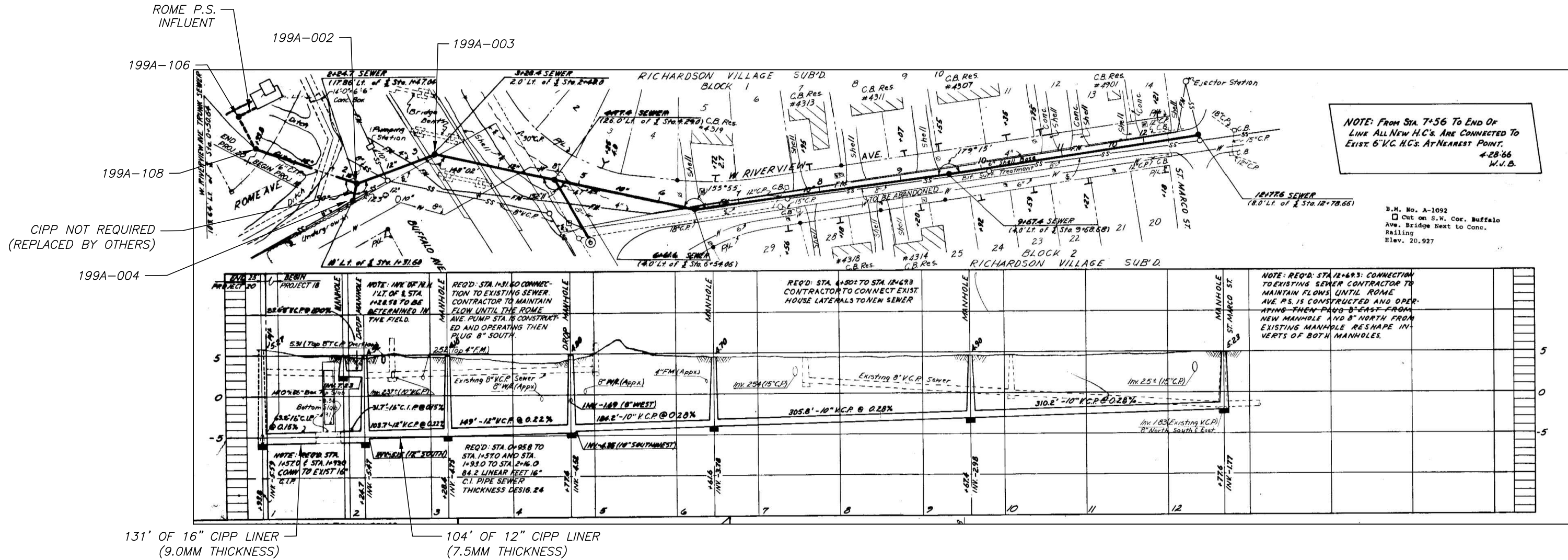
DES: CB  
DRN: MRL  
CKD:  
DATE:

**CITY of TAMPA**  
WASTEWATER DEPARTMENT

ROME PS COLLECTION SYSTEM REHABILITATION BY CIPP  
LINING  
AS-BUILT 11-31 - ROME AVE & ERNA AVE

W.O. 1000424  
SHEET  
**17**  
OF 24

User: ss8k Drawing Name: K:\WW\_Projects\2015\_8204\_Rome Collection system CIPP lining\Draw plan sheets.dwg Layout: Jan 20, 2015 - 11:43am CTB - WW-TOSHIBA.CTB



131' OF 16" CIPP LINER (9.0MM THICKNESS)

104' OF 12" CIPP LINER (7.5MM THICKNESS)

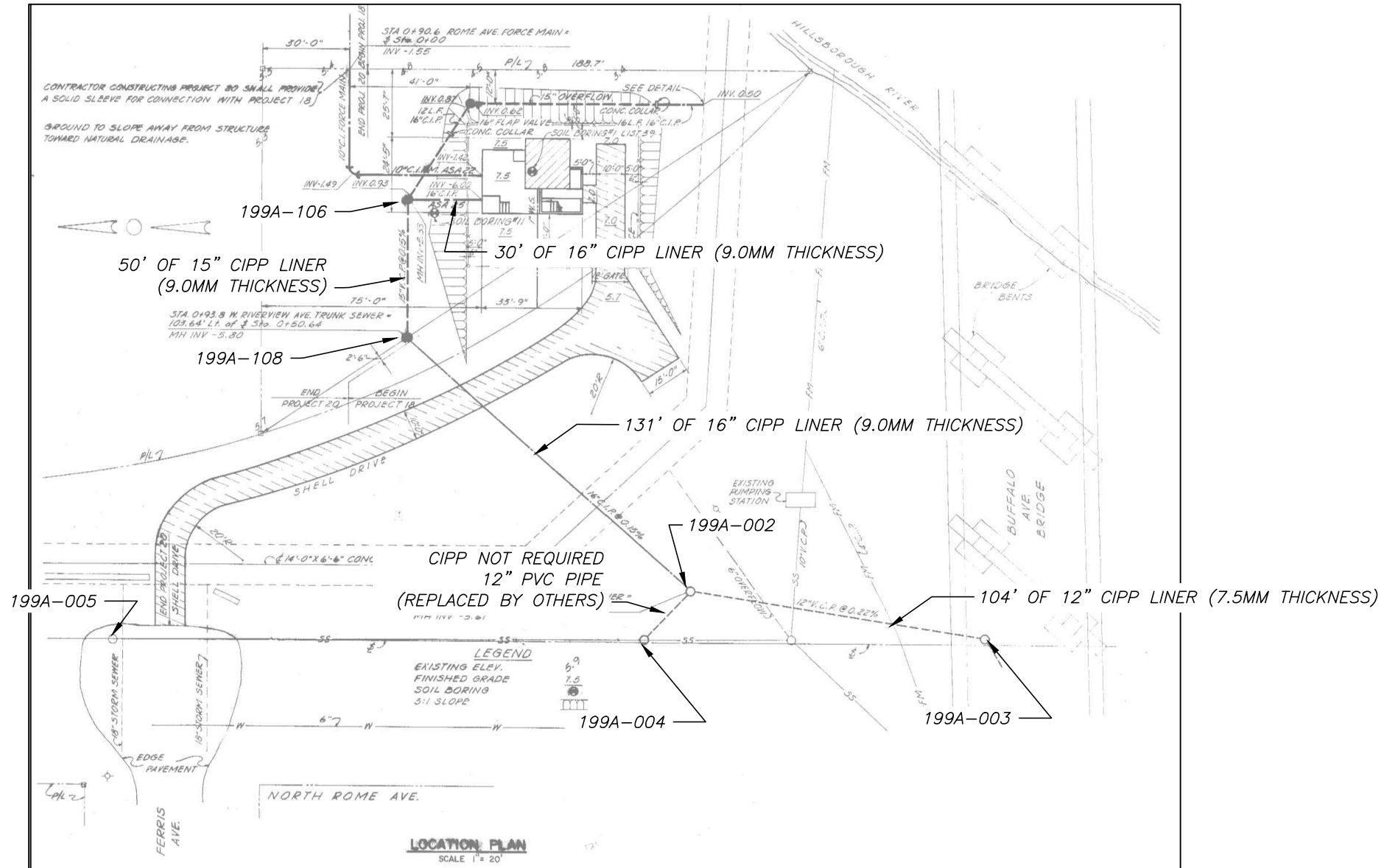
No.	DATE	REVISIONS
3		
2		
1		

DES: CB  
 DRN: MRL  
 CKD:  
 DATE:

**CITY of TAMPA**  
 WASTEWATER DEPARTMENT

ROME PS COLLECTION SYSTEM REHABILITATION BY CIPP LINING  
 AS-BUILT 102-6 - RIVERVIEW AVE

W.O. 1000424  
 SHEET  
**18**  
 OF 24



User: ss8k Drawing Name: K:\NW\_Projects\2015\2015\_8204\_Rome Collection system CIPP lining\DWG\plan sheets.dwg Layout: Jan 20, 2015 - 11:43am CTB - WW-TOSHIBA.CTB

JACINTO CARLOS FERRAS, P.E.  
#49454 DESIGN DIVISION HEAD  
WASTEWATER DEPARTMENT

No.	DATE	REVISIONS
3		
2		
1		

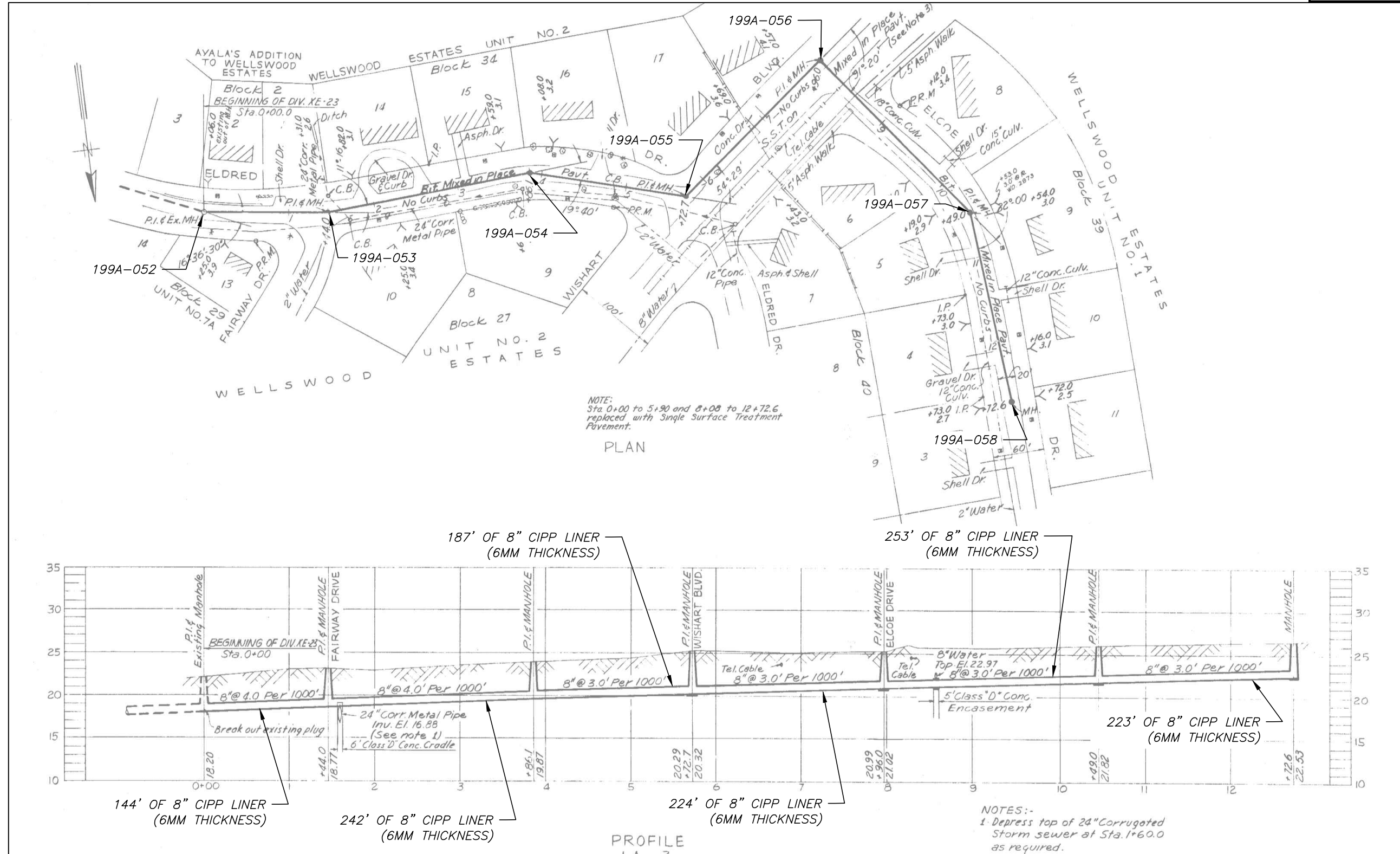
DES: CB  
DRN: MRL  
CKD:  
DATE:

**CITY of TAMPA**  
WASTEWATER DEPARTMENT

ROME PS COLLECTION SYSTEM REHABILITATION BY CIPP LINING  
AS-BUILT 104-2 - ROME AVE PUMP STATION

W.O. 1000424  
SHEET  
**19**  
OF 24





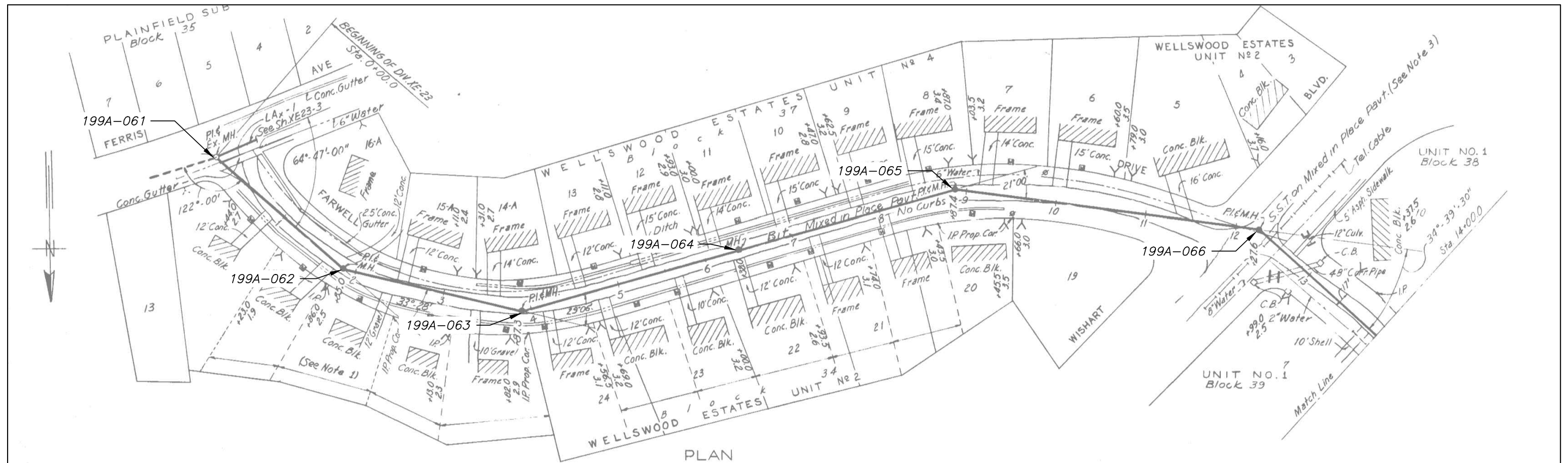
No.	DATE	REVISIONS
3		
2		
1		

DES: CB  
 DRN: MRL  
 CKD:  
 DATE:

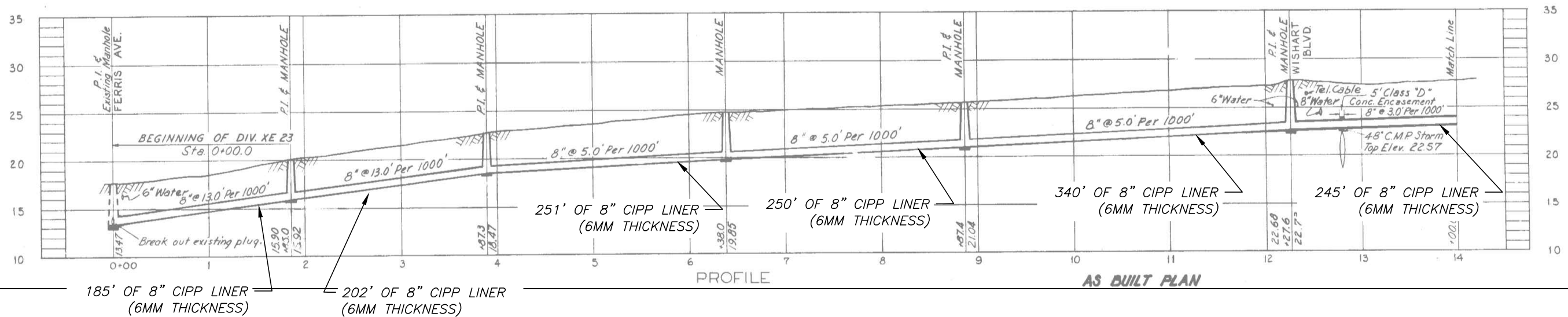
**CITY of TAMPA**  
**WASTEWATER DEPARTMENT**

**ROME PS COLLECTION SYSTEM REHABILITATION BY CIPP LINING**  
**AS-BUILT 72-8 - WISHART BLVD.**

W.O. 1000424  
 SHEET  
**20**  
 OF 24



NOTE:  
Sta. 0+00 to 14+00.0 replaced with  
1/4" Cold Mix Pavement.



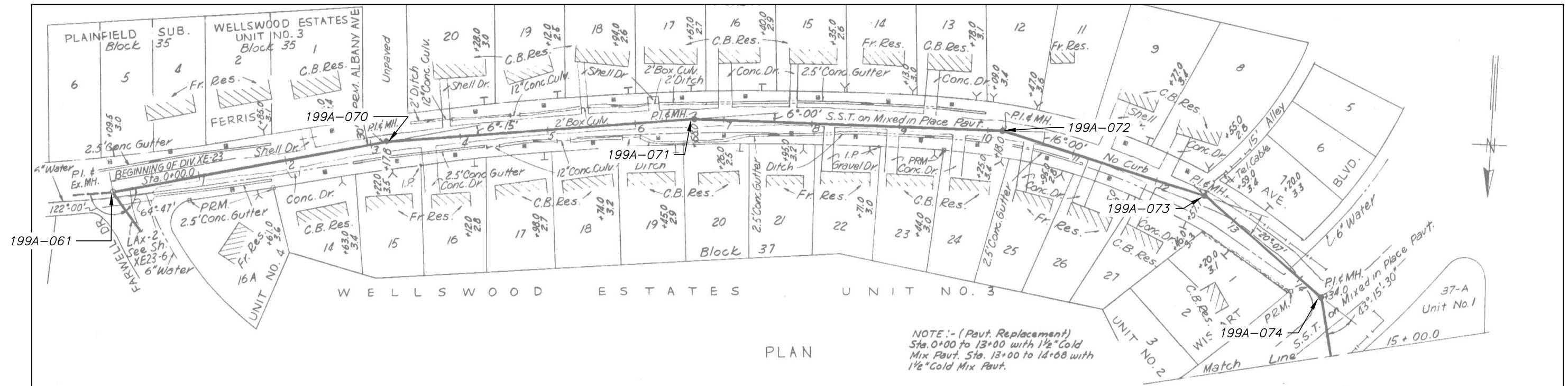
No.	DATE	REVISIONS
3		
2		
1		

DES: CB  
DRN: MRL  
CKD:  
DATE:

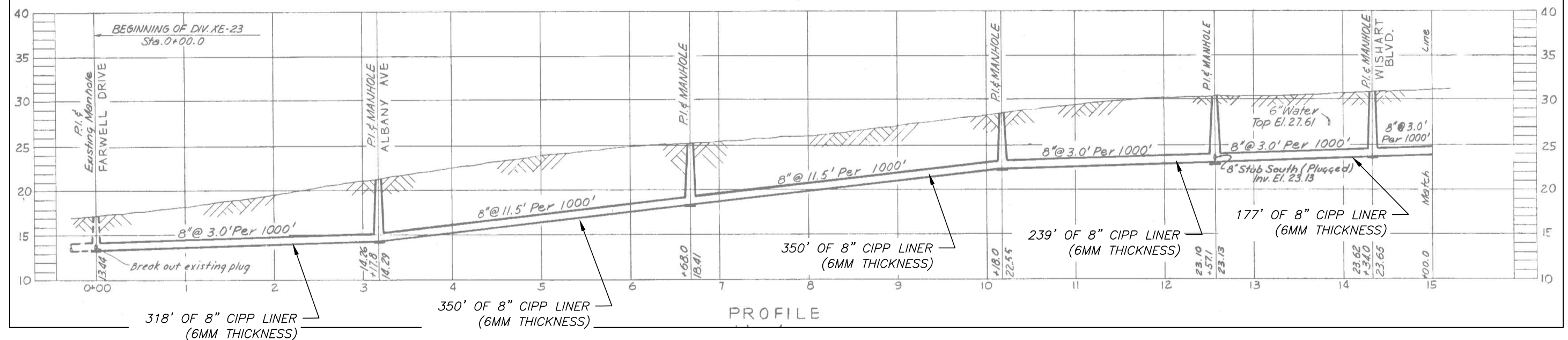
**CITY of TAMPA**  
WASTEWATER DEPARTMENT

**ROME PS COLLECTION SYSTEM REHABILITATION BY CIPP LINING**  
AS-BUILT 72-6 - FARWELL DR

W.O. 1000424  
SHEET  
**21**  
OF 24



NOTE :- (Pavt. Replacement)  
 Sta. 0+00 to 13+00 with 1 1/2" Cold  
 Mix Pavt. Sta. 13+00 to 14+68 with  
 1 1/2" Cold Mix Pavt.



User: ss8k Drawing Name: K:\WW\Projects\2015\8204\_Rome Collection system CIPP lining\Draw\plan sheets.dwg Layout: Jan 20, 2015 - 11:43am CTB - WW-TOSHIBA.CTB

JACINTO CARLOS FERRAS, P.E.  
 #49454 DESIGN DIVISION HEAD  
 WASTEWATER DEPARTMENT

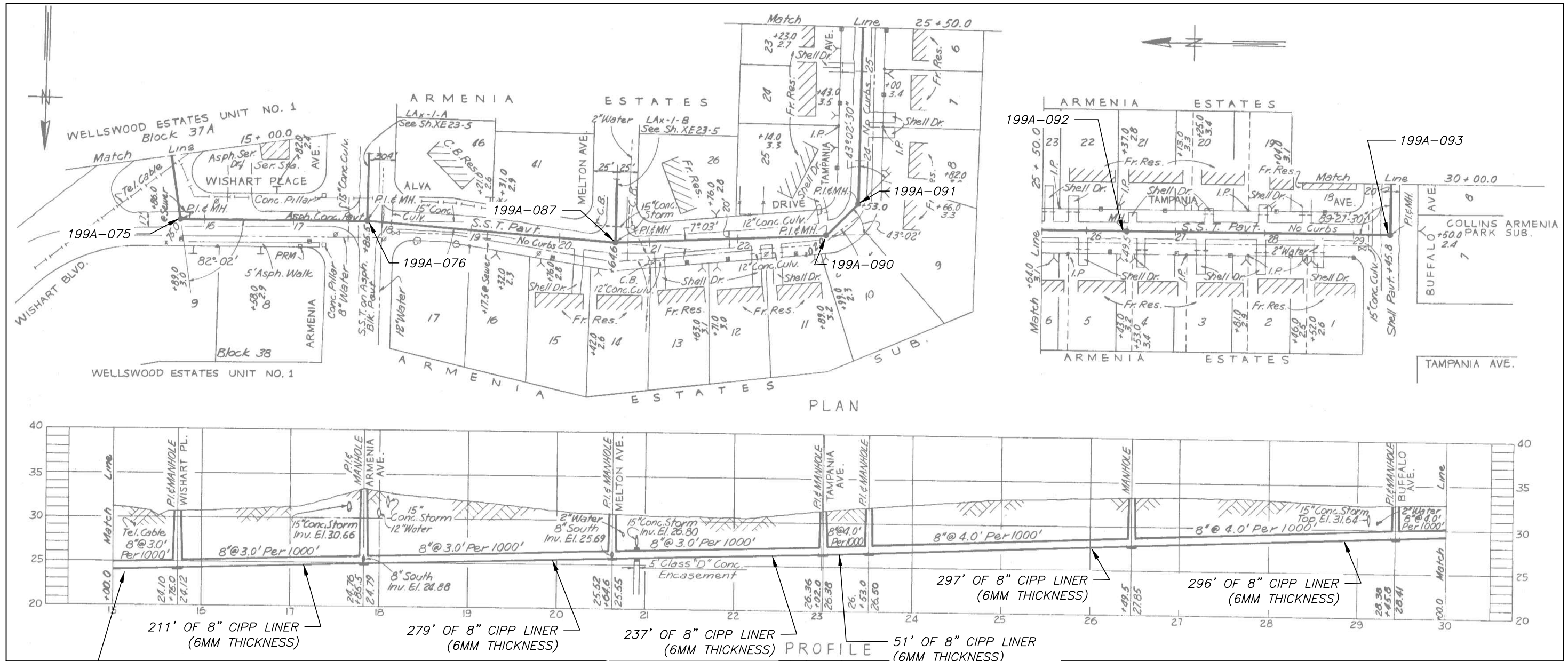
No.	DATE	REVISIONS
3		
2		
1		

DES: CB  
 DRN: MRL  
 CKD:  
 DATE:

**CITY of TAMPA**  
 WASTEWATER DEPARTMENT

**ROME PS COLLECTION SYSTEM REHABILITATION BY CIPP LINING**  
 AS-BUILT 72-3 - FERRIS AVE

W.O. 1000424  
 SHEET  
**22**  
 OF 24



141' OF 8" CIPP LINER  
(6MM THICKNESS)

279' OF 8" CIPP LINER  
(6MM THICKNESS)

237' OF 8" CIPP LINER  
(6MM THICKNESS)

297' OF 8" CIPP LINER  
(6MM THICKNESS)

296' OF 8" CIPP LINER  
(6MM THICKNESS)

JACINTO CARLOS FERRAS, P.E.  
#49454 DESIGN DIVISION HEAD  
WASTEWATER DEPARTMENT

No.	DATE	REVISIONS
3		
2		
1		

DES: CB  
DRN: MRL  
CKD:  
DATE:

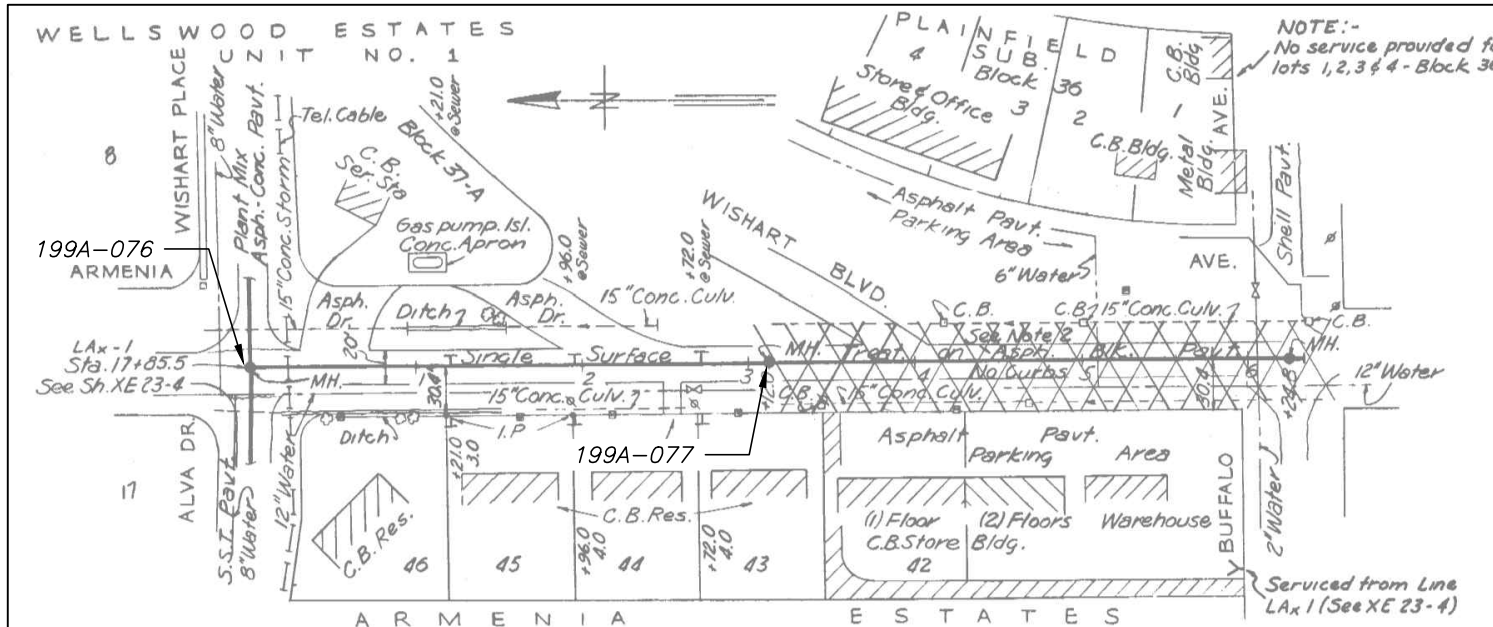
**CITY of TAMPA**  
WASTEWATER DEPARTMENT

ROME PS COLLECTION SYSTEM REHABILITATION BY CIPP  
LINING  
AS-BUILT 72-4 - ALVA DR

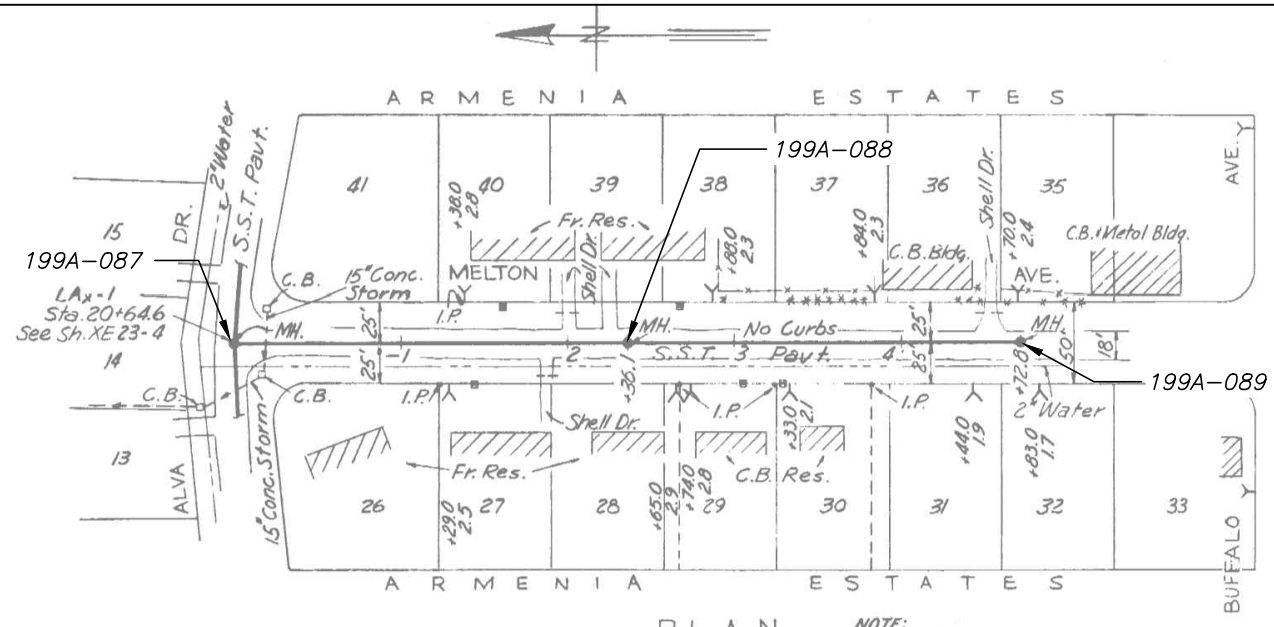
W.O. 1000424  
SHEET  
**23**  
OF 24

User: ss8k Drawing Name: K:\WW\Projects\2015\8204\_Rome Collection system CIPP lining\DWG\plan sheets.dwg Layout: Jan 20, 2015 - 11:43am CTB - WW-TOSHIBA.CTB

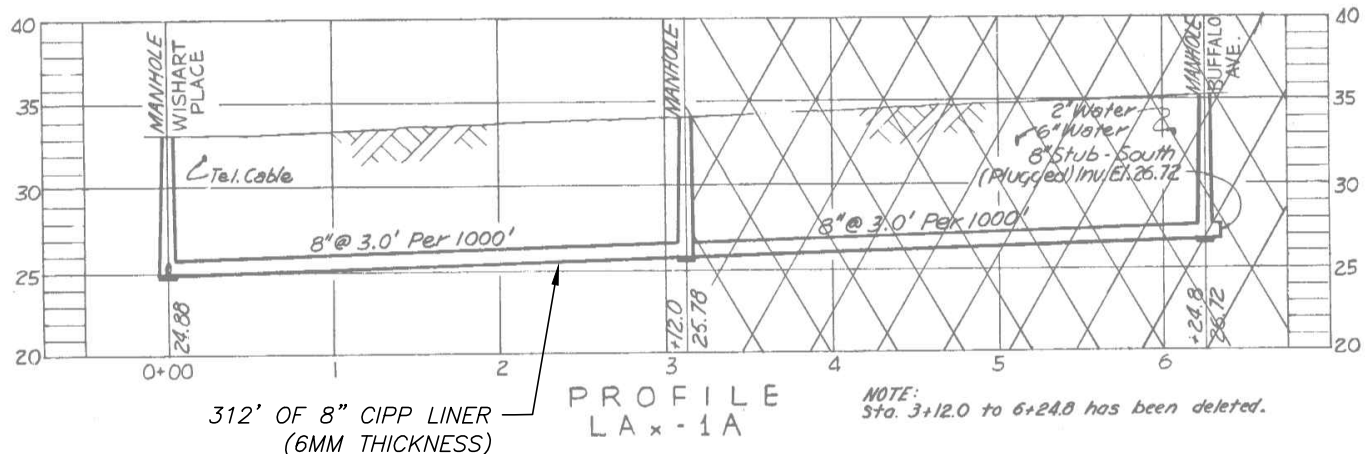




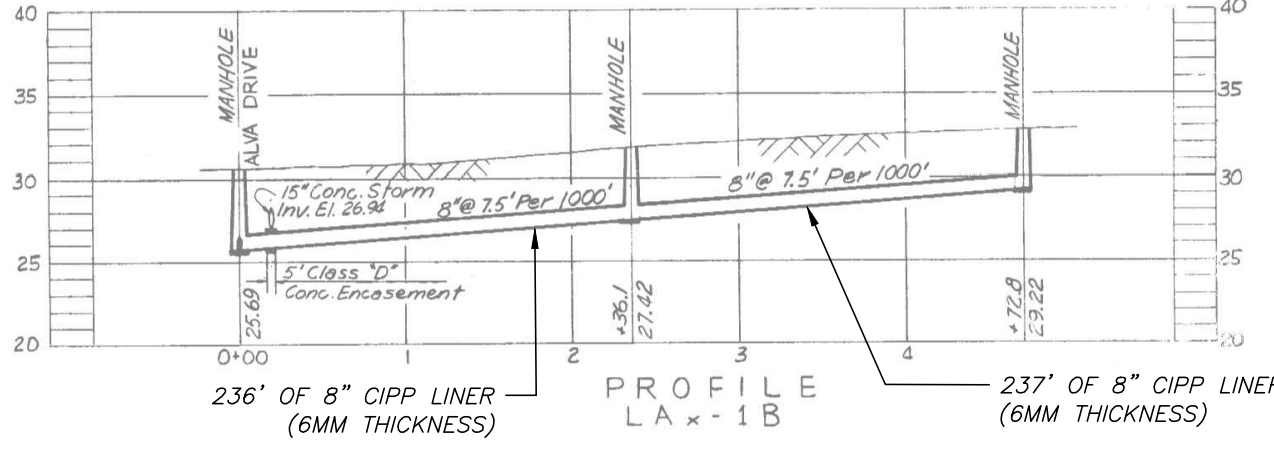
NOTE:  
Sta. 0+00 to 3+12.0 replaced with  
1 1/2\"/>



NOTE:  
Sta. 0+00 to 72.8 replaced with Single  
Surface Treatment Pavement.



312' OF 8" CIPP LINER (6MM THICKNESS)  
PROFILE LAx-1A  
NOTE: Sta. 3+12.0 to 6+24.0 has been deleted.



236' OF 8" CIPP LINER (6MM THICKNESS)  
PROFILE LAx-1B  
237' OF 8" CIPP LINER (6MM THICKNESS)

No.	DATE	REVISIONS
3		
2		
1		

JACINTO CARLOS FERRAS, P.E.  
#49454 DESIGN DIVISION HEAD  
WASTEWATER DEPARTMENT

DES: CB  
DRN: MRL  
CKD:  
DATE:

CITY of TAMPA  
WASTEWATER DEPARTMENT

ROME PS COLLECTION SYSTEM REHABILITATION BY CIPP  
LINING  
AS-BUILT 72-5 - ARMENIA AVE & MELTON AVE

W.O. 1000424  
SHEET  
24  
OF 24

User: ss8k Drawing Name: K:\WW\Projects\2015\2015\_8204\_Rome Collection system CIPP lining\DWG\plan sheets.dwg Layout: Jan 20, 2015 - 11:43am CTB - WW-TOSHIBA.CTB