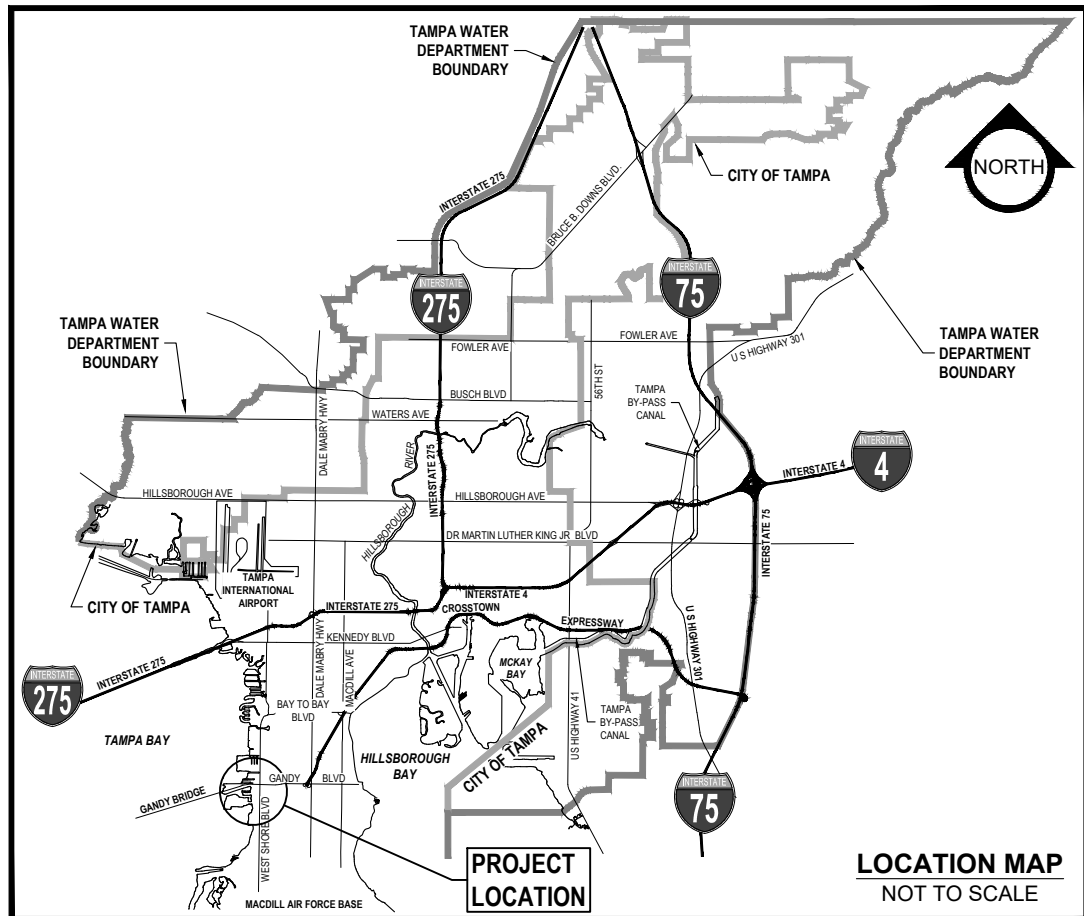


K:\Projects\Fire-FY18-Projects\8407-FY17 CIP Sunset Park (West).NPP_IDM11-8407-FY17 CIP Sunset Park (West)12-Designs Drawings\W084701-Dwg\02-Sheets\W08407.dwg, Apr 08, 2020 - 11:02am



Water Department

PLANS FOR:

SUNSET PARK DISTRIBUTION LINE REPLACEMENT (WEST)

TAMPA WATER DEPARTMENT

WORK ORDER NO. :

8407

INDEX

DESCRIPTION


1	COVER SHEET
2	GENERAL NOTES, SPECIFIC NOTES, LEGEND
3	KEY SHEET
4-41	PLAN AND PROFILE SHEETS
42-49	DETAILS



KNOW WHAT'S BELOW
ALWAYS CALL 811
BEFORE YOU DIG

It's fast. It's free. It's the law.

www.callsunshine.com



PERMITS

CITY COUNTY STATE DEP

CONTRACTOR: DALLAS 1

RORY A. JONES, P.E.
CITY OF TAMPA WATER DEPT.
306 E. JACKSON ST., 5E
TAMPA, FLA. 33602
P.E. #79453

REV NO.	DATE	DESCRIPTION	BY	DESIGNED	NPP
.
.
.
.
.

DATE 10/01/2017

SUNSET PARK DISTRIBUTION
LINE REPLACEMENT (WEST)

COVER SHEET

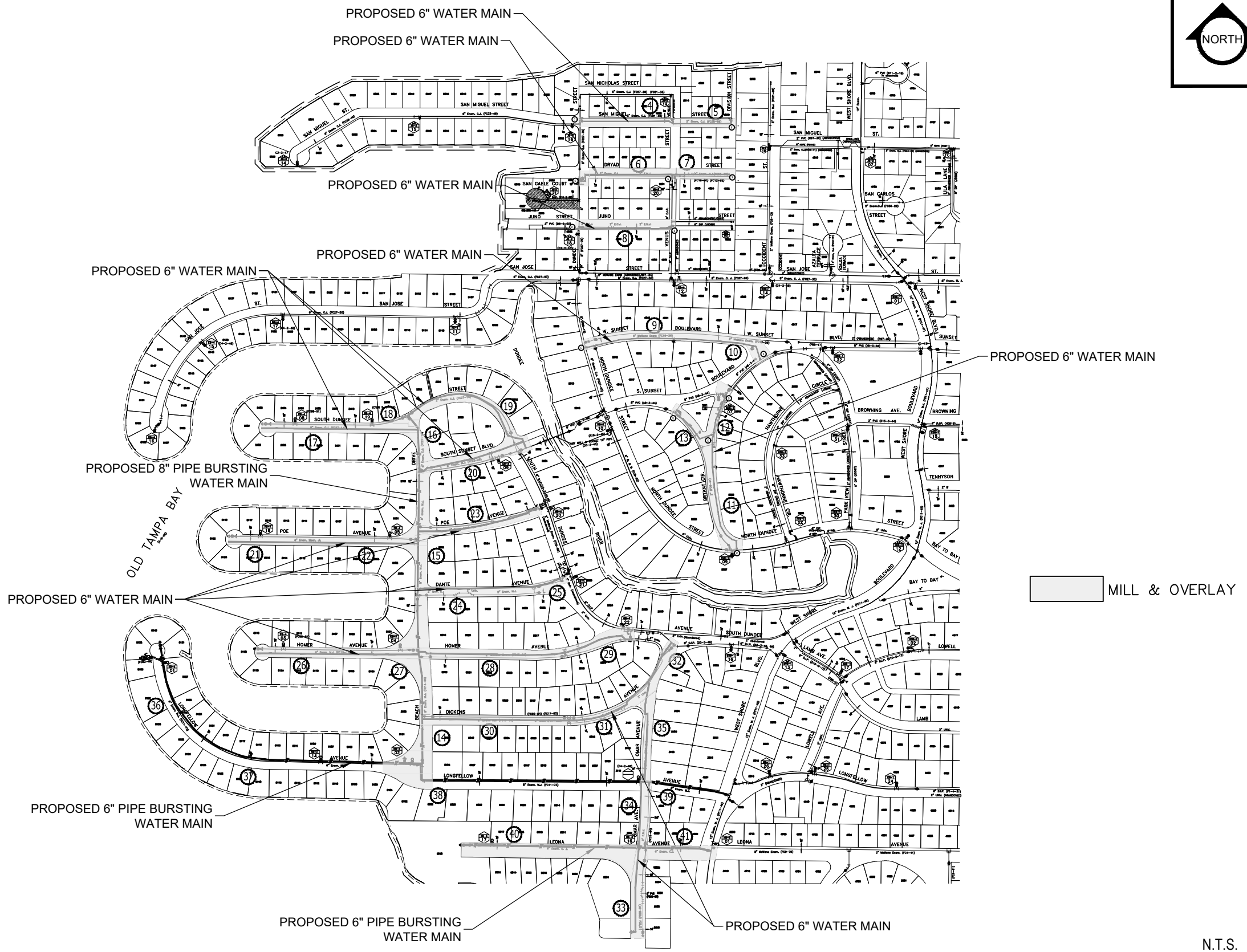


100% PLANS

WORK ORDER NO. 8407

RECORD DRAWING NO.

ATLAS PAGE J8-3, K8-4 SHEET 1 OF 49



MILL & OVERLAY

N.T.S.

K:\Projects\Pre-FY18\Projects\8407-FY17 CIP Sunset Park (West)\2-Design\5-Drawings\W08407-01-Dwg\02-Sheets\W08407.dwg, Apr 08, 2020 - 1:47pm

RORY A. JONES, P.E.
 CITY OF TAMPA WATER DEPT.
 306 E. JACKSON ST., 5E
 TAMPA, FLA. 33602
 P.E. #79453

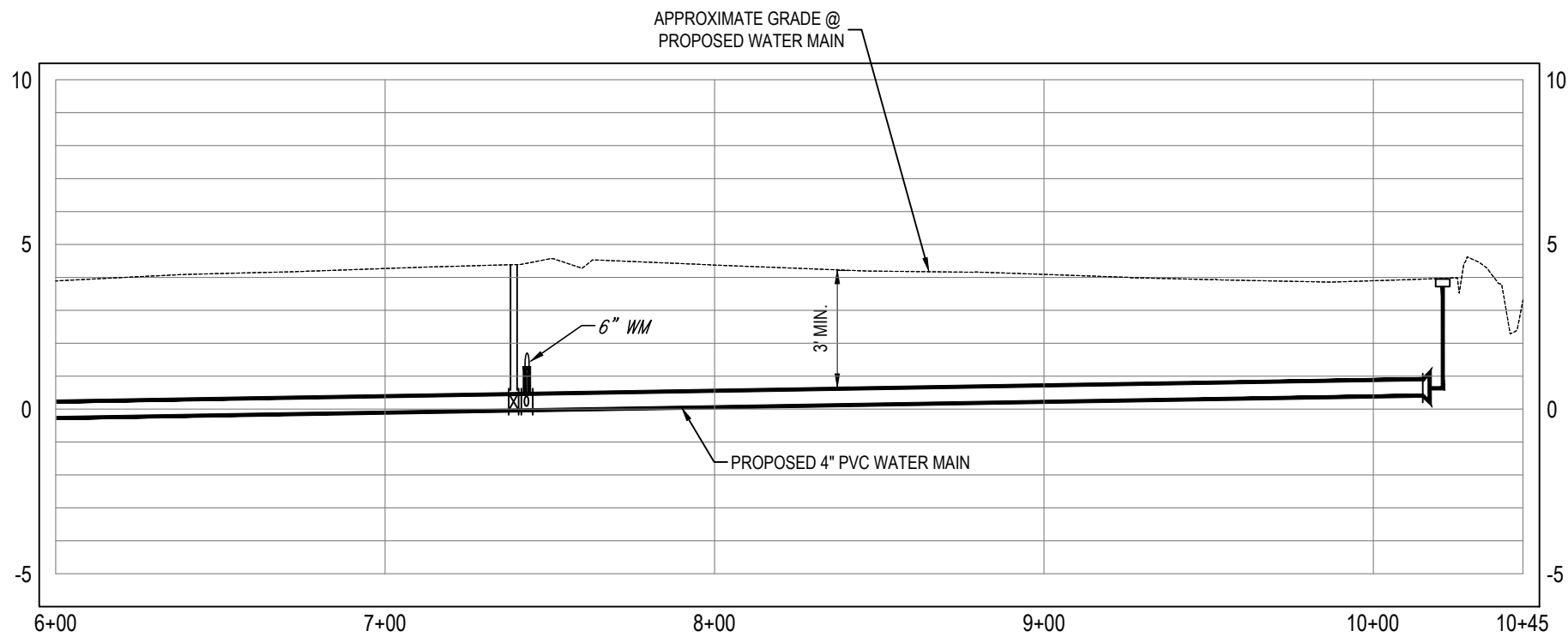
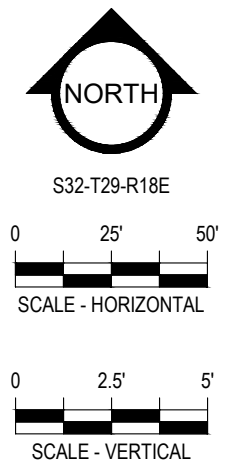
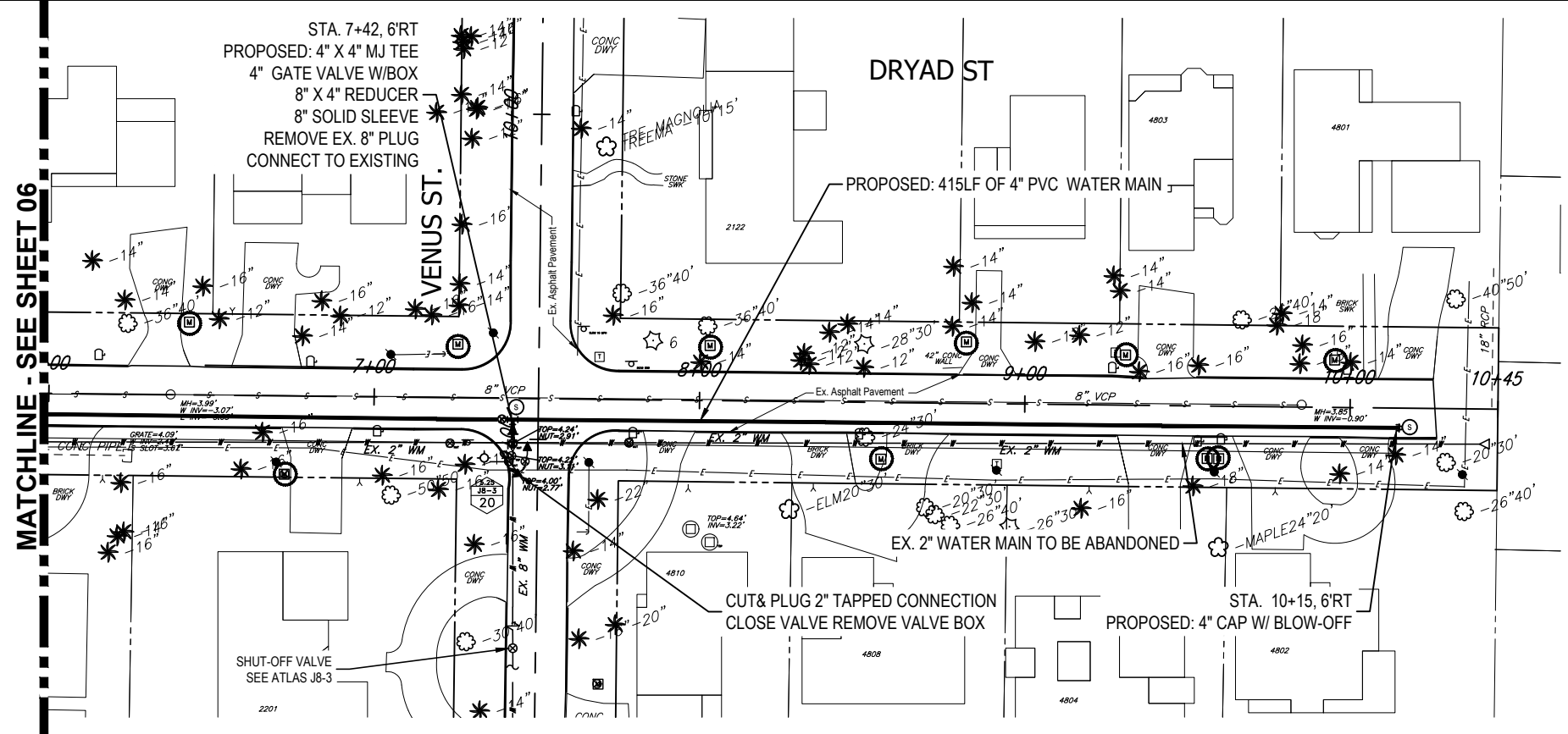
REV. NO.	DATE	DESCRIPTION	BY	DESIGNED	NPP
.	.	.	.	DRAWN	JDM
.	.	.	.	CHECKED	RAJ
.	.	.	.	DATE	10/01/2017

SUNSET PARK DISTRIBUTION
 LINE REPLACEMENT (WEST)

KEY SHEET



100% PLANS	
WORK ORDER NO.	8407
RECORD DRAWING NO.	
ATLAS PAGE J8-3,K8-4	SHEET 03 OF 49



RORY A. JONES, P.E.
 CITY OF TAMPA WATER DEPT.
 306 E. JACKSON ST., 5E
 TAMPA, FLA. 33602
 P.E. #79453

REV. NO.	DATE	DESCRIPTION	BY	DESIGNED	NPP
.	.	.	.	DRAWN	JDM
.	.	.	.	CHECKED	RAJ
.	.	.	.	DATE	10/01/2017

SUNSET PARK DISTRIBUTION
 LINE REPLACEMENT (WEST)

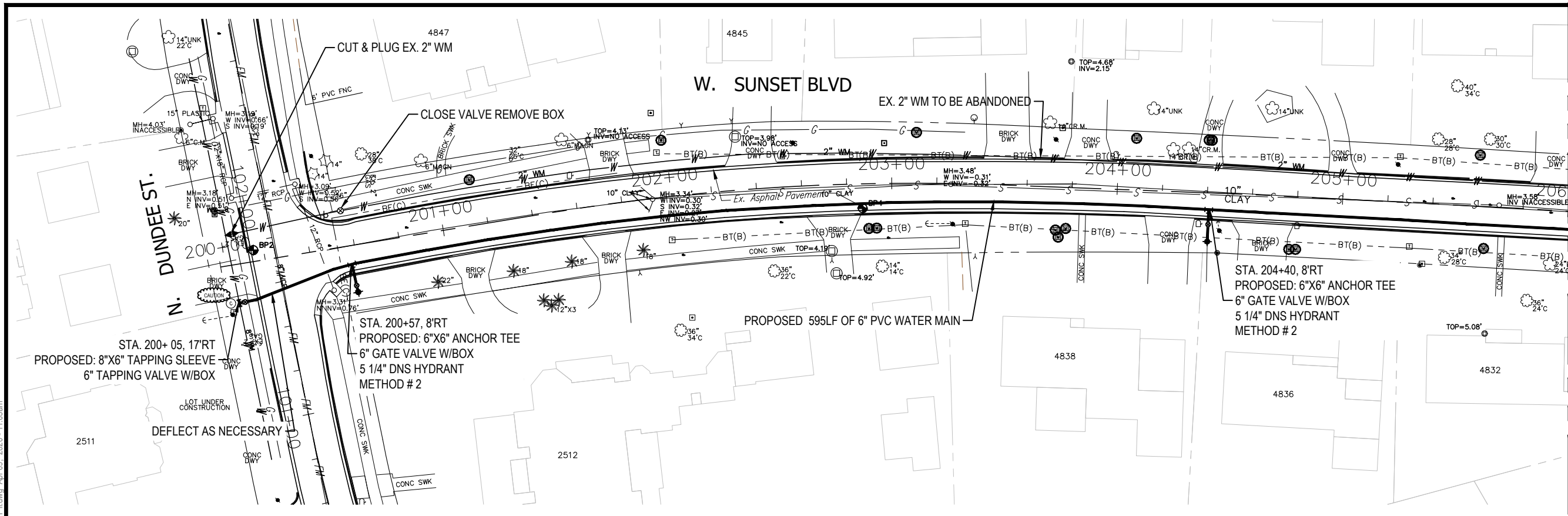
PLAN AND PROFILE



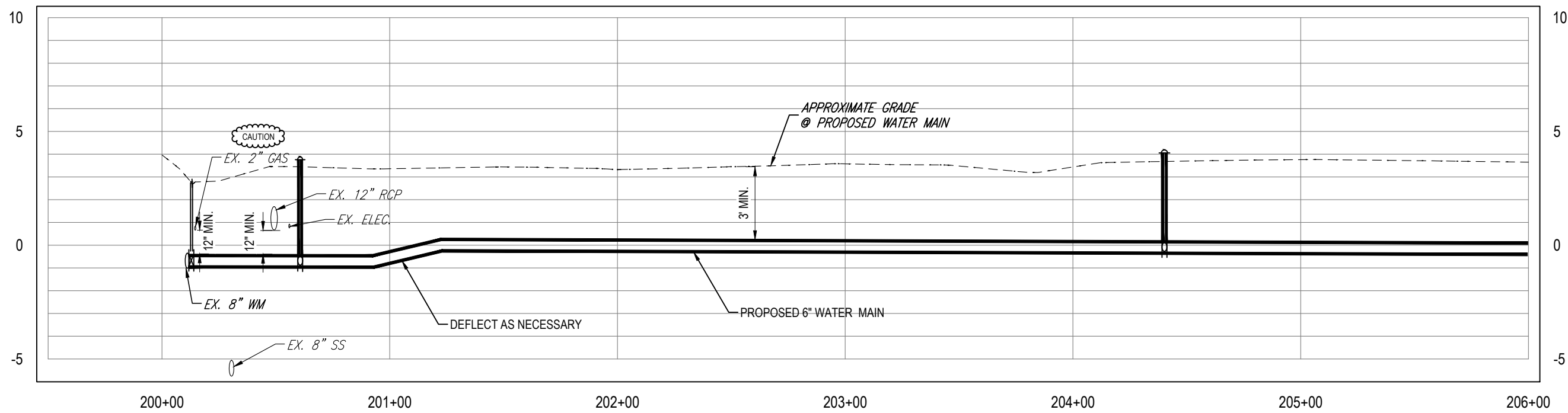
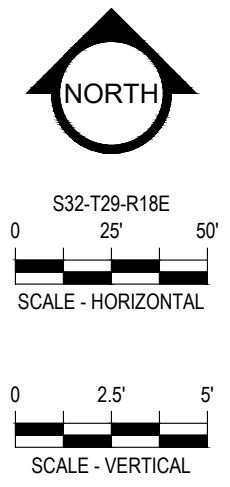
100% PLANS

WORK ORDER NO.	8407
RECORD DRAWING NO.	
ATLAS PAGE	J8-3
SHEET	07 OF 49

K:\Projects\Pre-FY18\Projects\8407-FY17 CIP Sunset Park (West)\NPP_IDM11_8407-FY17 CIP Sunset Park (West)\2-Designs\Drawings\W0847\01-Dwg\02-Sheets\W0847.dwg, Apr 08, 2020 - 11:03am



MATCHLINE - SEE SHEET 10



K:\Projects\Fire\FY18-Projects\8407 - FY17 CIP Sunset Park (West), NPP, JDM11.8407 - FY17 CIP Sunset Park (West)12-Design15 Drawings\W0847\01-Dwg\02-Sheets\W0847 PH I.dwg, Apr 09, 2020 - 11:03am

RORY A. JONES, P.E.
CITY OF TAMPA WATER DEPT.
306 E. JACKSON ST., 5E
TAMPA, FLA. 33602
P.E. #79453

REV. NO.	DATE	DESCRIPTION	BY	DESIGNED	NPP

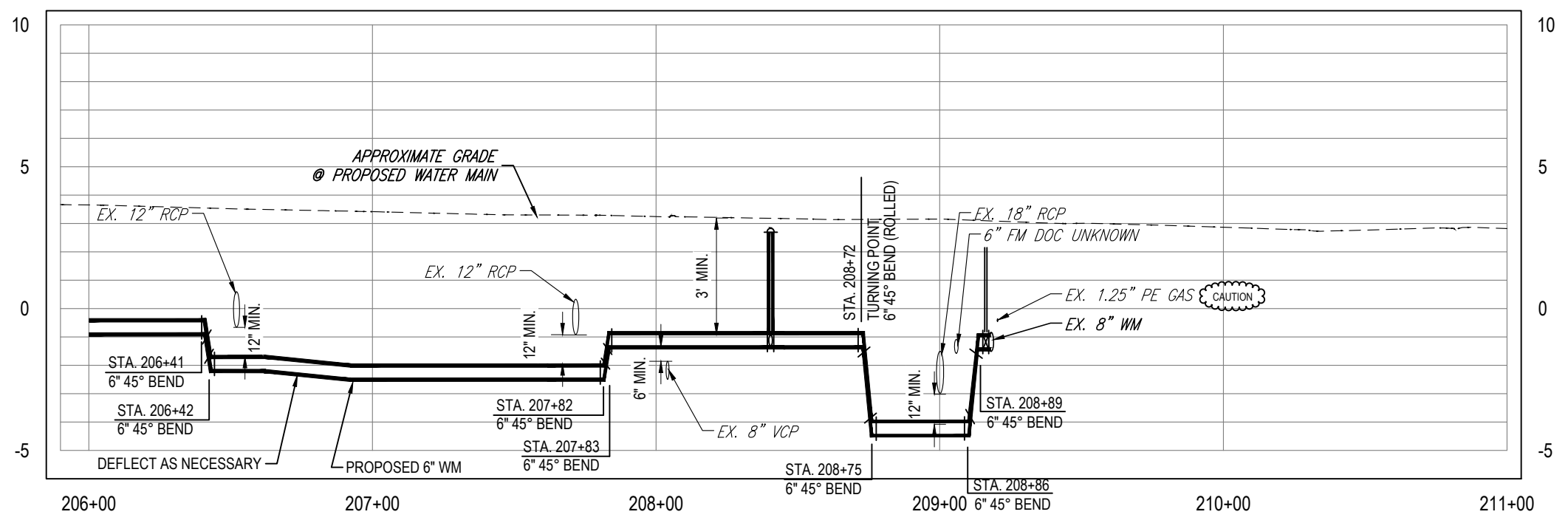
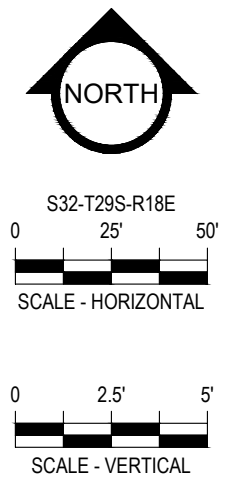
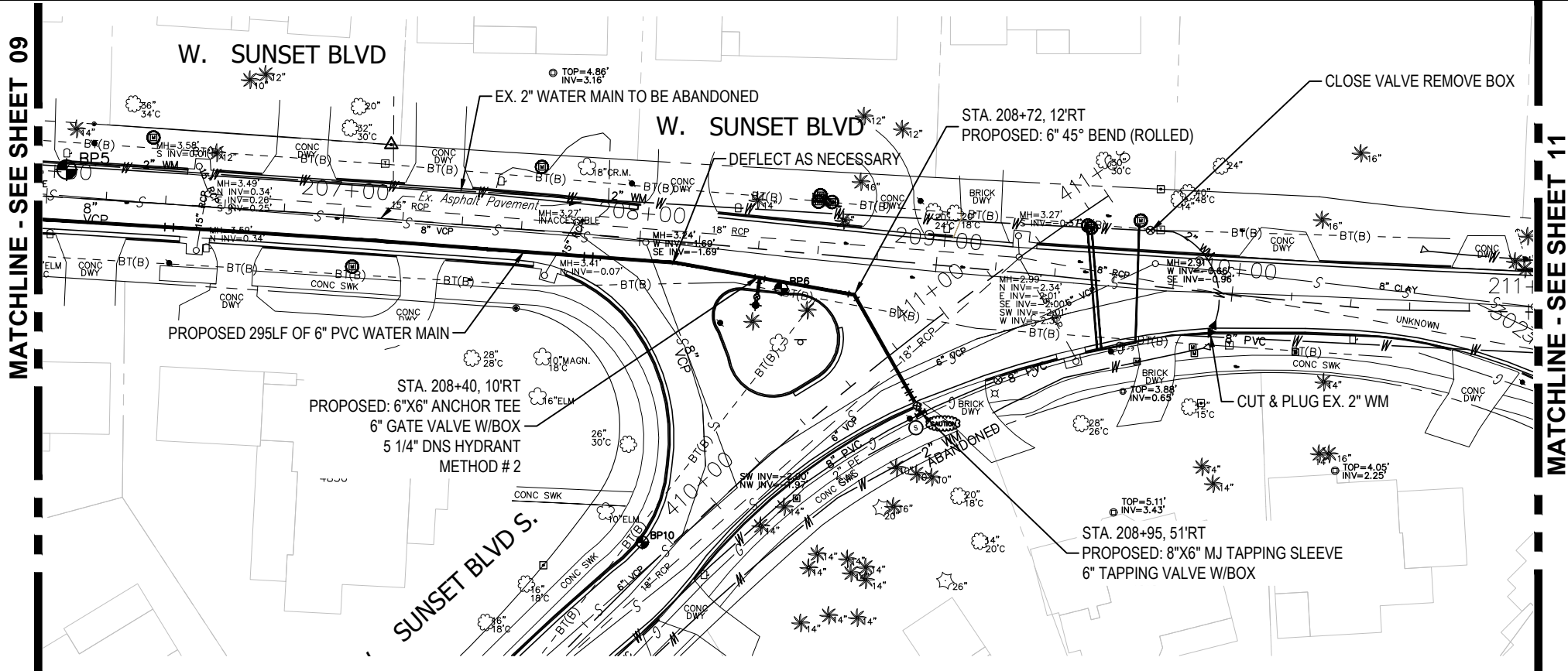
**SUNSET PARK DISTRIBUTION
LINE REPLACEMENT (WEST)**

PLAN AND PROFILE

DESIGNED: NPP
DRAWN: JDM
CHECKED: RAJ
DATE: 04/23/18



100% PLANS	
WORK ORDER NO.	8407
RECORD DRAWING NO.	
ATLAS PAGE	K8-1
SHEET	09 OF 49



K:\Projects\Fire-FY18-Projects\8407-FY17 CIP Sunset Park (West)\2-Design\5-Drawings\W084701-Dwg\2-Sheets\W08407 PH I.dwg, Apr 09, 2020 - 11:03am

RORY A. JONES, P.E.
CITY OF TAMPA WATER DEPT.
306 E. JACKSON ST., 5E
TAMPA, FLA. 33602
P.E. #79453

REV. NO.	DATE	DESCRIPTION	BY	DESIGNED	NPP

DATE 04/23/18

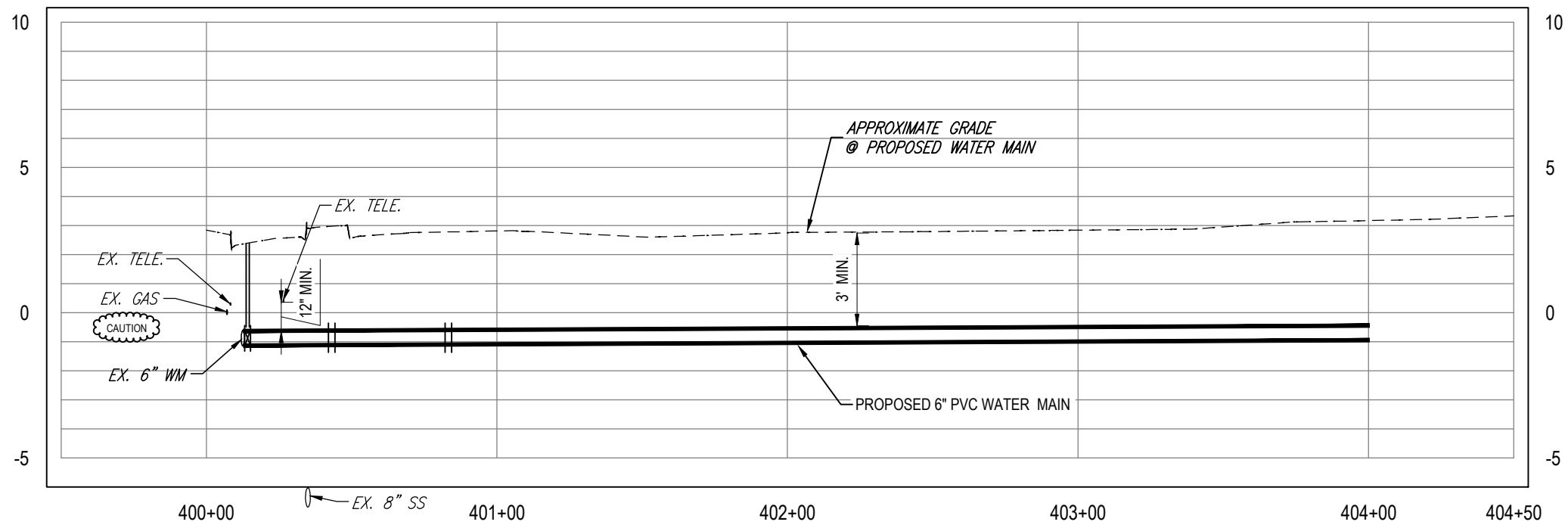
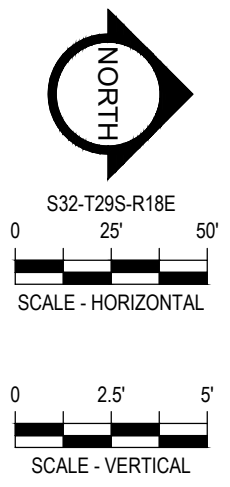
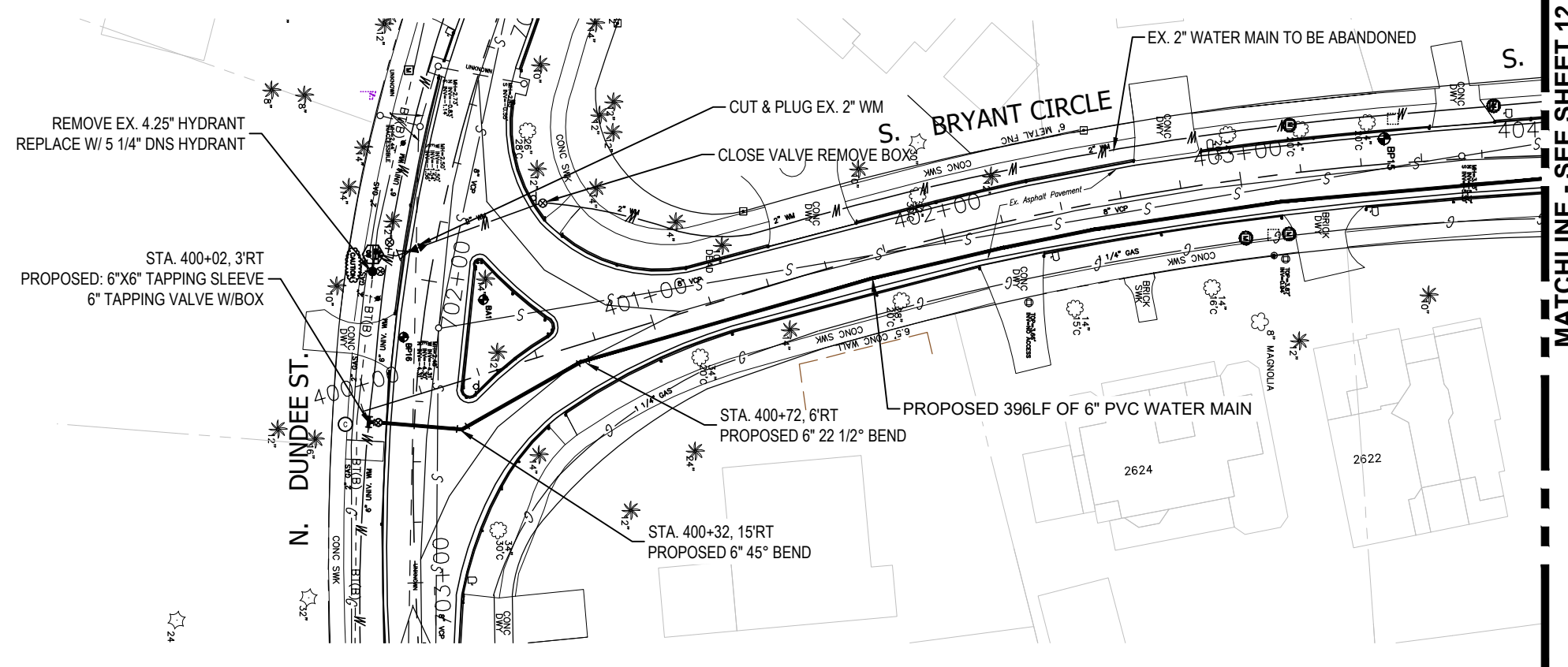
SUNSET PARK DISTRIBUTION
LINE REPLACEMENT (WEST)

PLAN AND PROFILE



100% PLANS	
WORK ORDER NO.	8407
RECORD DRAWING NO.	
ATLAS PAGE	K8-1
SHEET	10 OF 49

K:\Projects\Pre-FY18\Projects\8407-FY17 CIP Sunset Park (West)\NPP_IDM11_8407-FY17 CIP Sunset Park (West)\2-Design\5-Drawings\W08407\01-Dwg\02-Sheets\W08407 PH I.dwg, Jun-01, 2020 - 6:44am



RORY A. JONES, P.E.
CITY OF TAMPA WATER DEPT.
306 E. JACKSON ST., 5E
TAMPA, FLA. 33602
P.E. #79453

REV NO.	DATE	DESCRIPTION	BY	DESIGNED	NPP

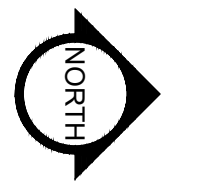
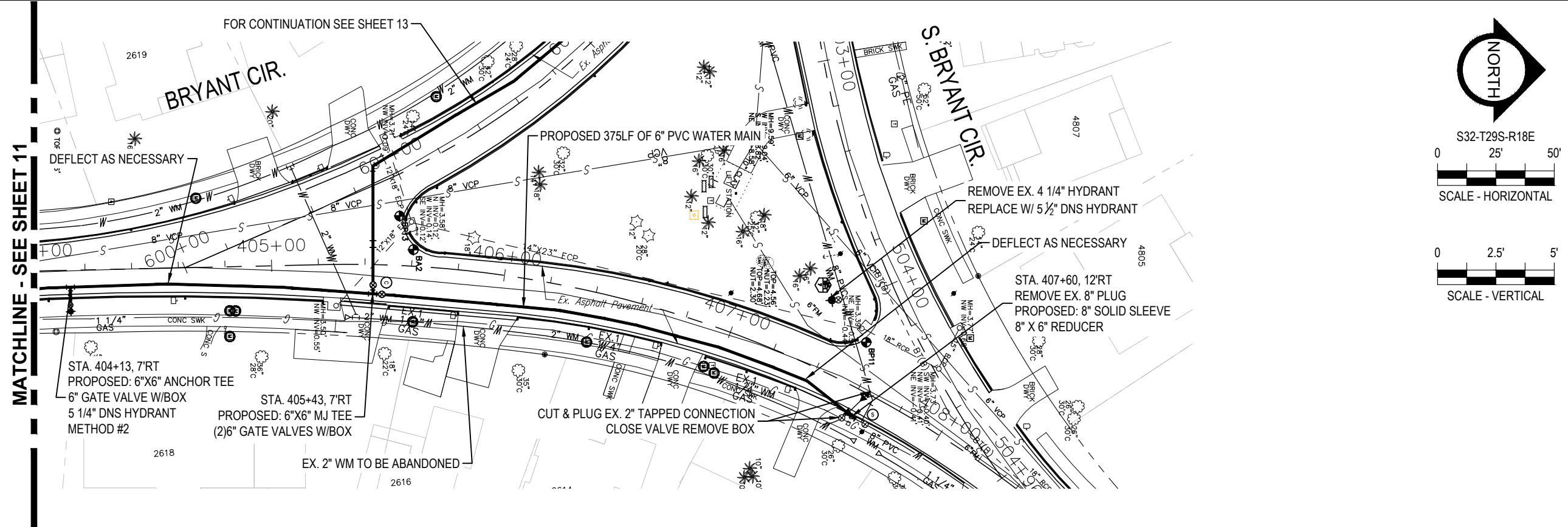
DRAWN JDM
CHECKED RAJ
DATE 04/23/18

SUNSET PARK DISTRIBUTION
LINE REPLACEMENT (WEST)

PLAN AND PROFILE

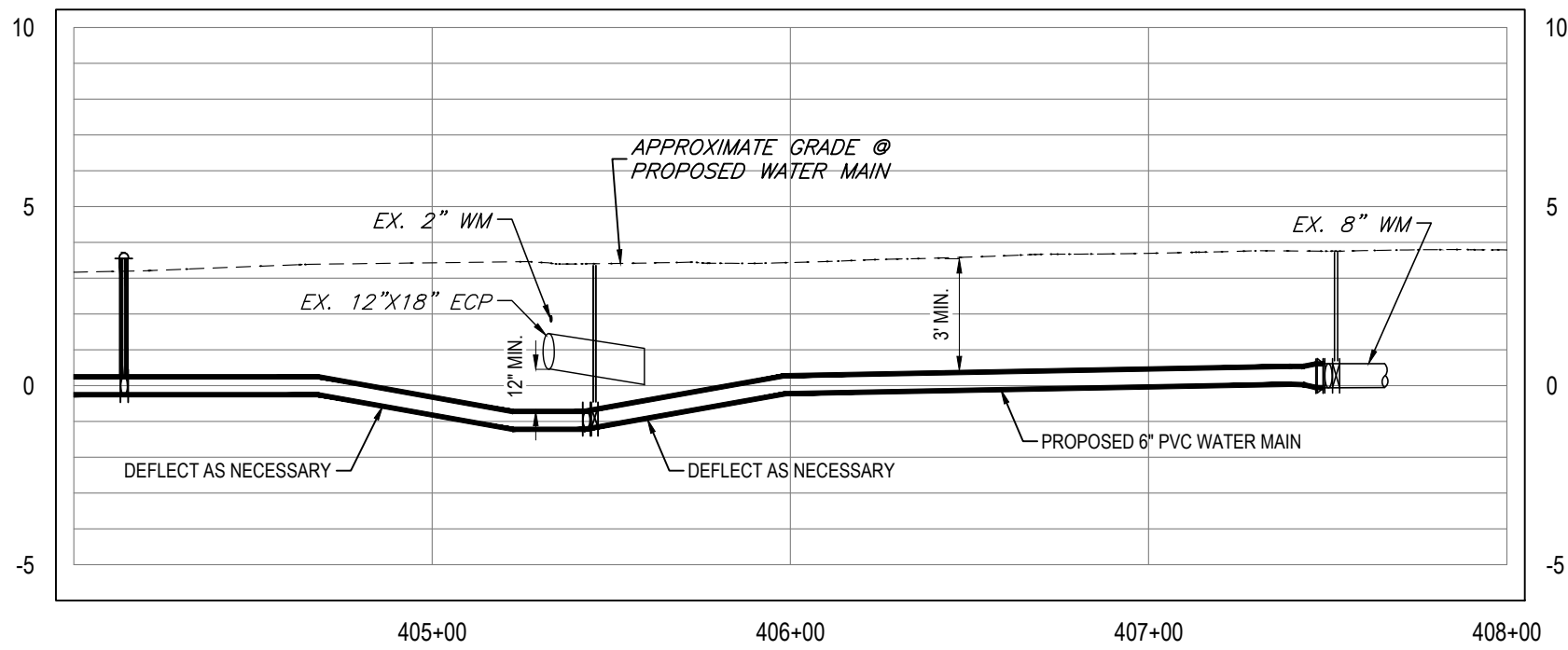


100% PLANS	
WORK ORDER NO.	8407
RECORD DRAWING NO.	
ATLAS PAGE K8-1	SHEET 11 OF 49



S32-T29S-R18E
0 25' 50'
SCALE - HORIZONTAL

0 2.5' 5'
SCALE - VERTICAL



K:\Projects\Fire\FY18-Projects\8407 - FY17 CIP Sunset Park (West)\NPP_IDM11_8407 - FY17 CIP Sunset Park (West)\2-Design\5-Drawings\W08407\01-Dwg\02-Sheets\W08407 PH I.dwg, Apr 09, 2020 - 11:04am

RORY A. JONES, P.E.
CITY OF TAMPA WATER DEPT.
306 E. JACKSON ST., 5E
TAMPA, FLA. 33602
P.E. #79453

REV. NO.	DATE	DESCRIPTION	BY	DESIGNED	NPP
				DRAWN	JDM
				CHECKED	RAJ
				DATE	04/23/18

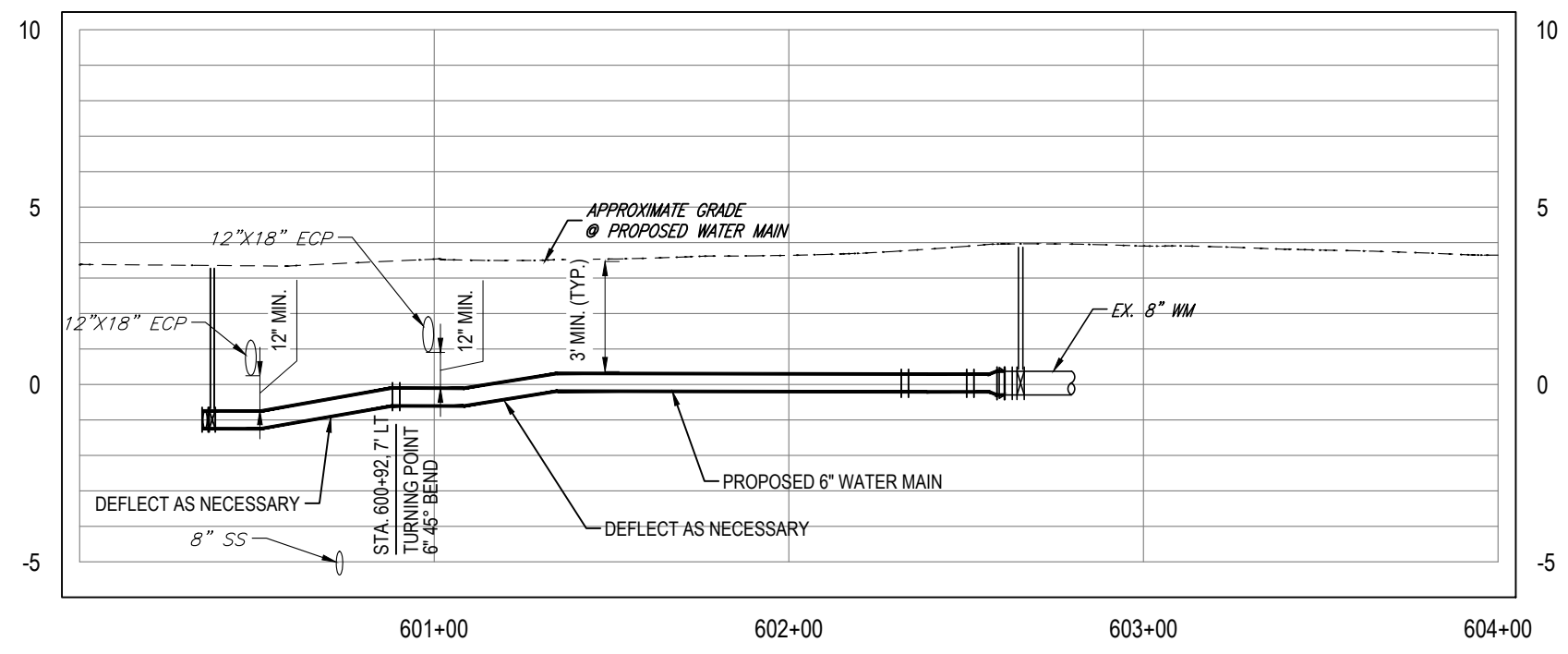
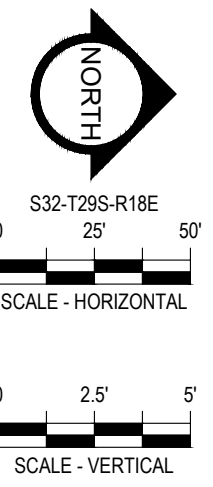
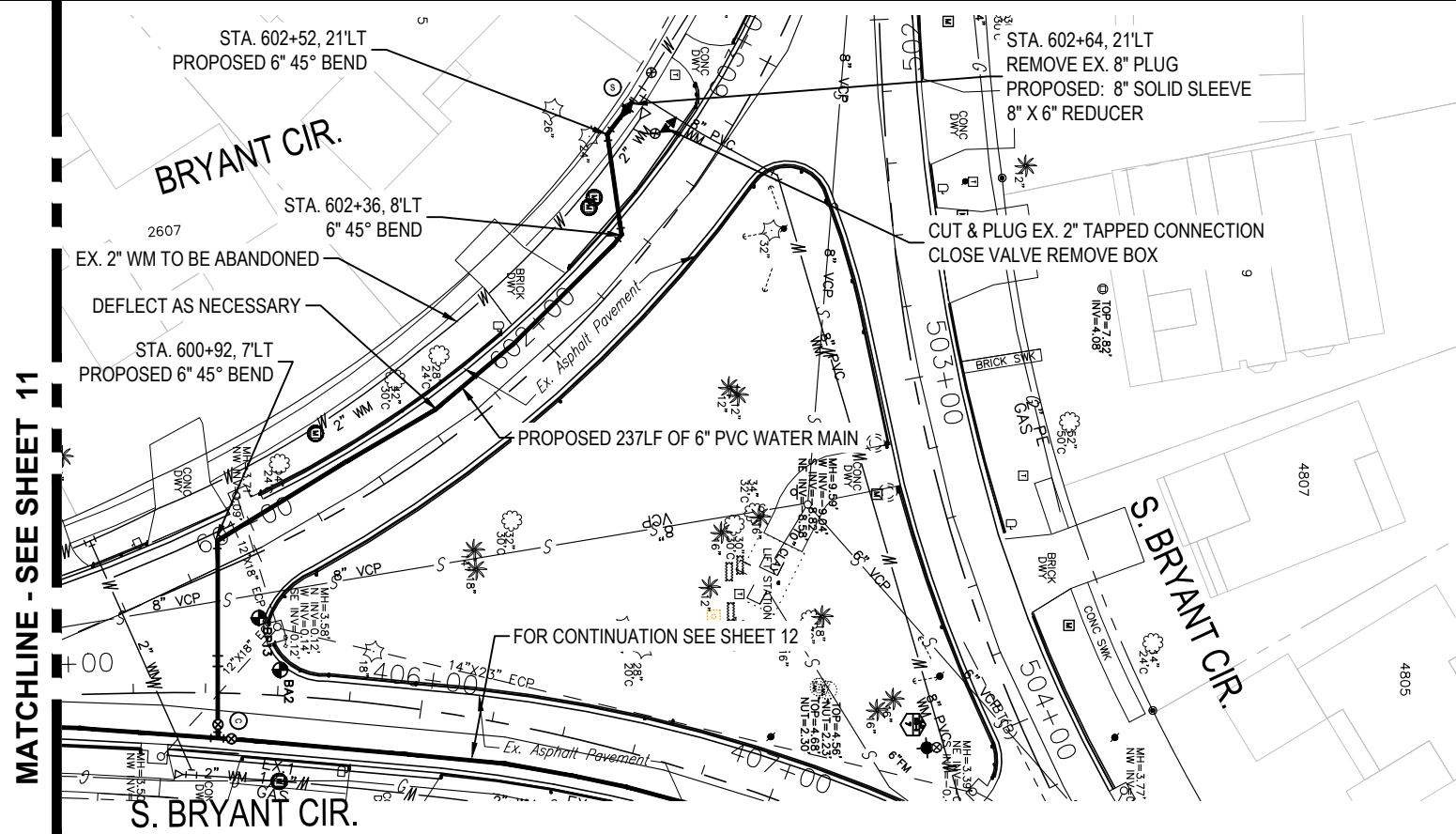
SUNSET PARK DISTRIBUTION
LINE REPLACEMENT (WEST)

PLAN AND PROFILE



100% PLANS

WORK ORDER NO.	8407
RECORD DRAWING NO.	
ATLAS PAGE	K8-1
SHEET	12 OF 49



K:\Projects\Fire-FY18-Projects\8407-FY17 CIP Sunset Park (West)\NPP-IDM11-8407-FY17 CIP Sunset Park (West)\2-Design\5 Drawings\WO8407\01-Dwg\2-Sheets\WO8407 PH II.dwg, Apr 09, 2020 - 11:04am

RORY A. JONES, P.E.
 CITY OF TAMPA WATER DEPT.
 306 E. JACKSON ST., 5E
 TAMPA, FLA. 33602
 P.E. #79453

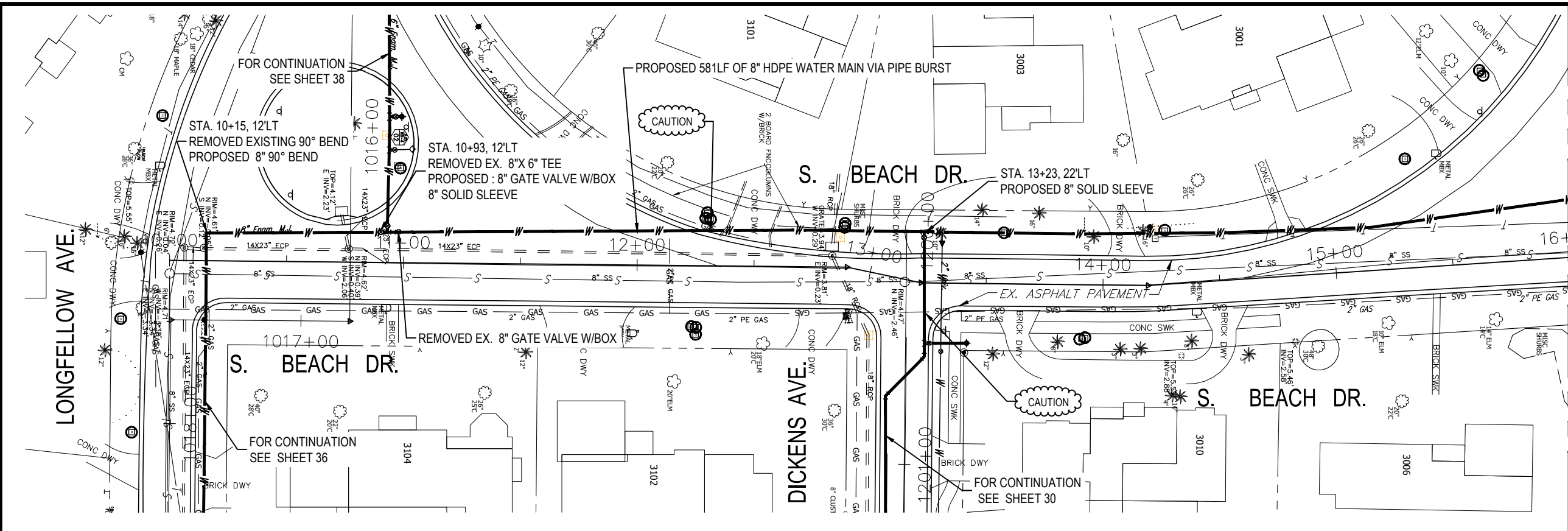
REV. NO.	DATE	DESCRIPTION	BY	DESIGNED	NPP
.	.	.	.	DRAWN	JDM
.	.	.	.	CHECKED	RAJ
.	.	.	.	DATE	04/23/18

SUNSET PARK DISTRIBUTION
 LINE REPLACEMENT (WEST)
 PLAN AND PROFILE

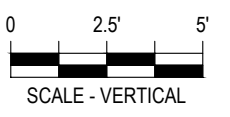


100% PLANS	
WORK ORDER NO.	8407
RECORD DRAWING NO.	
ATLAS PAGE	K8-1
SHEET	13 OF 49

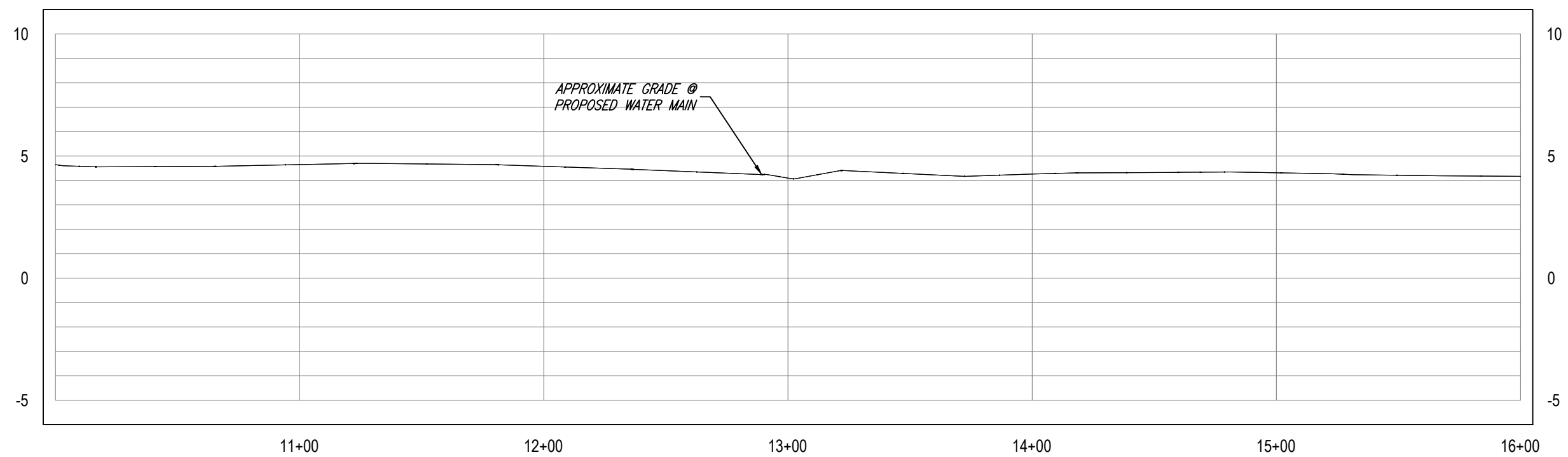
K:\Projects\Fire\FY18-Projects\8407 - FY17 CIP Sunset Park (West). NPP - JDM11 - 8407 - FY17 CIP Sunset Park (West)12-Designs Drawings\W0847701-Dwg\02-Sheets\8407-Plan.dwg Apr 09, 2020 - 11:05am



S32-T29S-R18E



MATCHLINE - SEE SHEET 15



RORY A. JONES, P.E.
CITY OF TAMPA WATER DEPT.
306 E. JACKSON ST., 5E
TAMPA, FLA. 33602
P.E. #79453

REV. NO.	DATE	DESCRIPTION	BY	DESIGNED	NPP
.	.	.	.	DRAWN	JDM
.	.	.	.	CHECKED	RAJ
.	.	.	.	DATE	10/01/2017

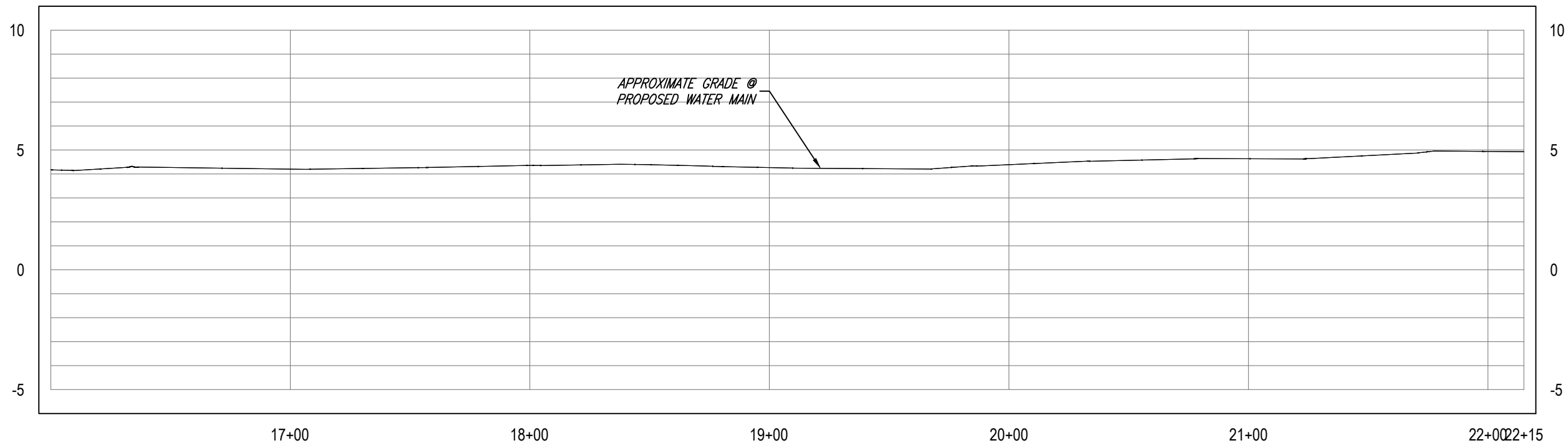
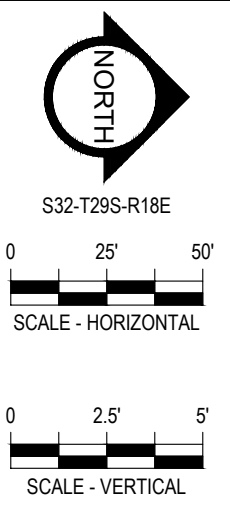
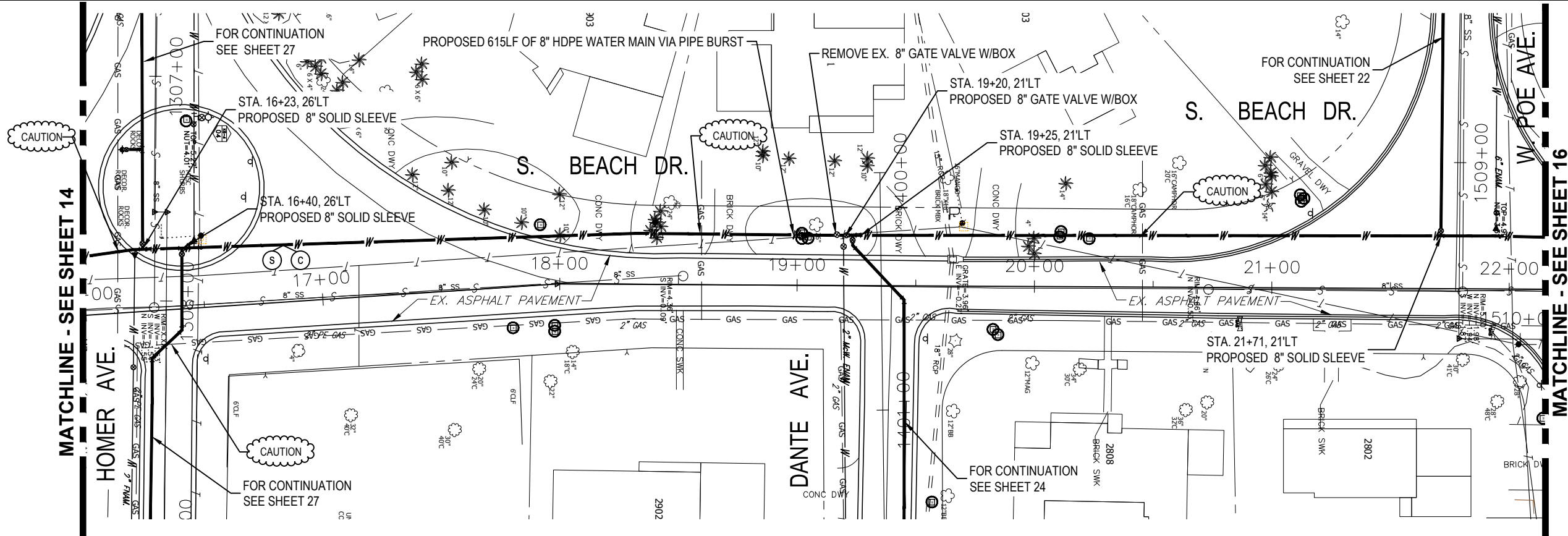
**SUNSET PARK DISTRIBUTION
LINE REPLACEMENT (WEST)**

PLAN & PROFILE



100% PLANS	
WORK ORDER NO.	8407
RECORD DRAWING NO.	
ATLAS PAGE K8-4	SHEET 14 OF 49

K:\Projects\Fire\FY18-Projects\8407 - FY17 CIP Sunset Park (West), NPP, JDM1 - 8407 - FY17 CIP Sunset Park (West)12-Designs Drawings\W08477\01-Dwg\2-Sheets\8407 PH II.dwg, Apr 09, 2020 - 11:05am



RORY A. JONES, P.E.
 CITY OF TAMPA WATER DEPT.
 306 E. JACKSON ST., 5E
 TAMPA, FLA. 33602
 P.E. #79453

REV NO.	DATE	DESCRIPTION	BY	DESIGNED	NPP
.	.	.	.	DRAWN	JDM
.	.	.	.	CHECKED	RAJ
.	.	.	.	DATE	10/01/2017

SUNSET PARK DISTRIBUTION
 LINE REPLACEMENT (WEST)

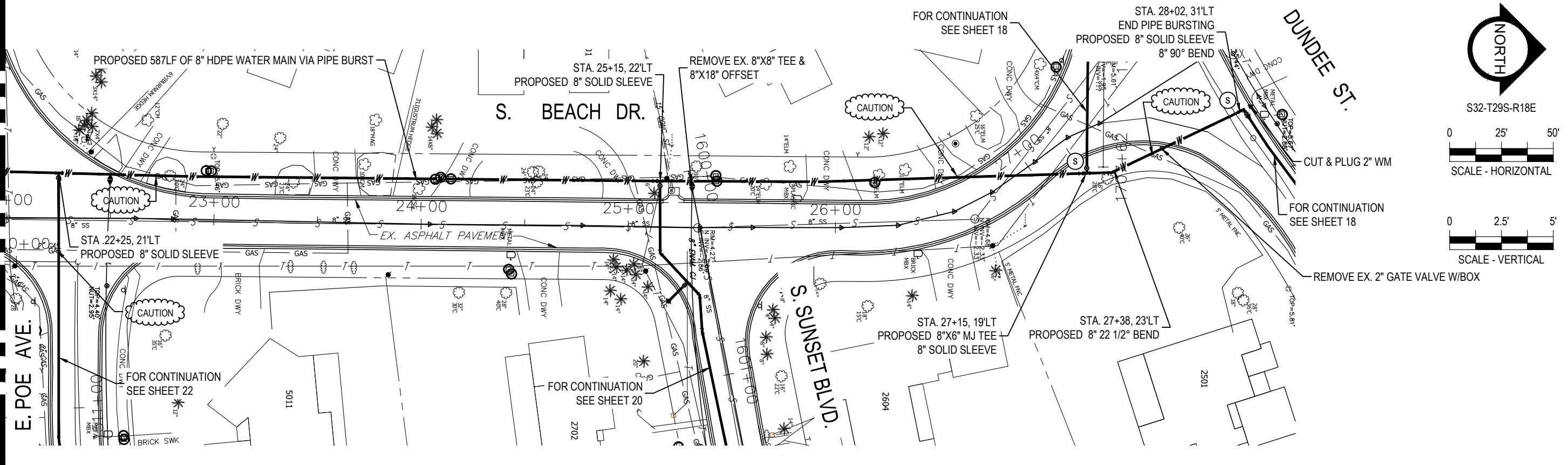
PLAN & PROFILE



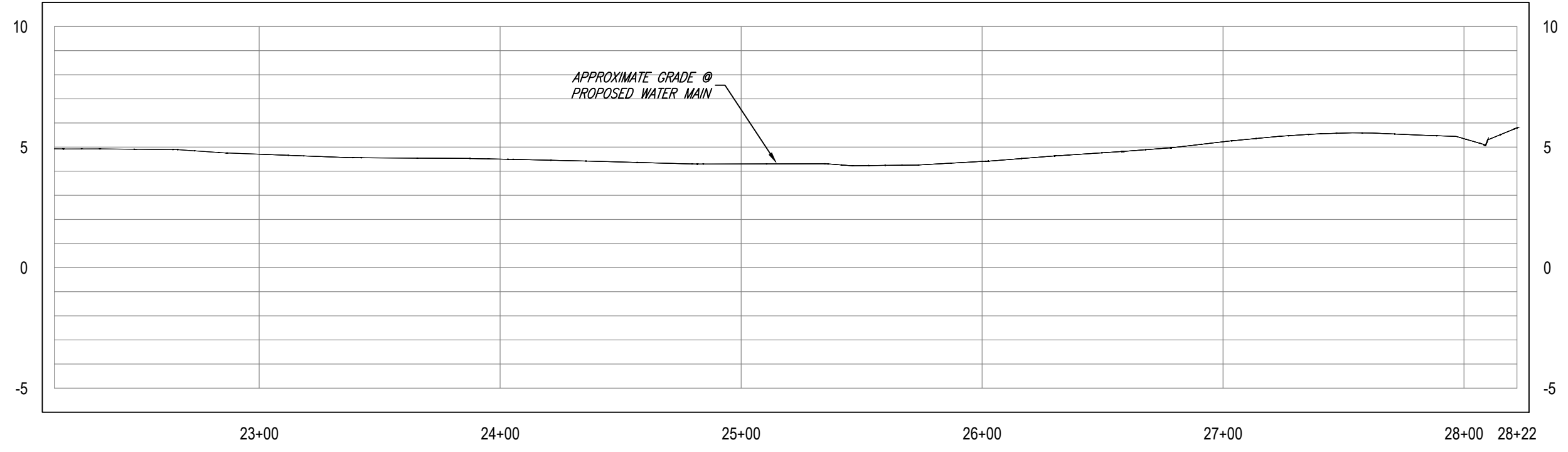
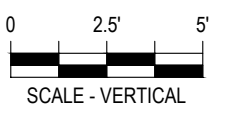
100% PLANS	
WORK ORDER NO.	8407
RECORD DRAWING NO.	
ATLAS PAGE	K8-4
SHEET	15 OF 49

K:\Projects\Fire-FY18-Projects\8407-FY17 CIP Sunset Park (West), NPP-IDM11-8407-FY17 CIP Sunset Park (West)\2-Designs-Drawings\W08407\01-Dwg\02-Sheets\8407 PH II.dwg Apr 09, 2020 - 11:05am

MATCHLINE - SEE SHEET 15



S32-T29S-R18E



RORY A. JONES, P.E.
CITY OF TAMPA WATER DEPT.
306 E. JACKSON ST., 5E
TAMPA, FLA. 33602
P.E. #79453

REV NO.	DATE	DESCRIPTION	BY	DESIGNED	NPP
				DRAWN	JDM
				CHECKED	RAJ
				DATE	10/01/2017

SUNSET PARK DISTRIBUTION
LINE REPLACEMENT (WEST)

PLAN & PROFILE

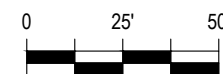


100% PLANS

WORK ORDER NO.	8407
RECORD DRAWING NO.	
ATLAS PAGE	K8-4
SHEET	16 OF 49



S32-T29S-R18E

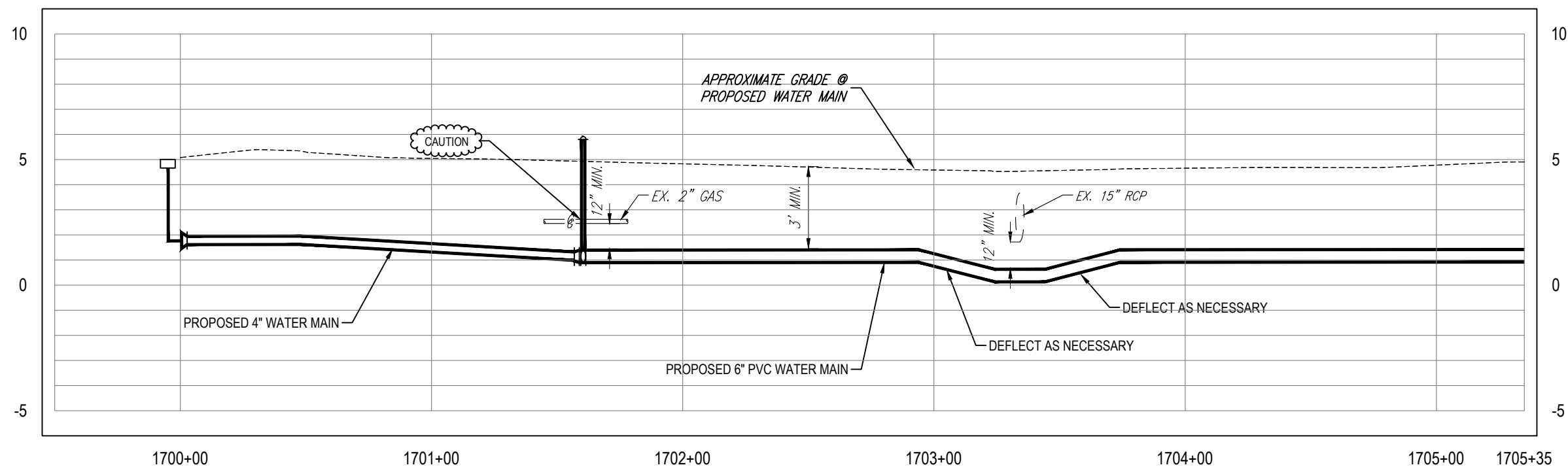
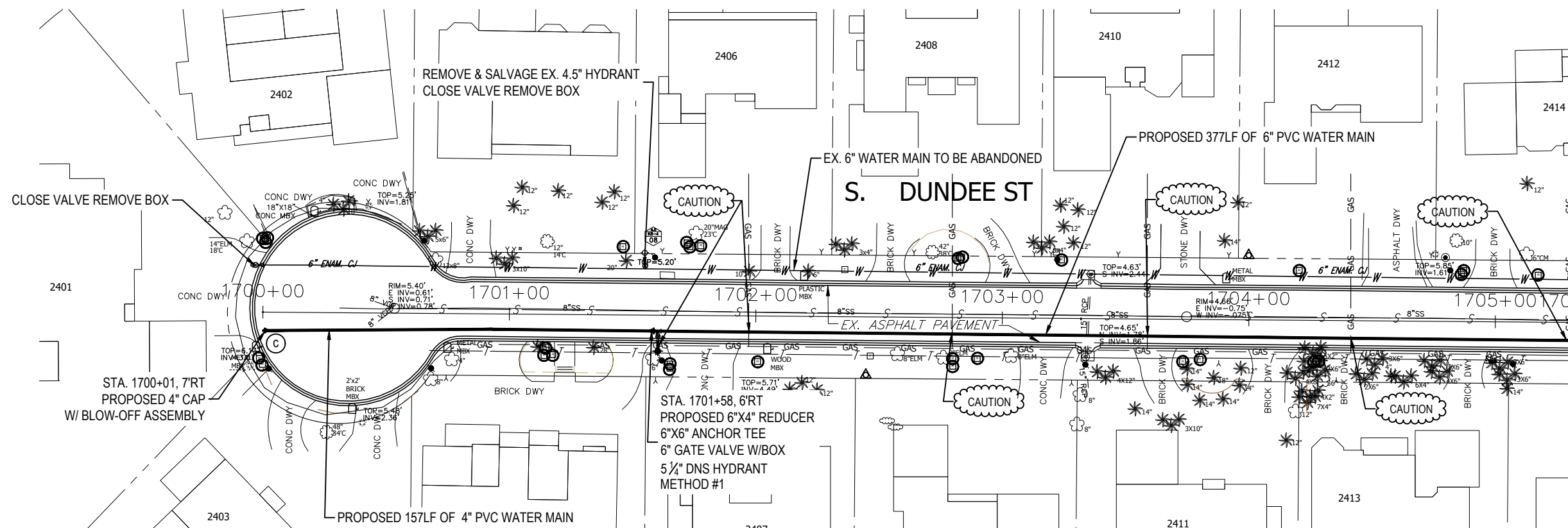


SCALE - HORIZONTAL



SCALE - VERTICAL

MATCHLINE - SEE SHEET 18



K:\Projects\Fire\FY18-Projects\8407-FY17 CIP Sunset Park (West)\2-Designs Drawings\W0847\01-Dwg\02-Sheets\8407 PH II.dwg, Apr 09, 2020 - 11:06am

RORY A. JONES, P.E.
CITY OF TAMPA WATER DEPT.
306 E. JACKSON ST., 5E
TAMPA, FLA. 33602
P.E. #79453

REV NO.	DATE	DESCRIPTION	BY	DESIGNED	NPP

DRAWN JDM
CHECKED RAJ
DATE 10/01/2017

SUNSET PARK DISTRIBUTION
LINE REPLACEMENT (WEST)

PLAN & PROFILE



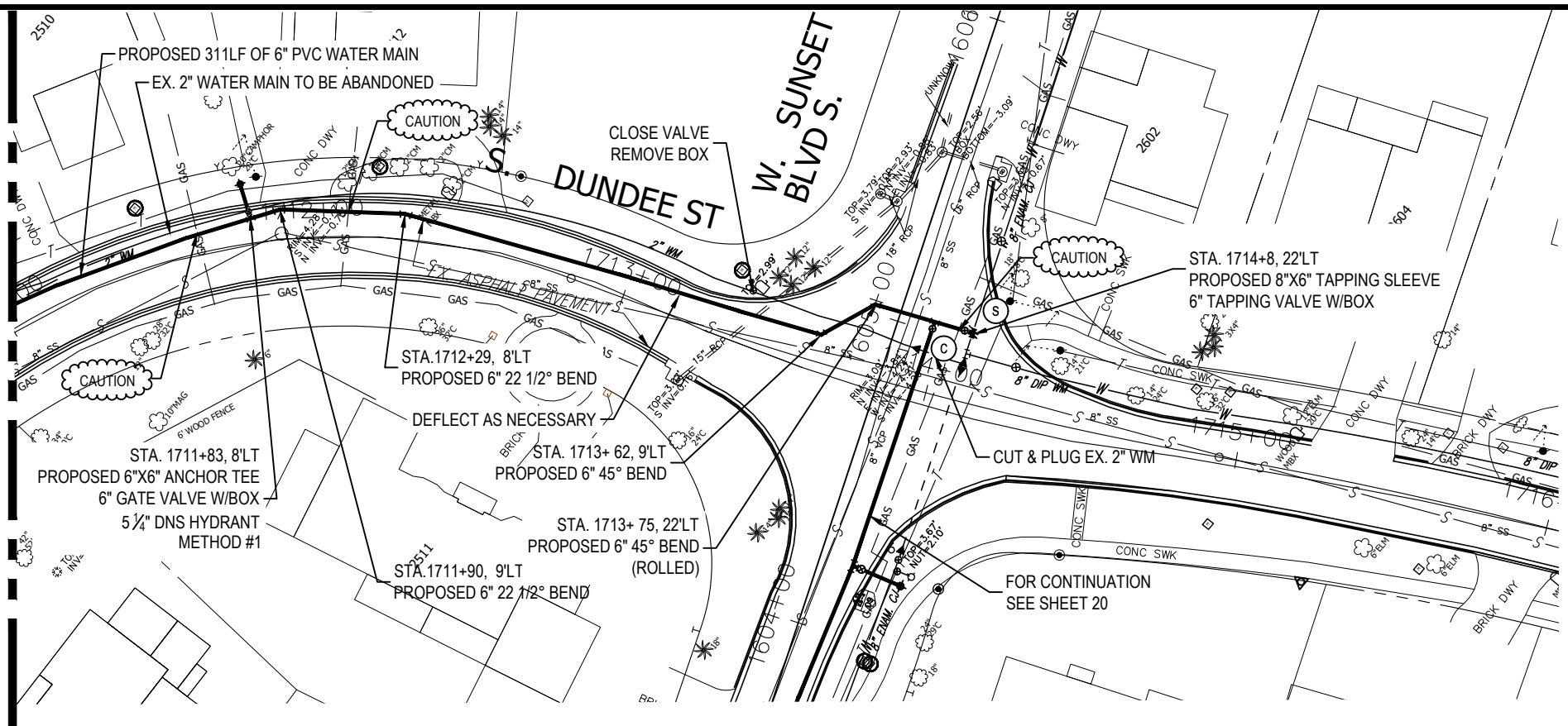
100% PLANS

WORK ORDER NO. 8407

RECORD DRAWING NO.

ATLAS PAGE K8-4 SHEET 17 OF 49

MATCHLINE - SEE SHEET 18



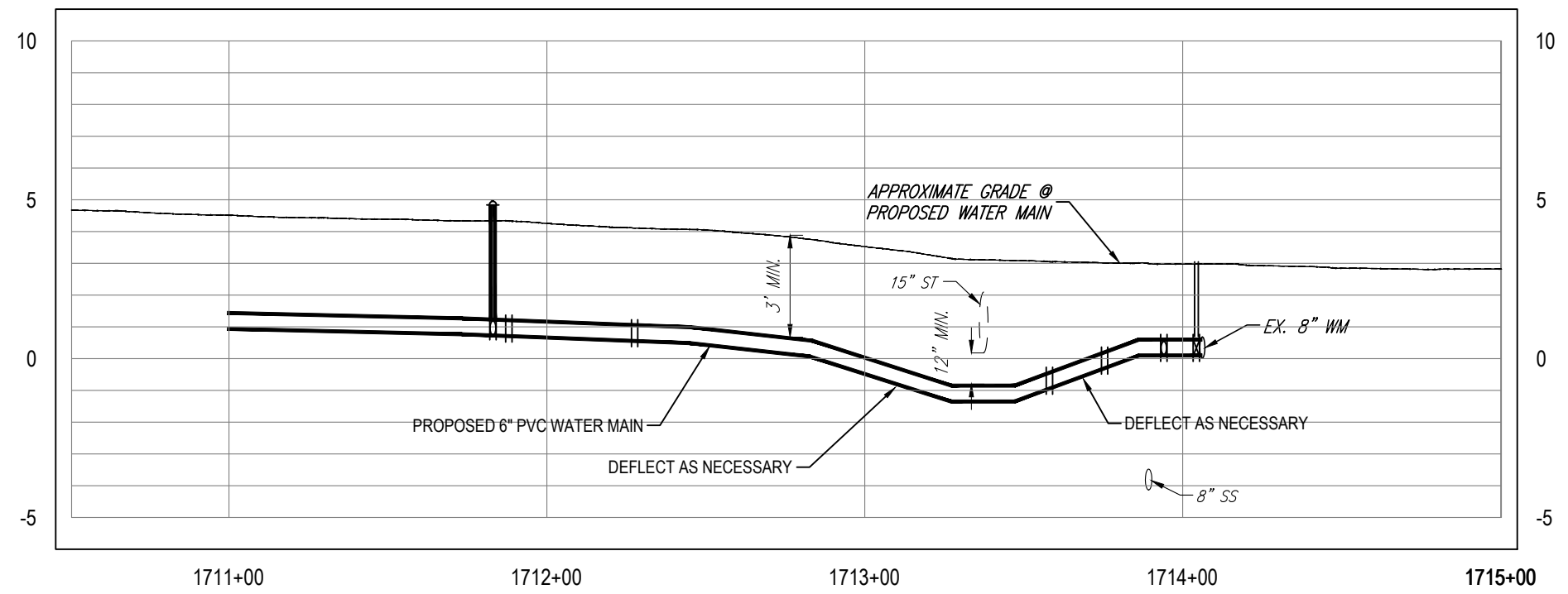
S32-T29S-R18E



SCALE - HORIZONTAL



SCALE - VERTICAL



K:\Projects\Fire-FY18-Projects\8407-FY17 CIP Sunset Park (West)\NPP-IDM1-8407-FY17 CIP Sunset Park (West)\2-Design\5-Drawings\W08407\01-Dwg\02-Sheets\8407 PH II.dwg Apr 09, 2020 - 11:06am

RORY A. JONES, P.E.
CITY OF TAMPA WATER DEPT.
306 E. JACKSON ST., 5E
TAMPA, FLA. 33602
P.E. #79453

REV. NO.	DATE	DESCRIPTION	BY	DESIGNED	NPP
.	.	.	.	JDM	JDM
.	.	.	.	RAJ	RAJ
.	.	.	.	DATE	10/01/2017

SUNSET PARK DISTRIBUTION
LINE REPLACEMENT (WEST)

PLAN & PROFILE

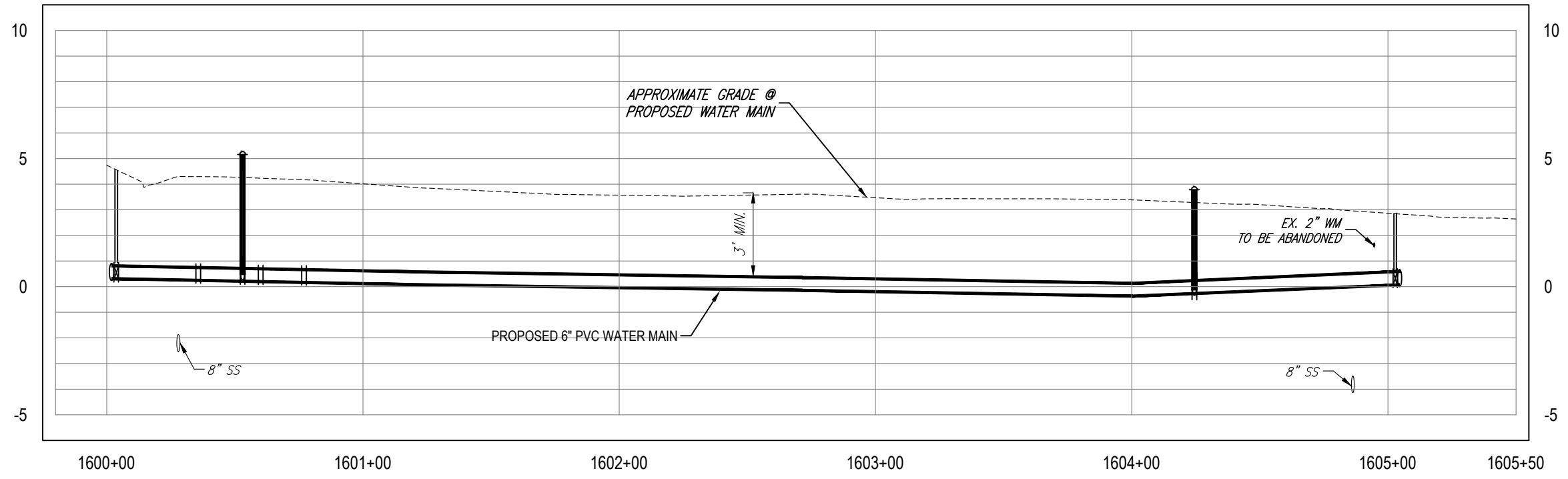
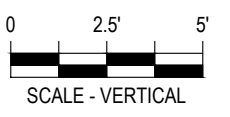
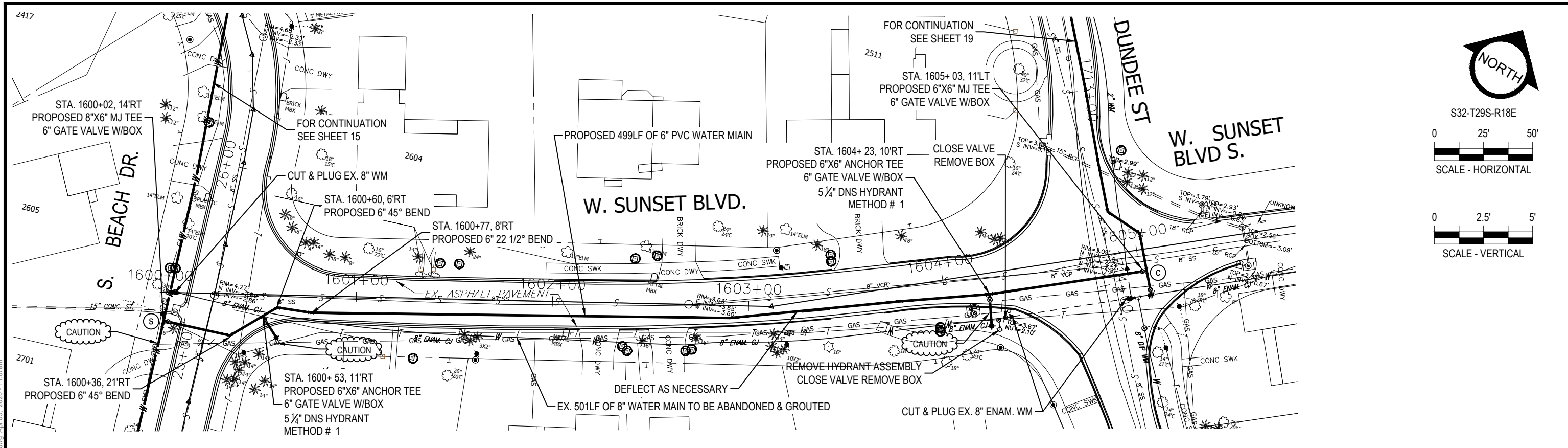


100% PLANS

WORK ORDER NO. 8407

RECORD DRAWING NO.

ATLAS PAGE K8-4 SHEET 19 OF 49



K:\Projects\Fire\FY18-Projects\8407 - FY17 CIP Sunset Park (West)\NPP_IDM11_8407 - FY17 CIP Sunset Park (West)\2-Design\5 Drawings\W084701-Dwg\02-Sheets\8407 PH II.dwg, Apr 09, 2020 - 11:07am

RORY A. JONES, P.E.
 CITY OF TAMPA WATER DEPT.
 306 E. JACKSON ST., 5E
 TAMPA, FLA. 33602
 P.E. #79453

REV NO.	DATE	DESCRIPTION	BY

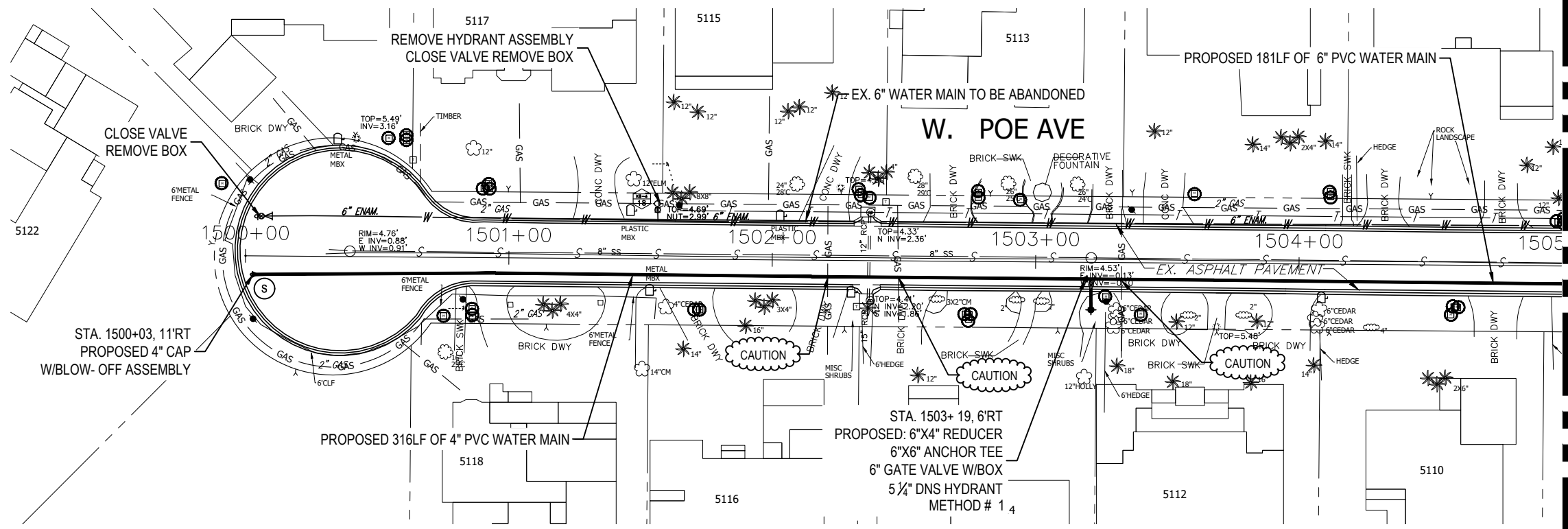
DESIGNED NPP
 DRAWN JDM
 CHECKED RAJ
 DATE 10/01/2017

SUNSET PARK DISTRIBUTION
 LINE REPLACEMENT (WEST)

PLAN & PROFILE



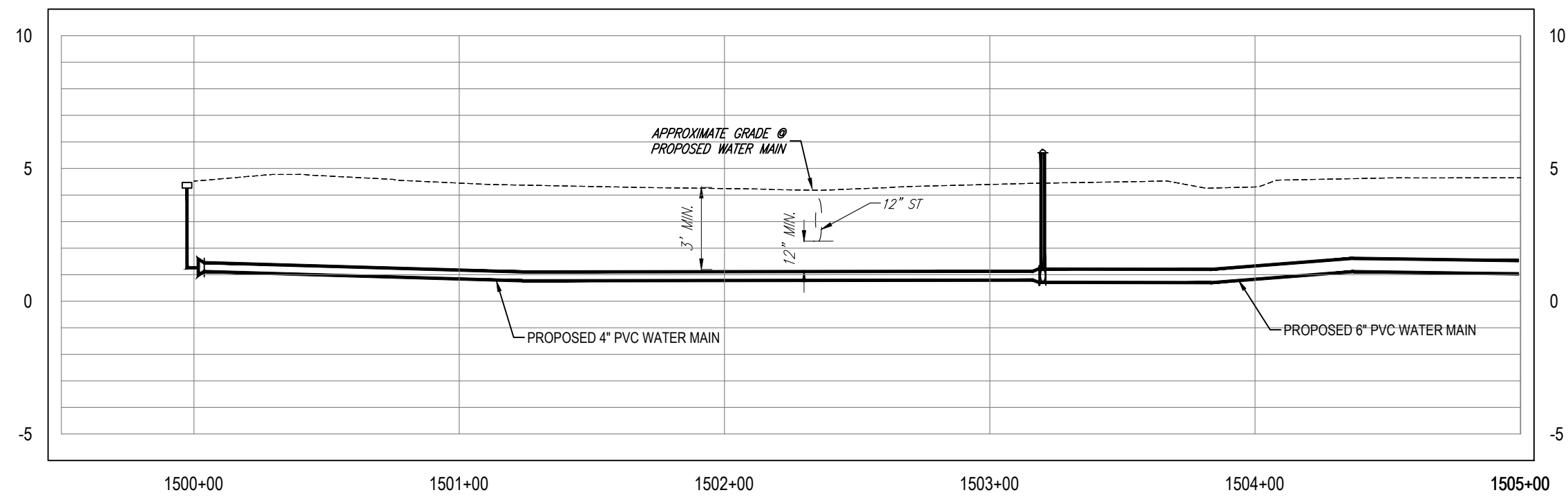
100% PLANS	
WORK ORDER NO.	8407
RECORD DRAWING NO.	
ATLAS PAGE	K8-4
SHEET	20 OF 49



S32-T29S-R18E
 0 25' 50'
 SCALE - HORIZONTAL

0 2.5' 5'
 SCALE - VERTICAL

MATCHLINE - SEE SHEET 22



K:\Projects\Fire\FY18-Projects\8407 - FY17 CIP Sunset Park (West). NPP - JDM11 - 8407 - FY17 CIP Sunset Park (West)12-Design15 Drawings\W0847\01-Dwg\02-Sheets\8407 PH II.dwg Apr 09, 2020 - 11:07am

RORY A. JONES, P.E.
 CITY OF TAMPA WATER DEPT.
 306 E. JACKSON ST., 5E
 TAMPA, FLA. 33602
 P.E. #79453

REV. NO.	DATE	DESCRIPTION	BY	DESIGNED	NPP

DATE 10/01/2017

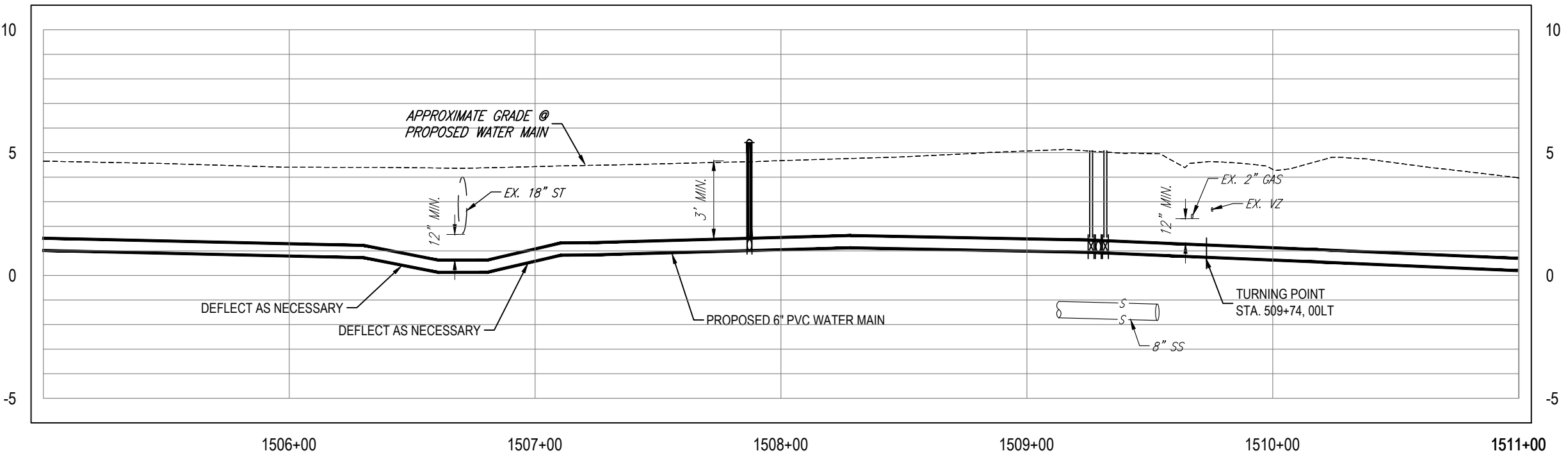
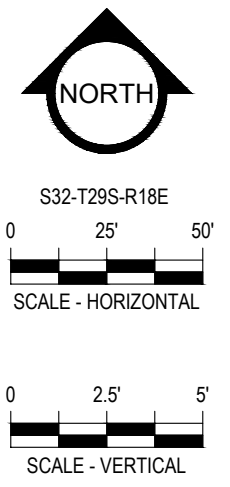
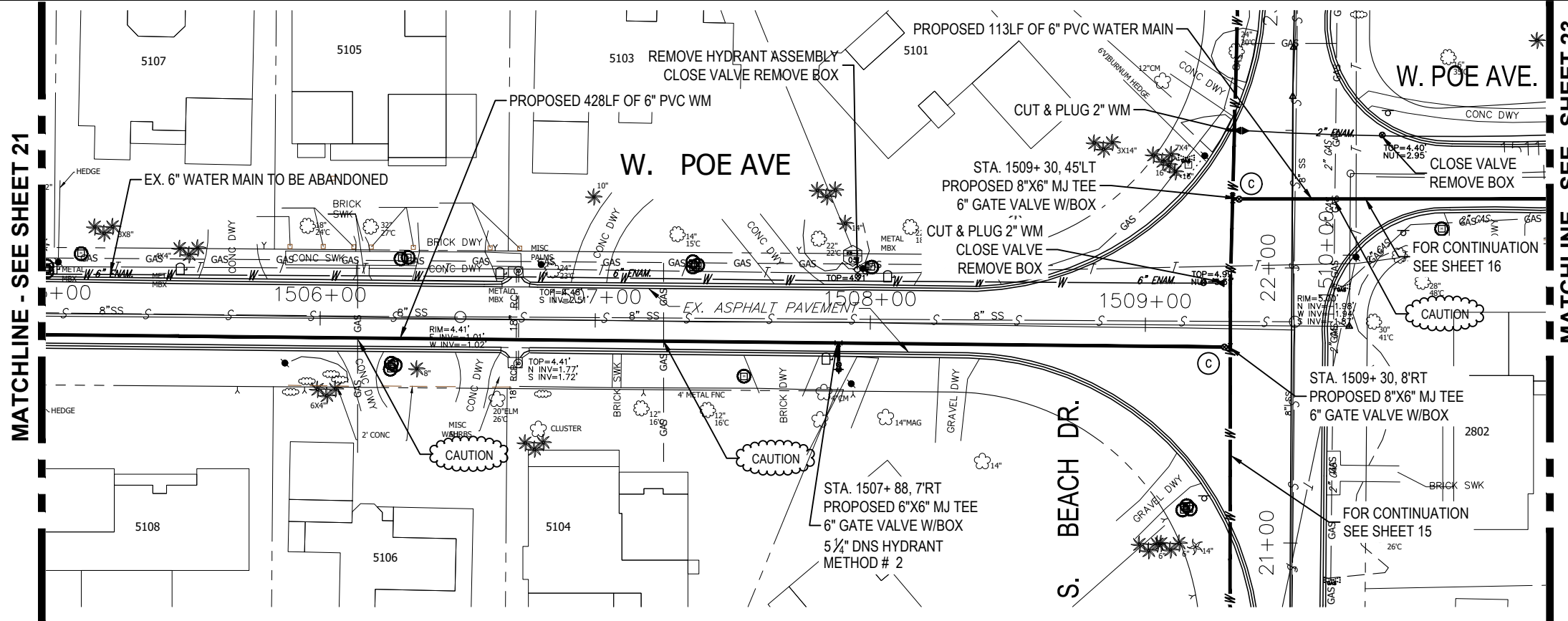
SUNSET PARK DISTRIBUTION
 LINE REPLACEMENT (WEST)

PLAN & PROFILE



100% PLANS

WORK ORDER NO.	8407
RECORD DRAWING NO.	
ATLAS PAGE	K8-4
SHEET	21 OF 49



K:\Projects\Fire-FY18-Projects\8407-FY17 CIP Sunset Park (West)\NPP-IDM11-8407-FY17 CIP Sunset Park (West)\2-Designs\Drawings\W0847\01-Dwg\02-Sheets\8407 PH II.dwg, Apr 09, 2020 - 11:07am

RORY A. JONES, P.E.
 CITY OF TAMPA WATER DEPT.
 306 E. JACKSON ST., 5E
 TAMPA, FLA. 33602
 P.E. #79453

REV NO.	DATE	DESCRIPTION	BY	DESIGNED	NPP

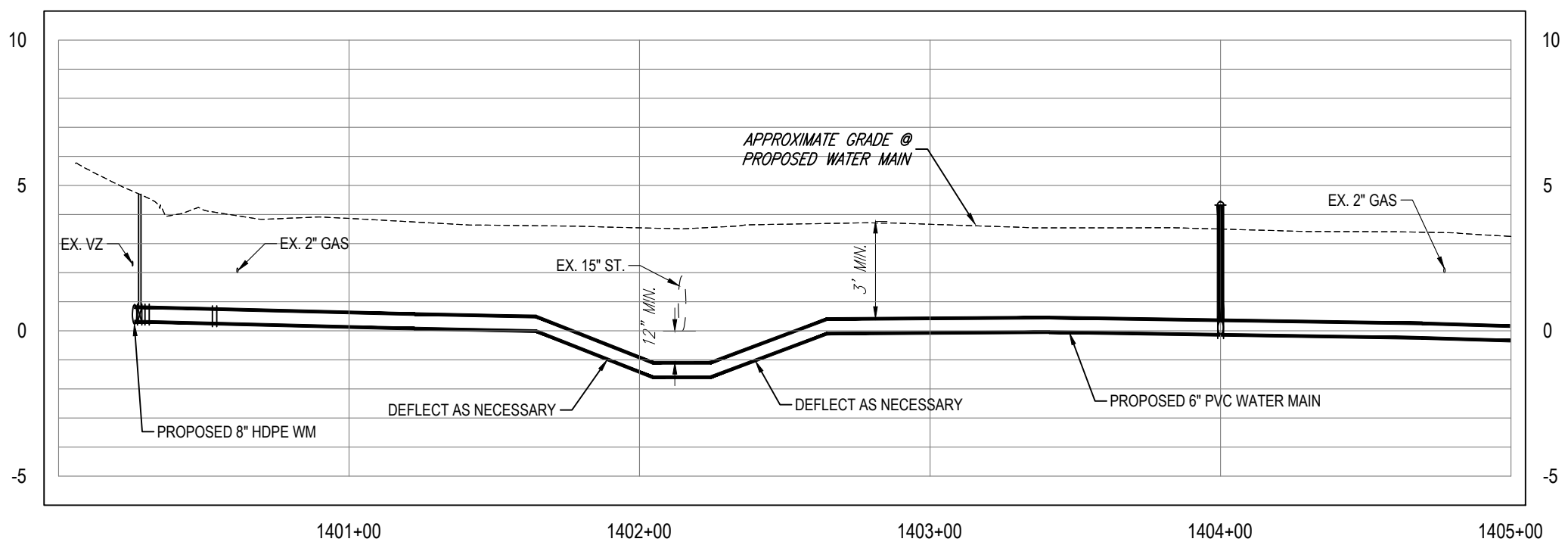
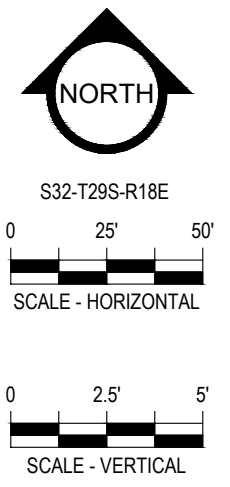
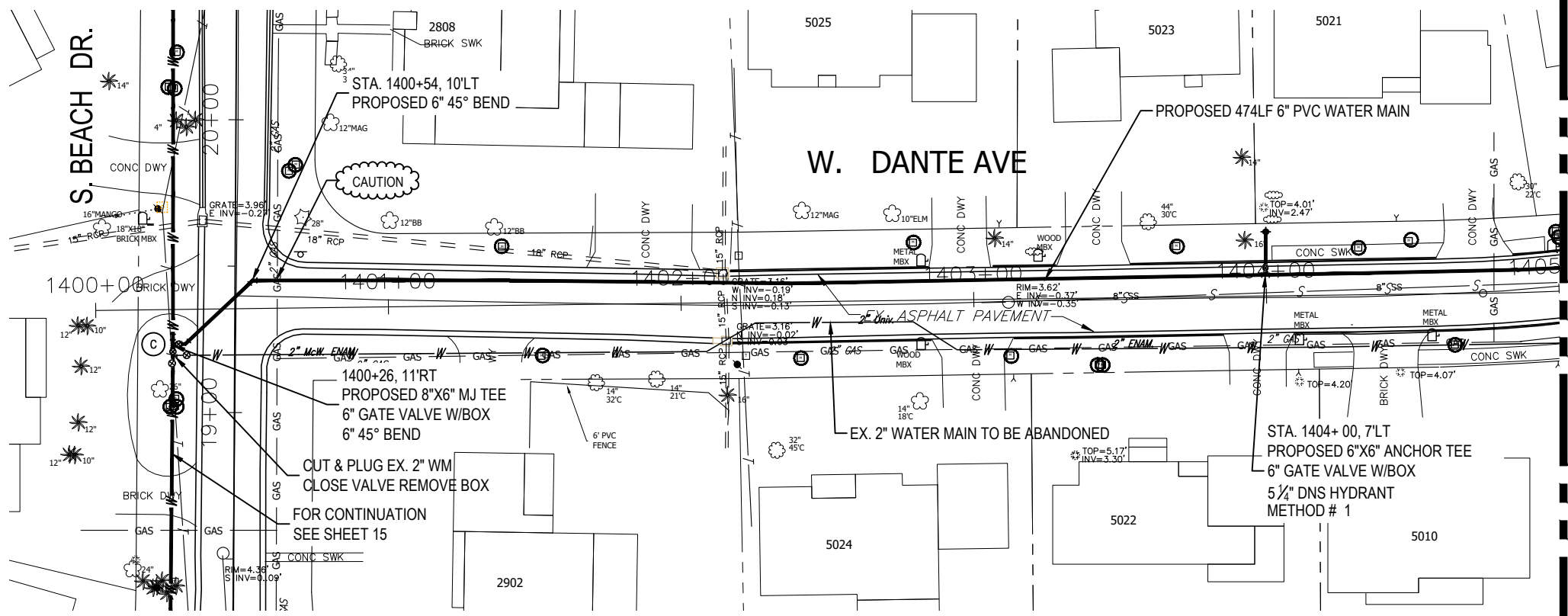
DATE 10/01/2017

SUNSET PARK DISTRIBUTION
 LINE REPLACEMENT (WEST)

PLAN & PROFILE



100% PLANS	
WORK ORDER NO.	8407
RECORD DRAWING NO.	
ATLAS PAGE	K8-4
SHEET	22 OF 49



K:\Projects\Pre-FY18-Projects\8407 - FY17 CIP Sunset Park (West), NPP, JDM11 - 8407 - FY17 CIP Sunset Park (West)12-Design15 Drawings\W0847\01-Dwg\02-Sheets\8407 PH III.dwg Apr 09, 2020 - 11:08am

RORY A. JONES, P.E.
 CITY OF TAMPA WATER DEPT.
 306 E. JACKSON ST., 5E
 TAMPA, FLA. 33602
 P.E. #79453

REV NO.	DATE	DESCRIPTION	BY	DESIGNED	NPP

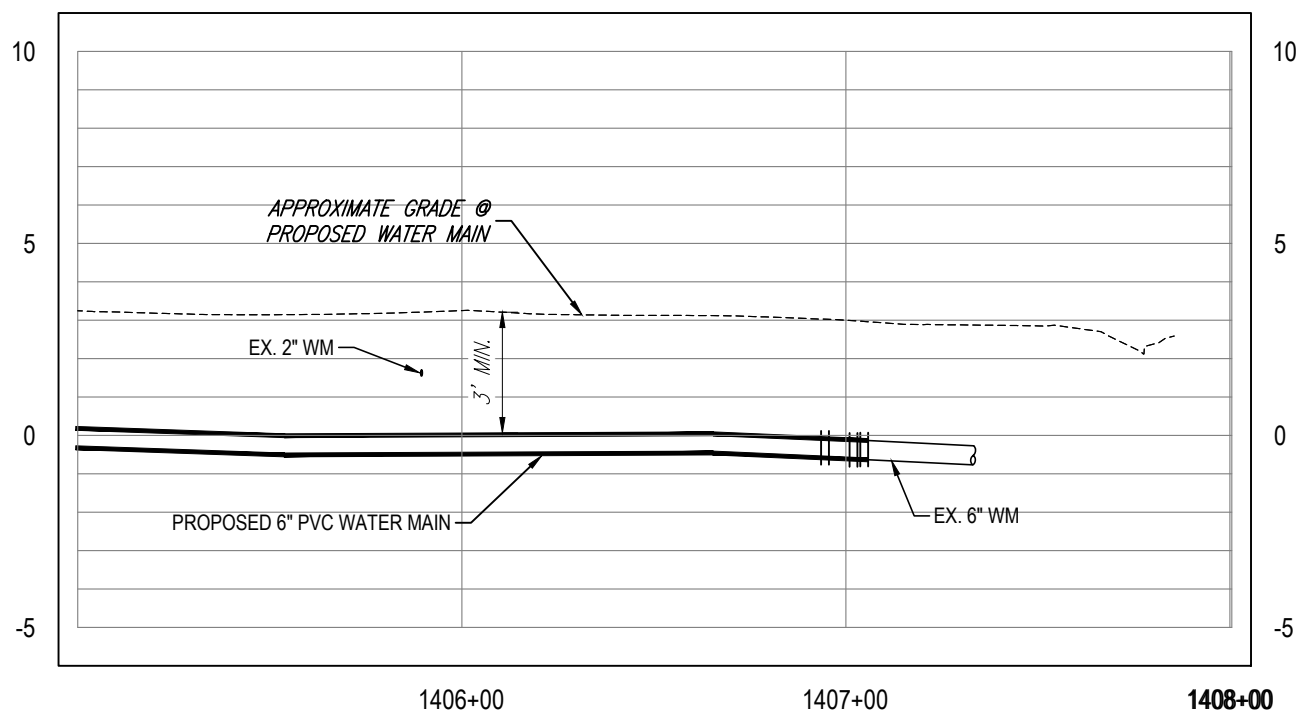
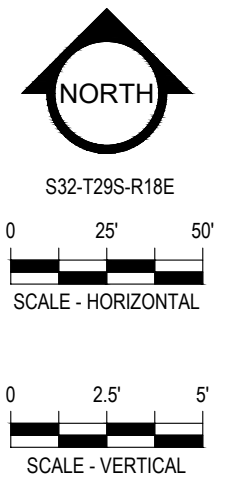
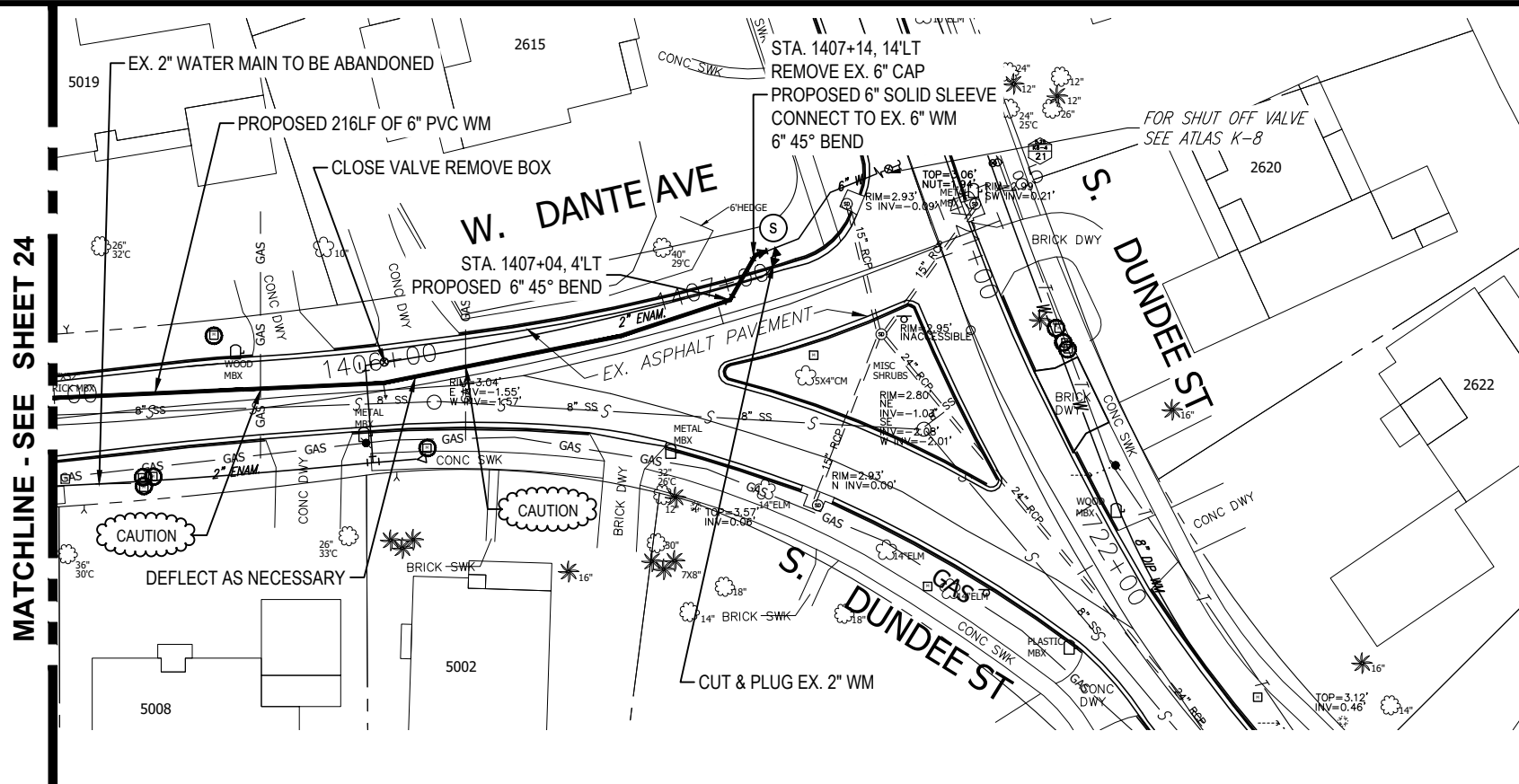
DRAWN JDM
 CHECKED RAJ
 DATE 10/01/2017

SUNSET PARK DISTRIBUTION
 LINE REPLACEMENT (WEST)

PLAN & PROFILE



100% PLANS	
WORK ORDER NO.	8407
RECORD DRAWING NO.	
ATLAS PAGE	K8-4
SHEET	24 OF 49



K:\Projects\Fire\FY18-Projects\8407-FY17 CIP Sunset Park (West).NPP_IDM11_8407-FY17 CIP Sunset Park (West)2-Design\5 Drawings\W084701-Dwg\02-Sheets\8407 PH II.dwg Apr 09, 2020 - 11:08am

RORY A. JONES, P.E.
CITY OF TAMPA WATER DEPT.
306 E. JACKSON ST., 5E
TAMPA, FLA. 33602
P.E. #79453

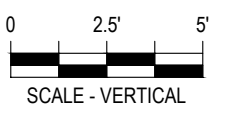
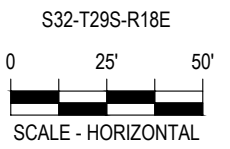
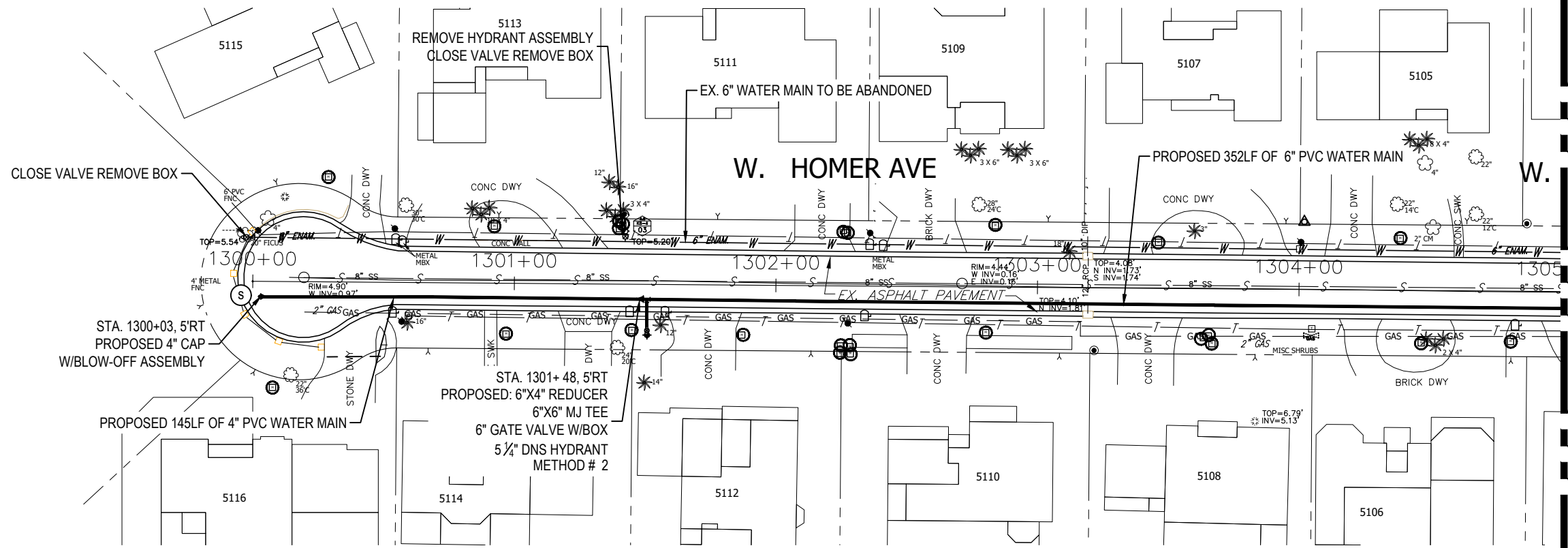
REV. NO.	DATE	DESCRIPTION	BY	DESIGNED	NPP
.	.	.	.	DRAWN	JDM
.	.	.	.	CHECKED	RAJ
.	.	.	.	DATE	10/01/2017

SUNSET PARK DISTRIBUTION
LINE REPLACEMENT (WEST)

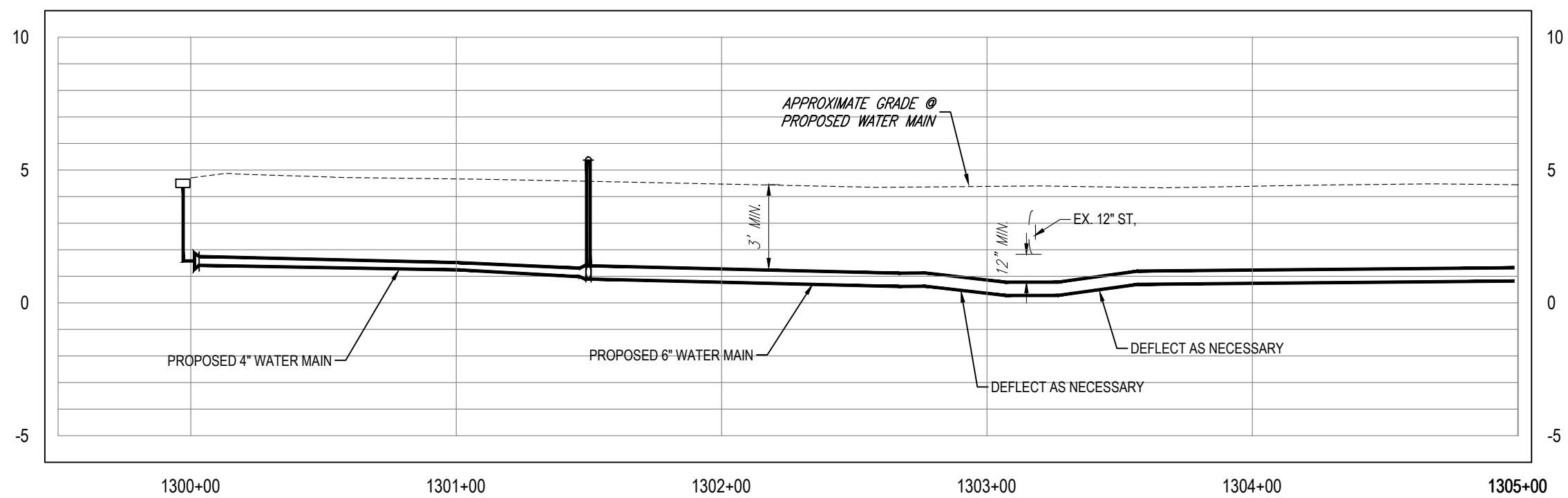
PLAN & PROFILE



100% PLANS	
WORK ORDER NO.	8407
RECORD DRAWING NO.	
ATLAS PAGE	K8-4
SHEET	25 OF 49



MATCHLINE - SEE SHEET 27



K:\Projects\Fire\FY18-Projects\8407 - FY17 CIP Sunset Park (West)\NPP_IDM11_8407 - FY17 CIP Sunset Park (West)\2-Design\5 Drawings\W0847\01-Dwg\02-Sheets\8407 PH II.dwg Apr 09, 2020 - 11:09am

RORY A. JONES, P.E.
CITY OF TAMPA WATER DEPT.
306 E. JACKSON ST., 5E
TAMPA, FLA. 33602
P.E. #79453

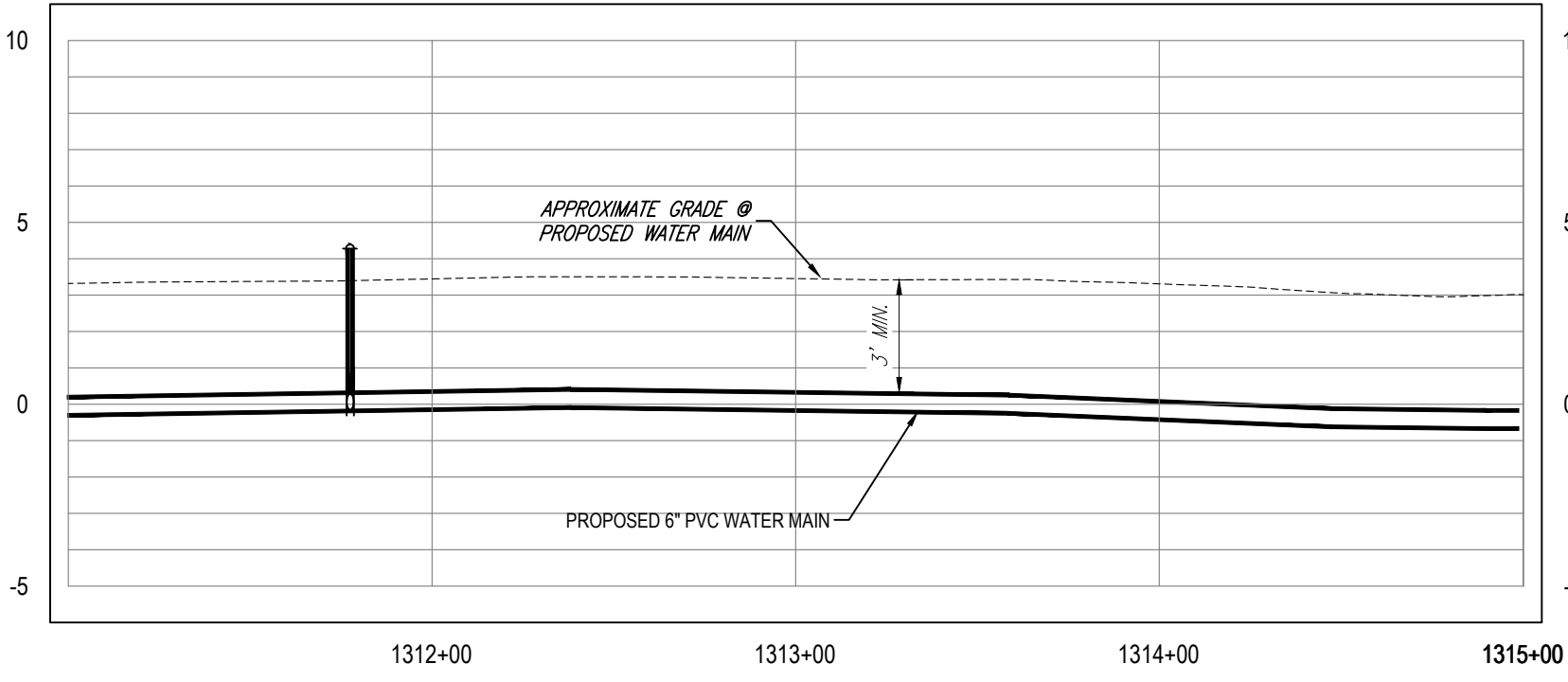
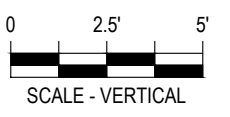
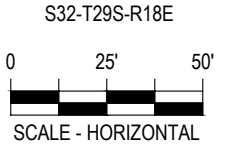
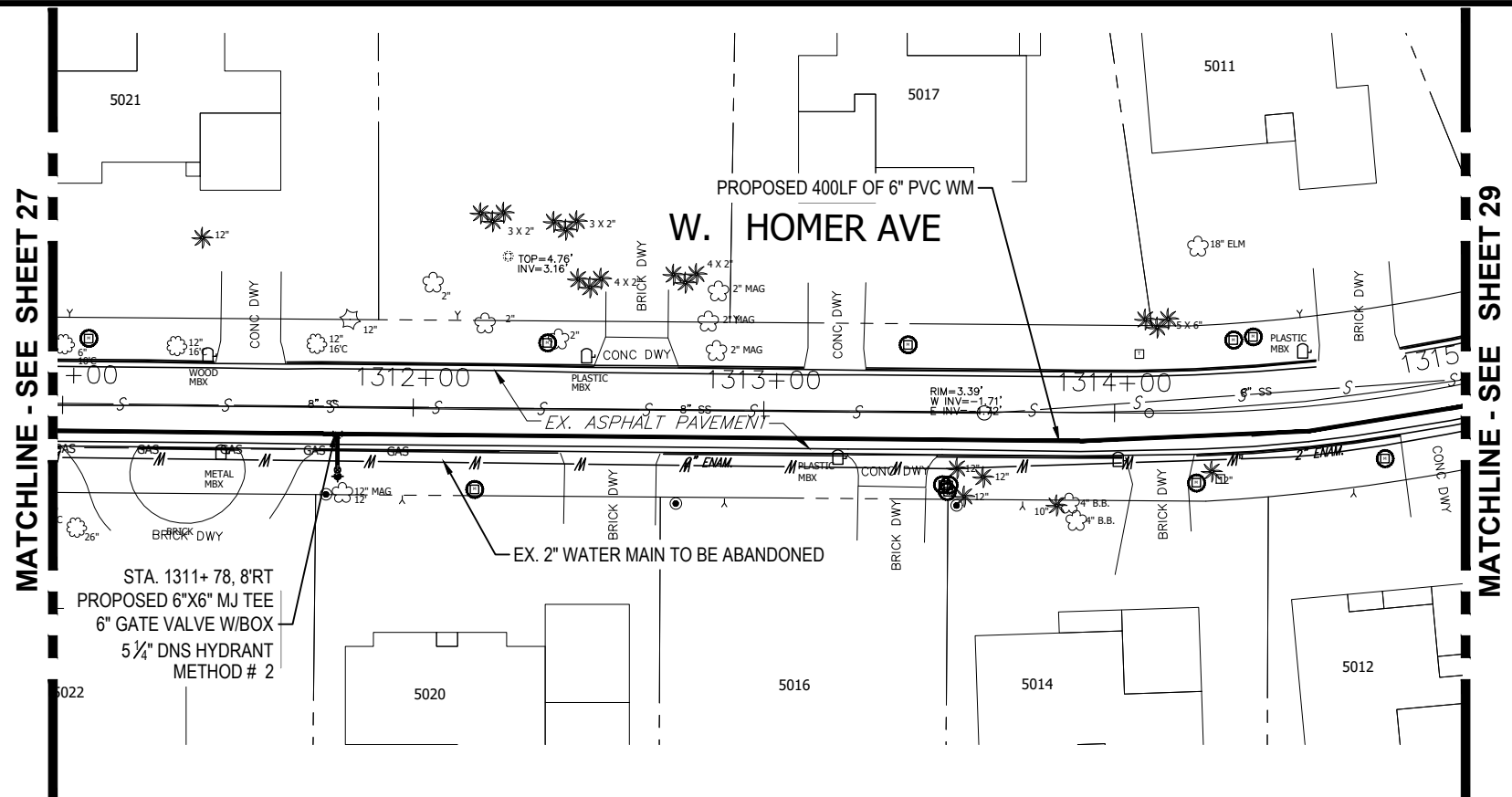
REV NO.	DATE	DESCRIPTION	BY	DESIGNED	NPP
.	.	.	.	DRAWN	JDM
.	.	.	.	CHECKED	RAJ
.	.	.	.	DATE	10/01/2017

SUNSET PARK DISTRIBUTION
LINE REPLACEMENT (WEST)

PLAN & PROFILE



100% PLANS	
WORK ORDER NO.	8407
RECORD DRAWING NO.	
ATLAS PAGE	K8-4
SHEET	26 OF 49



K:\Projects\Pre-FY18\Projects\8407 - FY17 CIP Sunset Park (West), NPP, JDM11 - 8407 - FY17 CIP Sunset Park (West)2 - Design\5 - Drawings\W08407\01-Dwg\02-Sheets\8407 PH II.dwg, Apr 09, 2020 - 11:09am

RORY A. JONES, P.E.
 CITY OF TAMPA WATER DEPT.
 306 E. JACKSON ST., 5E
 TAMPA, FLA. 33602
 P.E. #79453

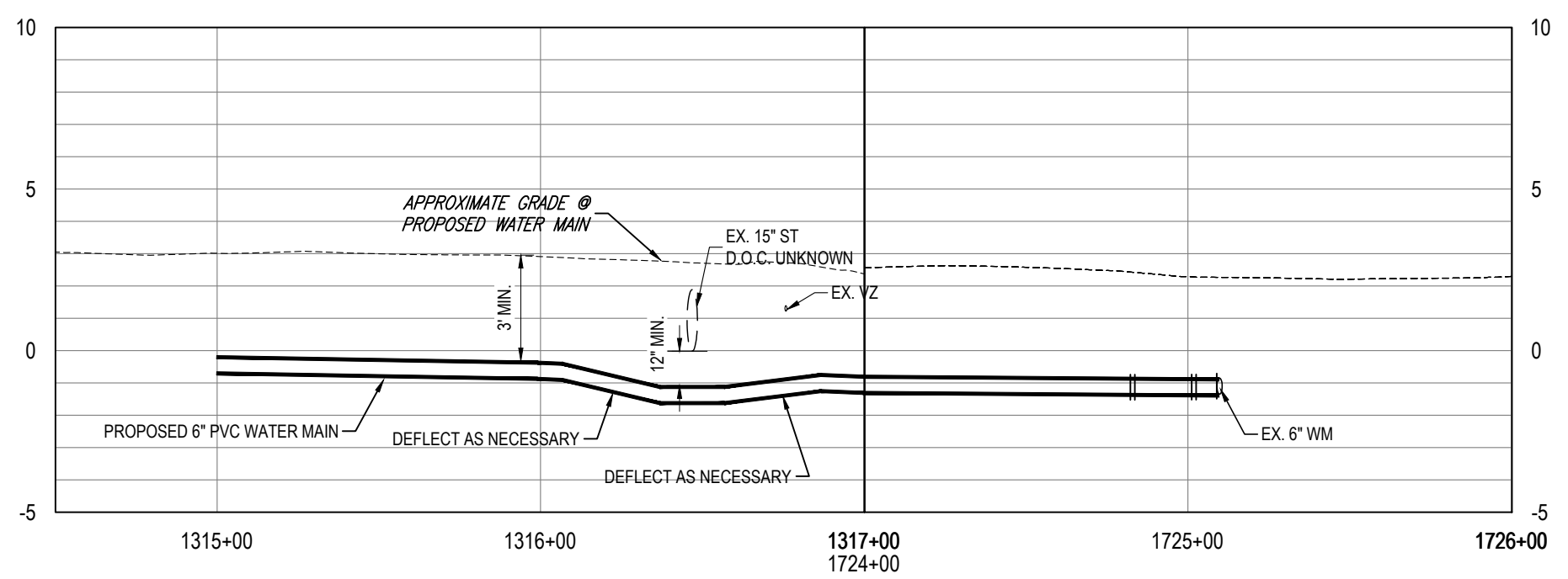
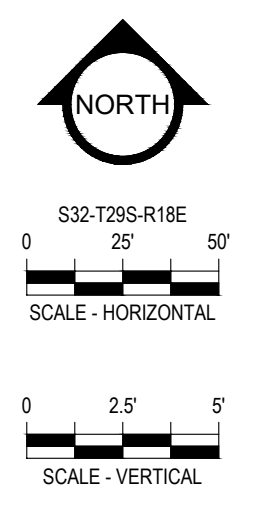
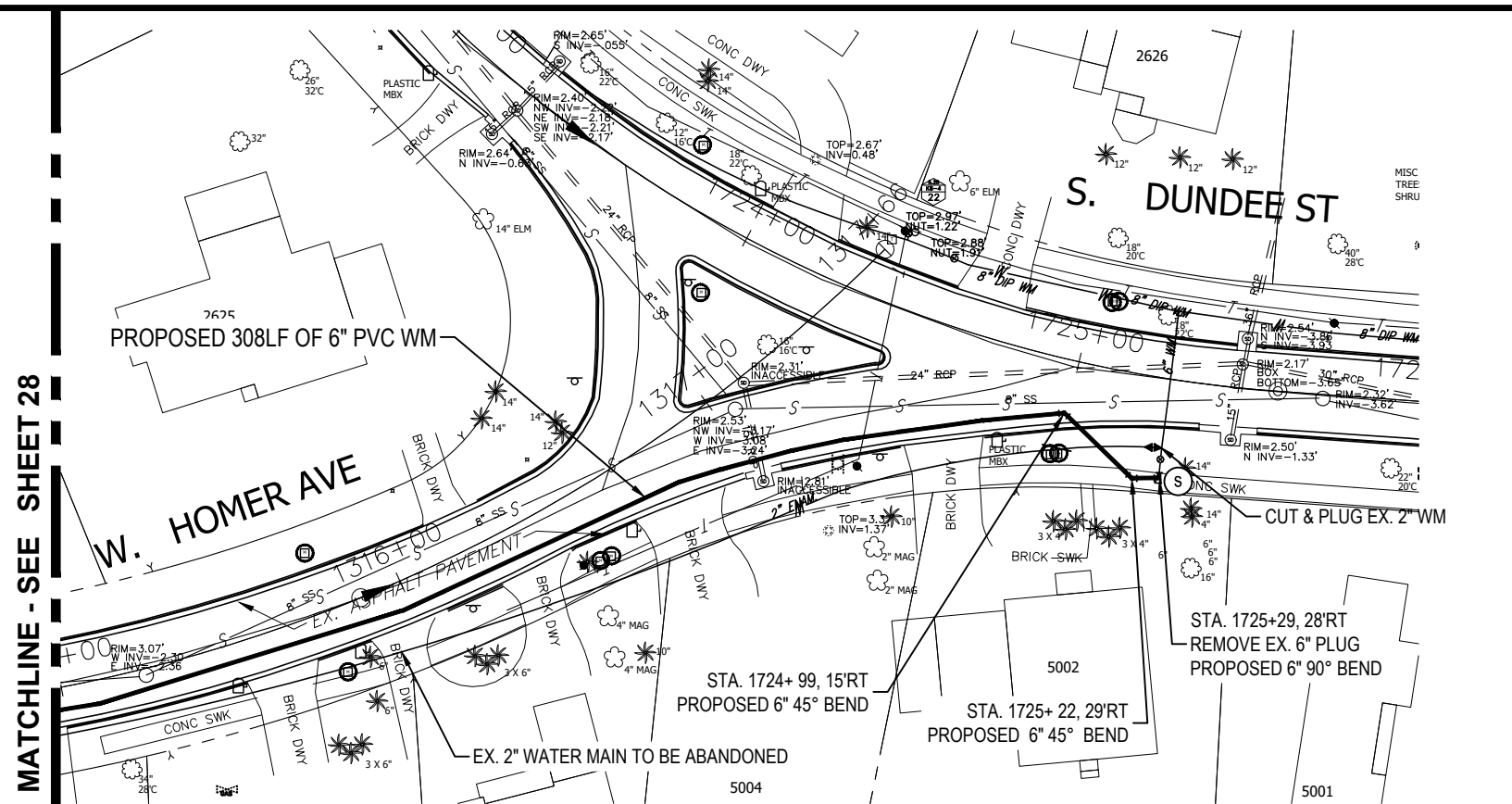
REV. NO.	DATE	DESCRIPTION	BY	DESIGNED	NPP
				DRAWN	JDM
				CHECKED	RAJ
				DATE	10/01/2017

**SUNSET PARK DISTRIBUTION
 LINE REPLACEMENT (WEST)**

PLAN & PROFILE



100% PLANS	
WORK ORDER NO.	8407
RECORD DRAWING NO.	
ATLAS PAGE	K8-4 SHEET 28 OF 49



K:\Projects\Fire-FY18-Projects\8407-FY17 CIP Sunset Park (West)\NPP-JDM11-8407-FY17 CIP Sunset Park (West)\2-Design\5-Drawings\W084701-Dwg\02-Sheets\8407 PH\112.dwg, Apr 09, 2020 - 11:10am

RORY A. JONES, P.E.
 CITY OF TAMPA WATER DEPT.
 306 E. JACKSON ST., 5E
 TAMPA, FLA. 33602
 P.E. #79453

REV. NO.	DATE	DESCRIPTION	BY

DESIGNED NPP
 DRAWN JDM
 CHECKED RAJ
 DATE 10/01/2017

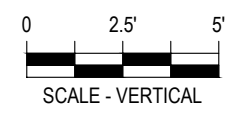
SUNSET PARK DISTRIBUTION
 LINE REPLACEMENT (WEST)
 PLAN & PROFILE



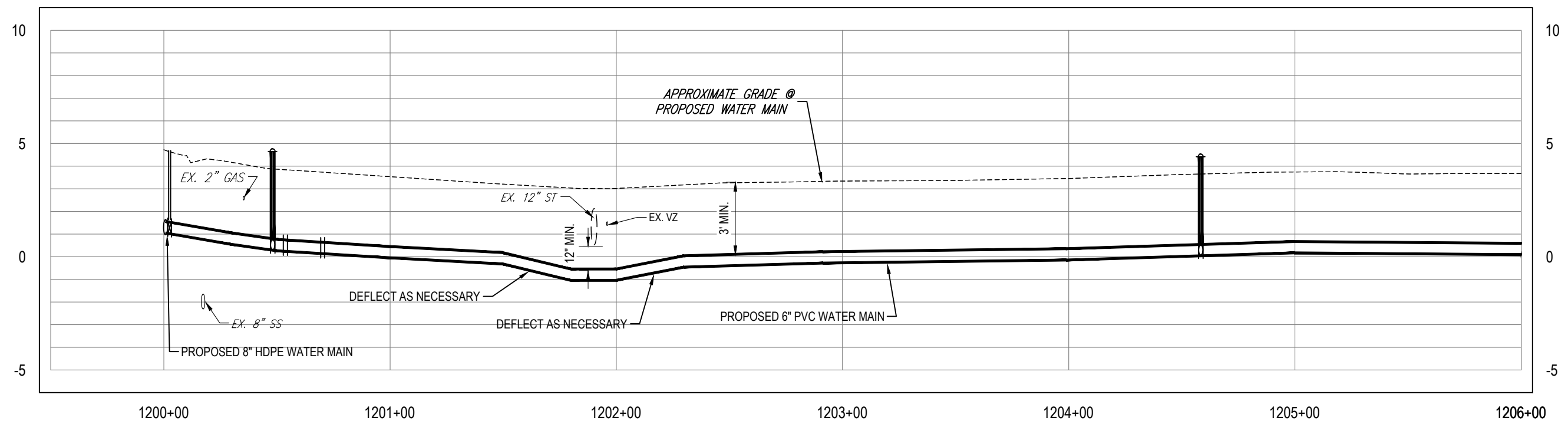
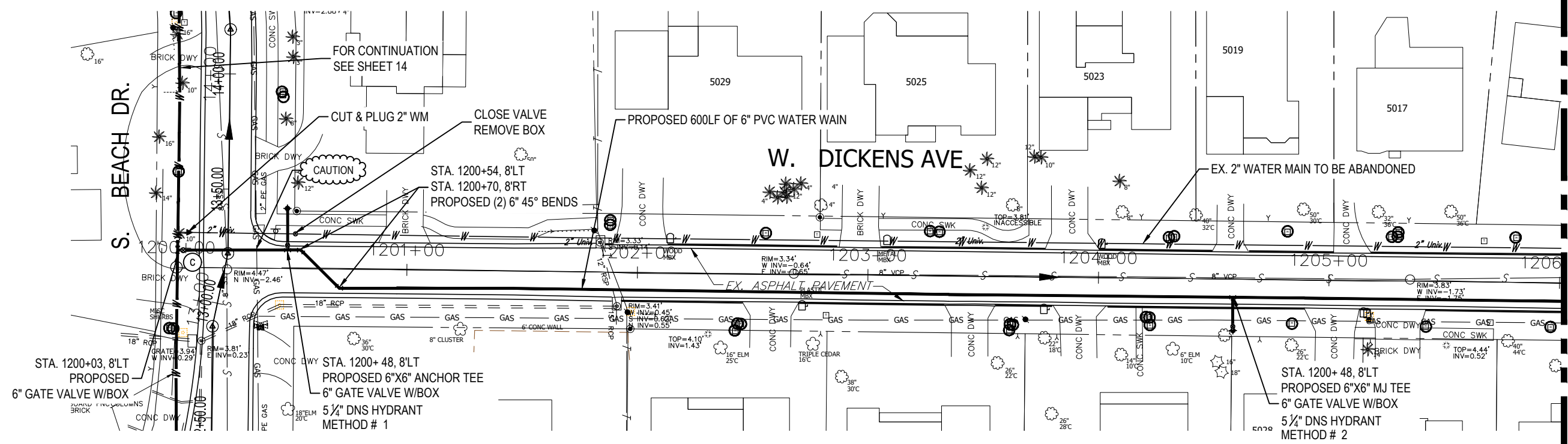
100% PLANS	
WORK ORDER NO.	8407
RECORD DRAWING NO.	
ATLAS PAGE	K8-4
SHEET	29 OF 49



S32-T29S-R18E



MATCHLINE - SEE SHEET 31



K:\Projects\Fire-FY18-Projects\8407-FY17 CIP Sunset Park (West).NPP-IDM11-8407-FY17 CIP Sunset Park (West)2-Designs-Drawings\W084701-Dwg\02-Sheets\8407 PH III 2.dwg, Apr 09, 2020 - 11:10am

RORY A. JONES, P.E.
CITY OF TAMPA WATER DEPT.
306 E. JACKSON ST., 5E
TAMPA, FLA. 33602
P.E. #79453

REV NO.	DATE	DESCRIPTION	BY	DESIGNED	NPP

DRAWN JDM
CHECKED RAJ
DATE 10/01/2017

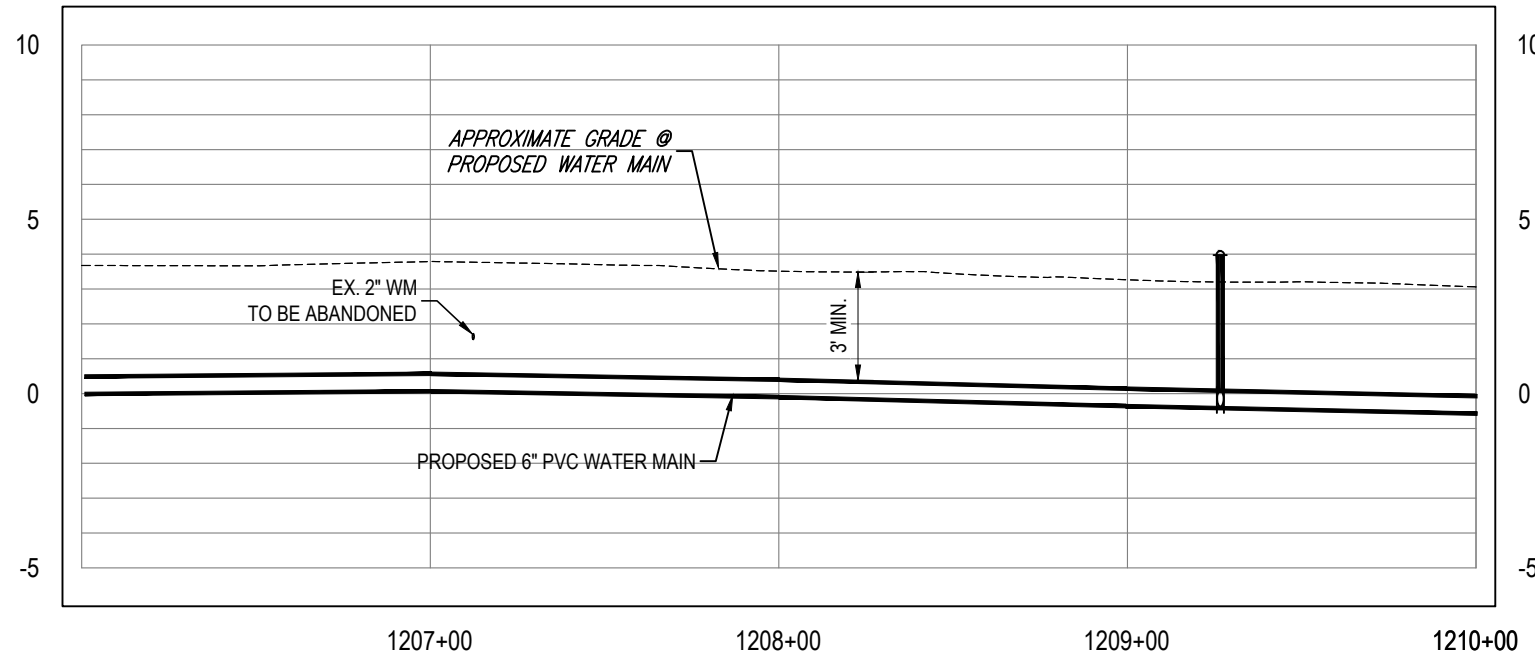
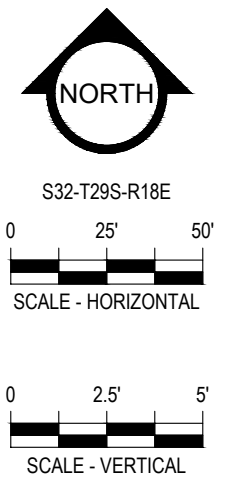
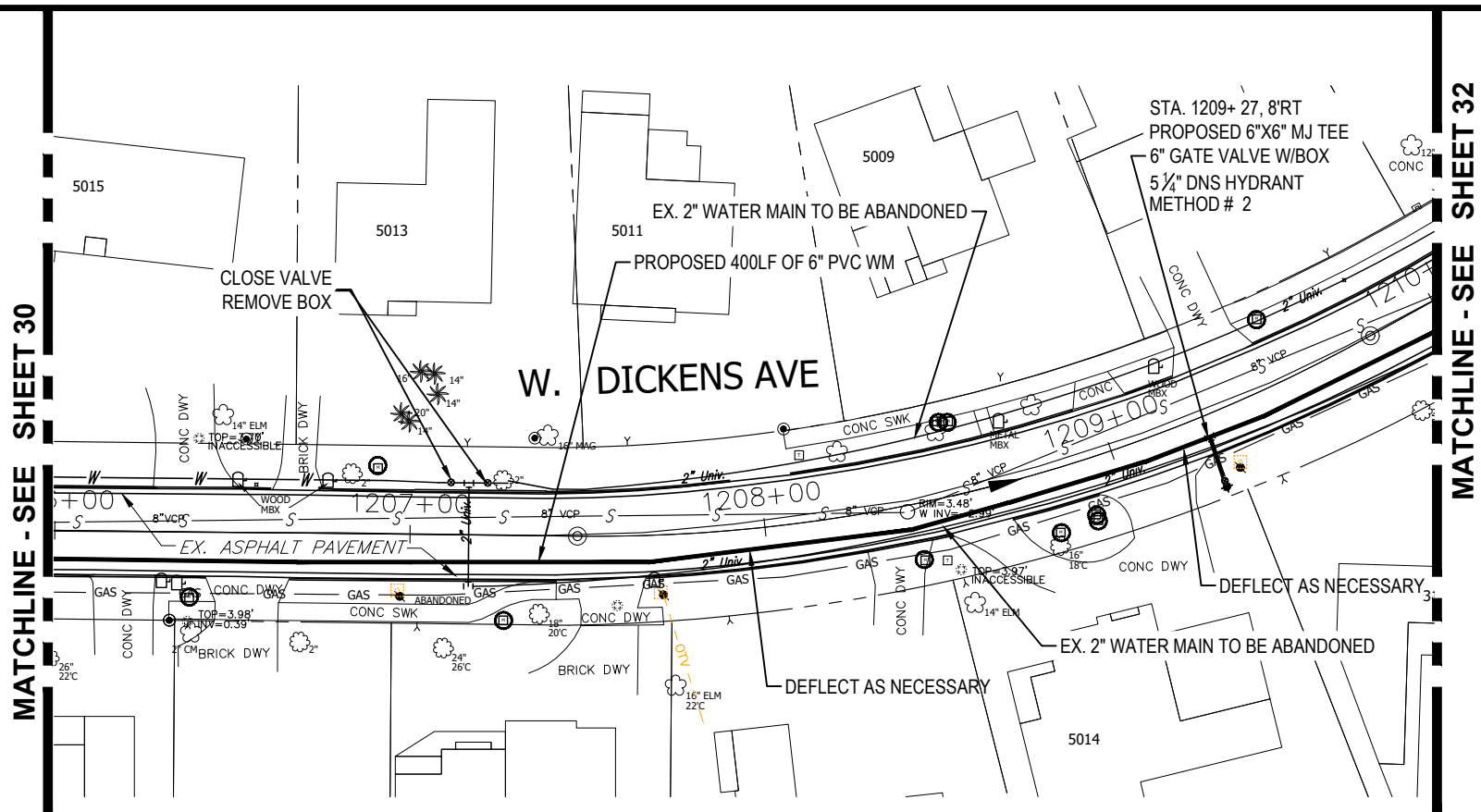
SUNSET PARK DISTRIBUTION
LINE REPLACEMENT (WEST)

PLAN & PROFILE



100% PLANS

WORK ORDER NO.	8407
RECORD DRAWING NO.	
ATLAS PAGE	K8-4
SHEET	30 OF 49



K:\Projects\Fire\FY18-Projects\8407 - FY17 CIP Sunset Park (West)\NPP - JDM1 - 8407 - FY17 CIP Sunset Park (West)\2-Design\5-Drawings\W0847\01-Dwg\02-Sheets\8407 PH\112.dwg, Apr 09, 2020 - 11:11am

RORY A. JONES, P.E.
 CITY OF TAMPA WATER DEPT.
 306 E. JACKSON ST., 5E
 TAMPA, FLA. 33602
 P.E. #79453

REV. NO.	DATE	DESCRIPTION	BY

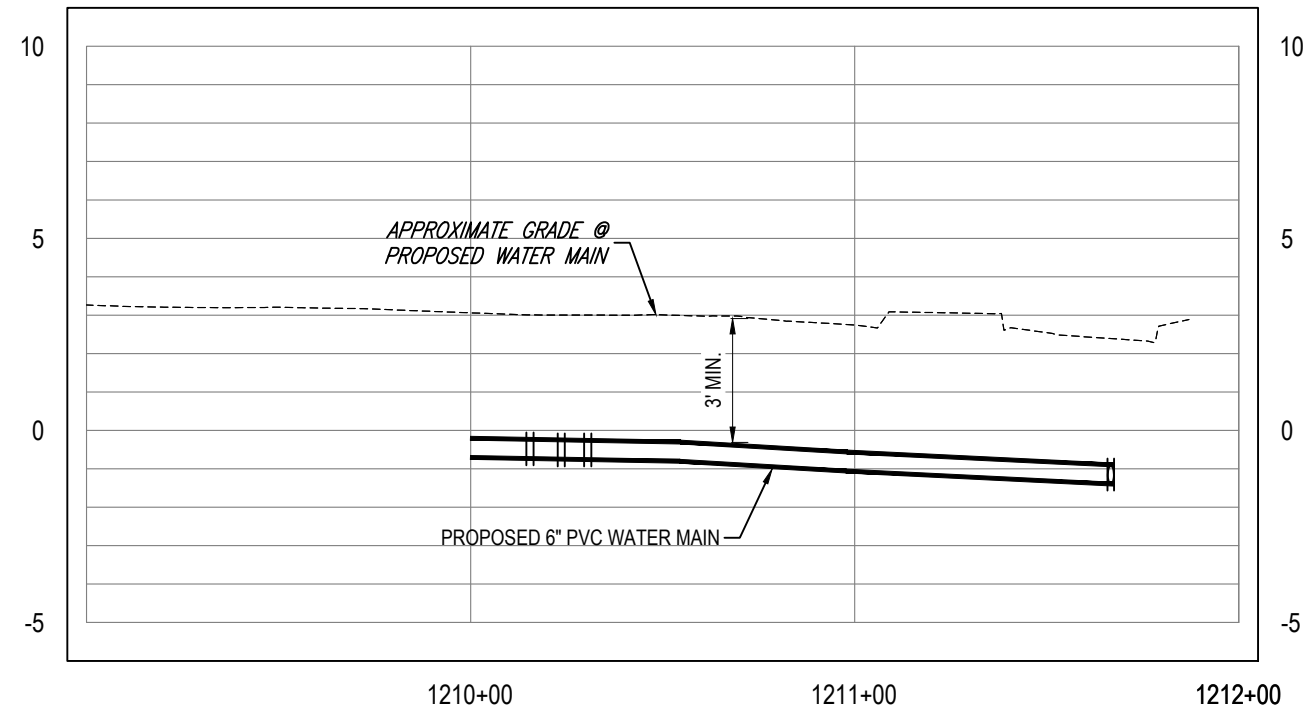
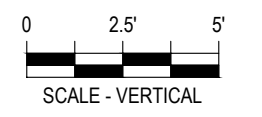

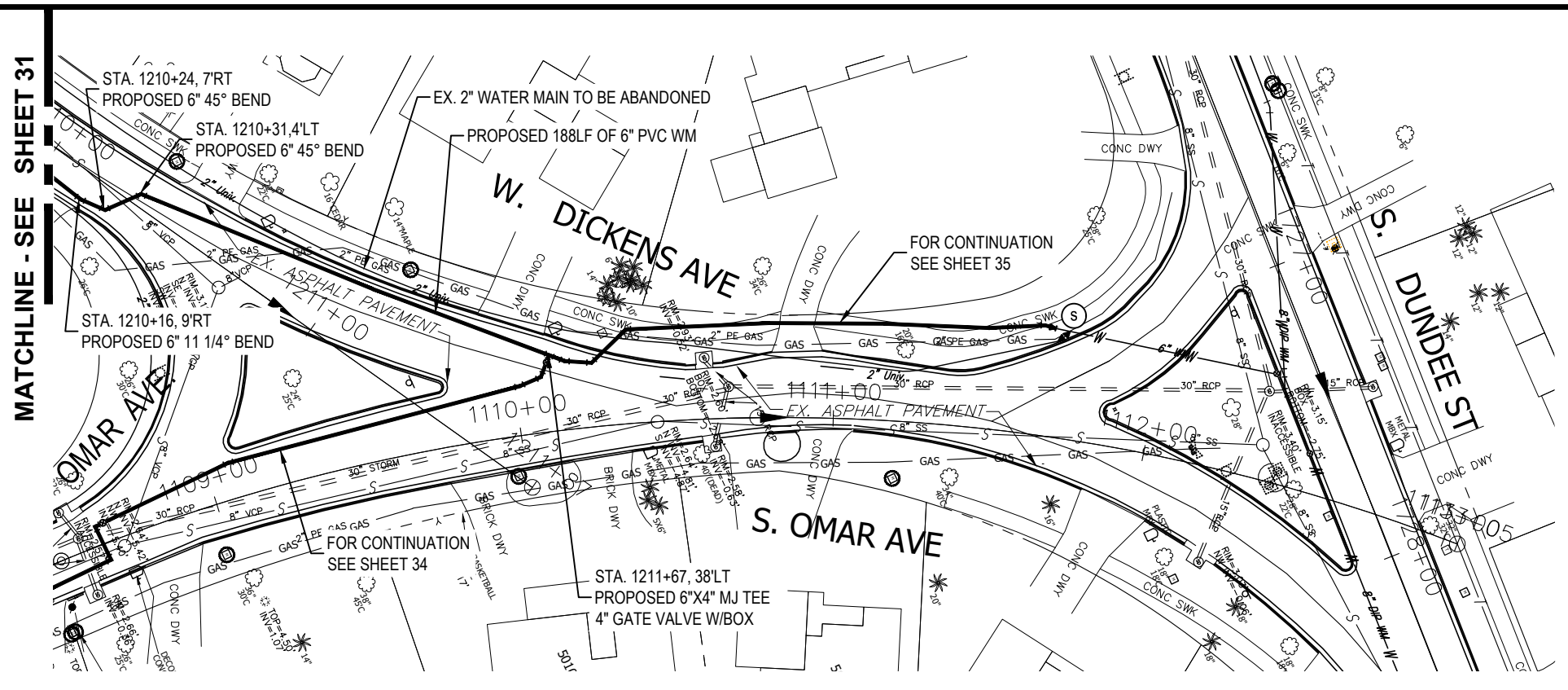
DESIGNED	NPP
DRAWN	JDM
CHECKED	RAJ
DATE	10/01/2017

SUNSET PARK DISTRIBUTION
 LINE REPLACEMENT (WEST)

PLAN & PROFILE



100% PLANS	
WORK ORDER NO.	8407
RECORD DRAWING NO.	
ATLAS PAGE	K8-4
SHEET	31 OF 49



K:\Projects\Fire\FY18-Projects\8407-FY17 CIP Sunset Park (West)\NPP_IDM11_8407-FY17 CIP Sunset Park (West)\2-Design\5-Drawings\W08407\01-Dwg\02-Sheets\8407-PH1\12.dwg, Apr 09, 2020 - 11:11am

RORY A. JONES, P.E.
CITY OF TAMPA WATER DEPT.
306 E. JACKSON ST., 5E
TAMPA, FLA. 33602
P.E. #79453

REV. NO.	DATE	DESCRIPTION	BY	DESIGNED	NPP
.	.	.	.	DRAWN	JDM
.	.	.	.	CHECKED	RAJ
.	.	.	.	DATE	10/01/2017

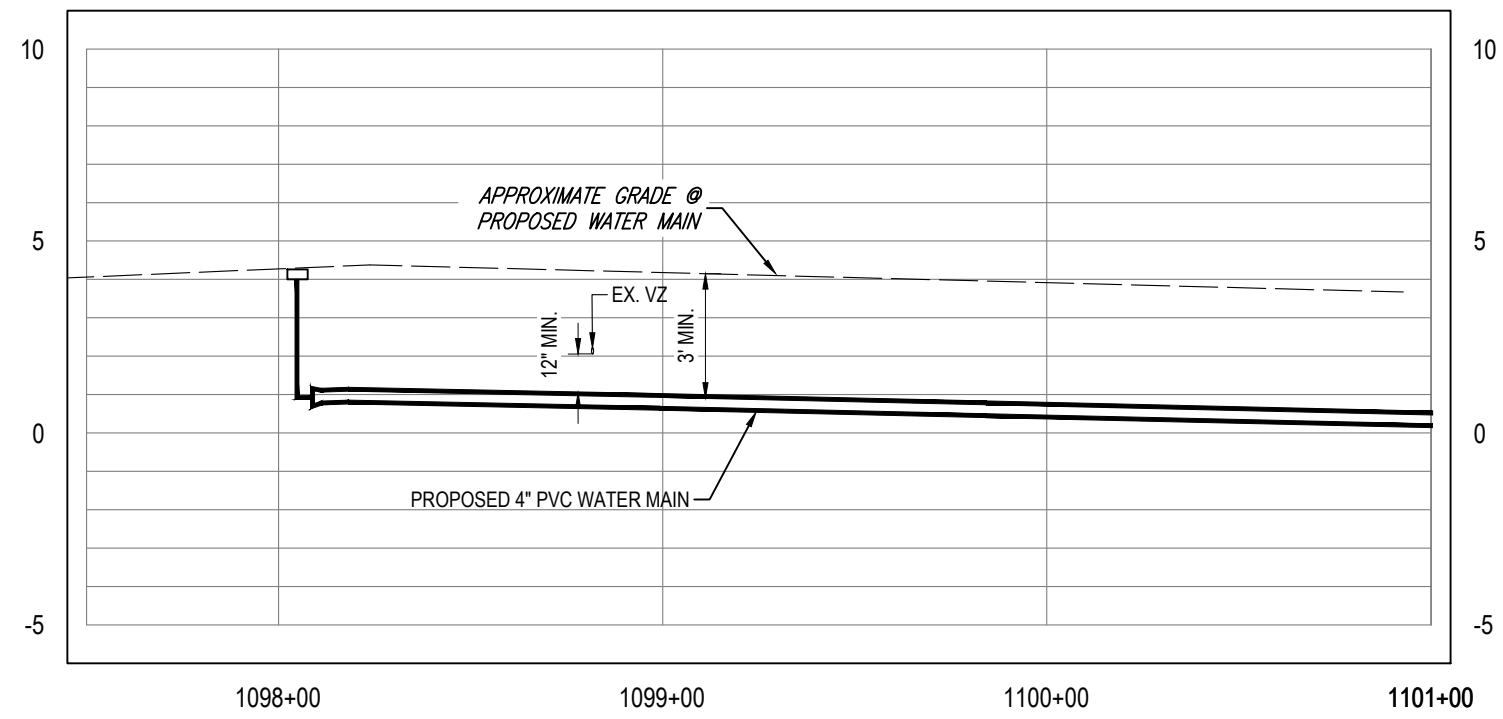
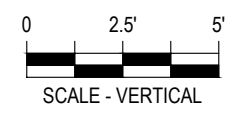
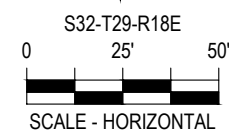
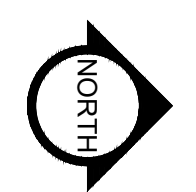
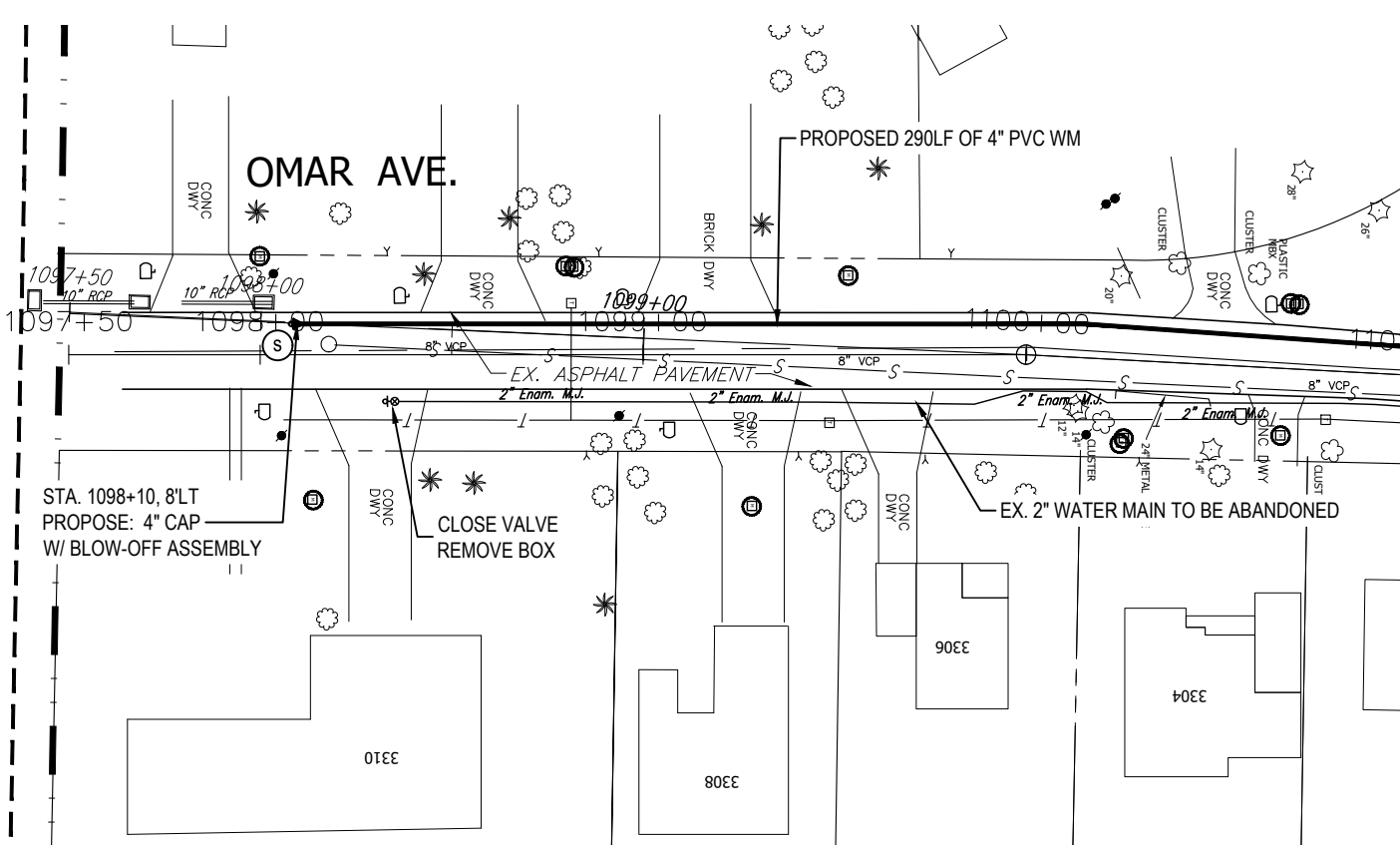
SUNSET PARK DISTRIBUTION
LINE REPLACEMENT (WEST)

PLAN & PROFILE



100% PLANS

WORK ORDER NO.	8407
RECORD DRAWING NO.	
ATLAS PAGE	K8-4
SHEET	32 OF 49



K:\Projects\Fire\FY18-Projects\8407 - FY17 CIP Sunset Park (West). NPP - JDM11 - 8407 - FY17 CIP Sunset Park (West)12-Design15 Drawings\W0847\01-Dwg\02-Sheets\8407 PH\12.dwg Apr 09, 2020 - 11:11am

RORY A. JONES, P.E.
 CITY OF TAMPA WATER DEPT.
 306 E. JACKSON ST., 5E
 TAMPA, FLA. 33602
 P.E. #79453

REV. NO.	DATE	DESCRIPTION	BY	DESIGNED	NPP
.	.	.	.	DRAWN	JDM
.	.	.	.	CHECKED	RAJ
.	.	.	.	DATE	10/01/2017

SUNSET PARK DISTRIBUTION
 LINE REPLACEMENT (WEST)

PLAN & PROFILE



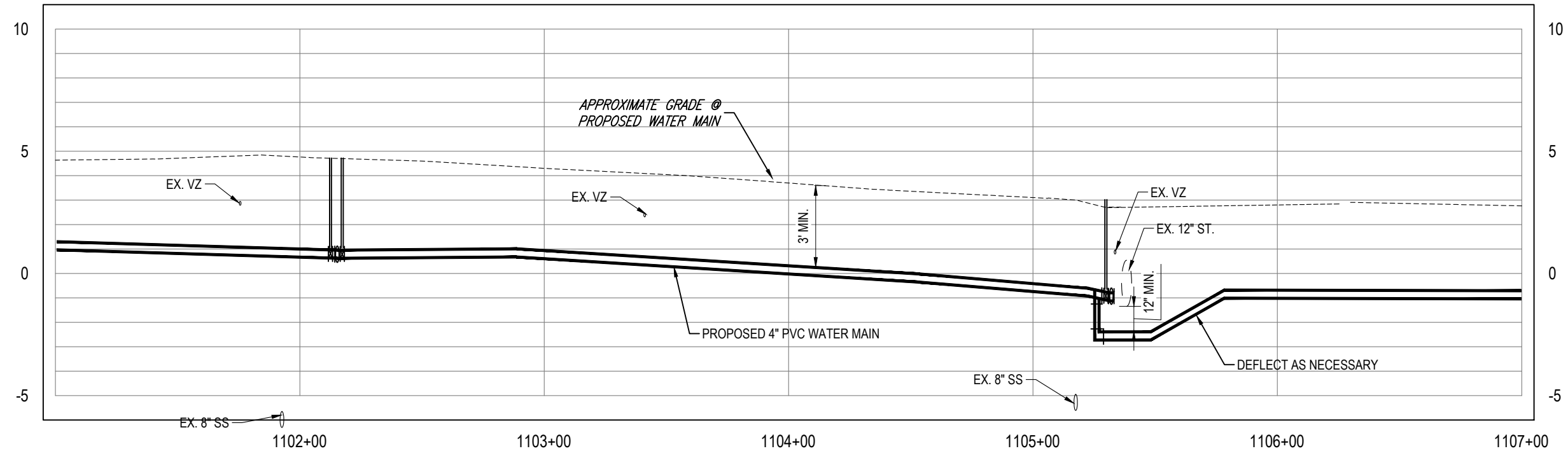
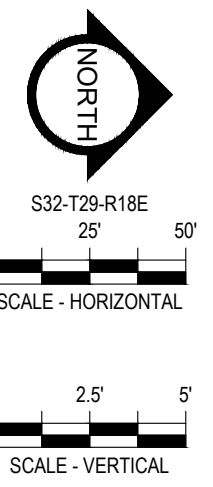
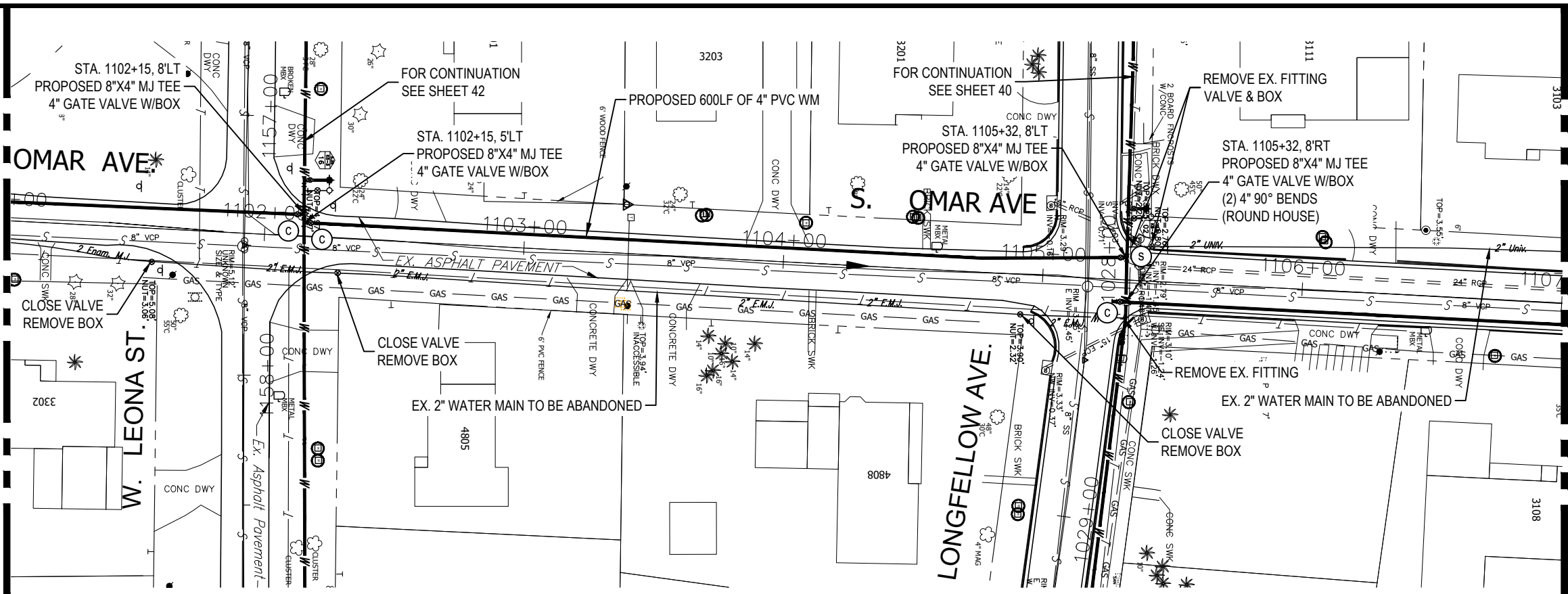
100% PLANS

WORK ORDER NO.	8407
RECORD DRAWING NO.	
ATLAS PAGE	K8-4
SHEET	33 OF 49

K:\Projects\Fire\FY18-Projects\8407 - FY17 CIP Sunset Park (West)\NPP_IDM1 - 8407 - FY17 CIP Sunset Park (West)\2-Designs Drawings\W084701-Dwg\02-Sheets\8407 PH\112.dwg, Apr 09, 2020 - 11:12am

MATCHLINE - SEE SHEET 33

MATCHLINE - SEE SHEET 35



RORY A. JONES, P.E.
CITY OF TAMPA WATER DEPT.
306 E. JACKSON ST., 5E
TAMPA, FLA. 33602
P.E. #79453

REV. NO.	DATE	DESCRIPTION	BY	DESIGNED	NPP

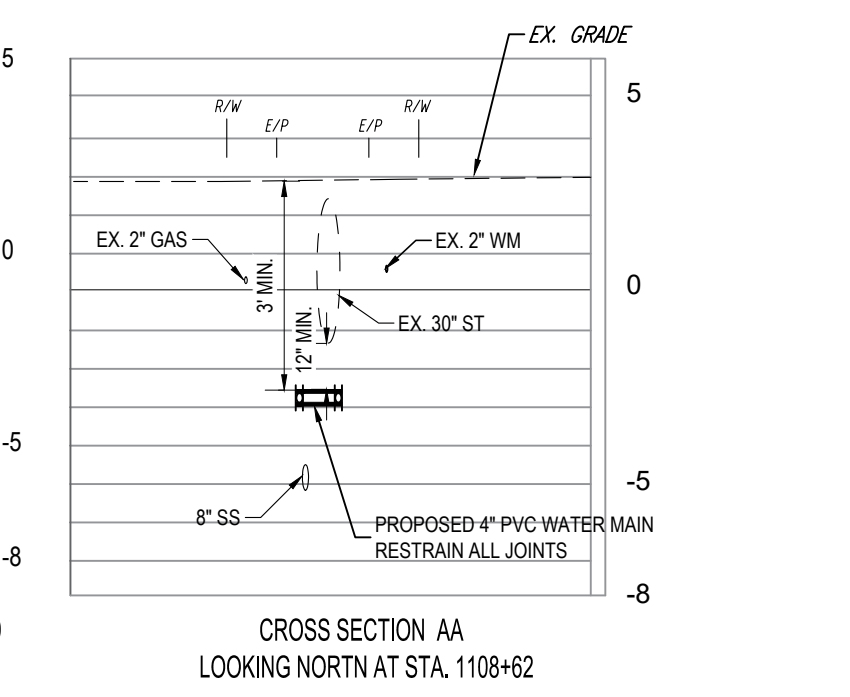
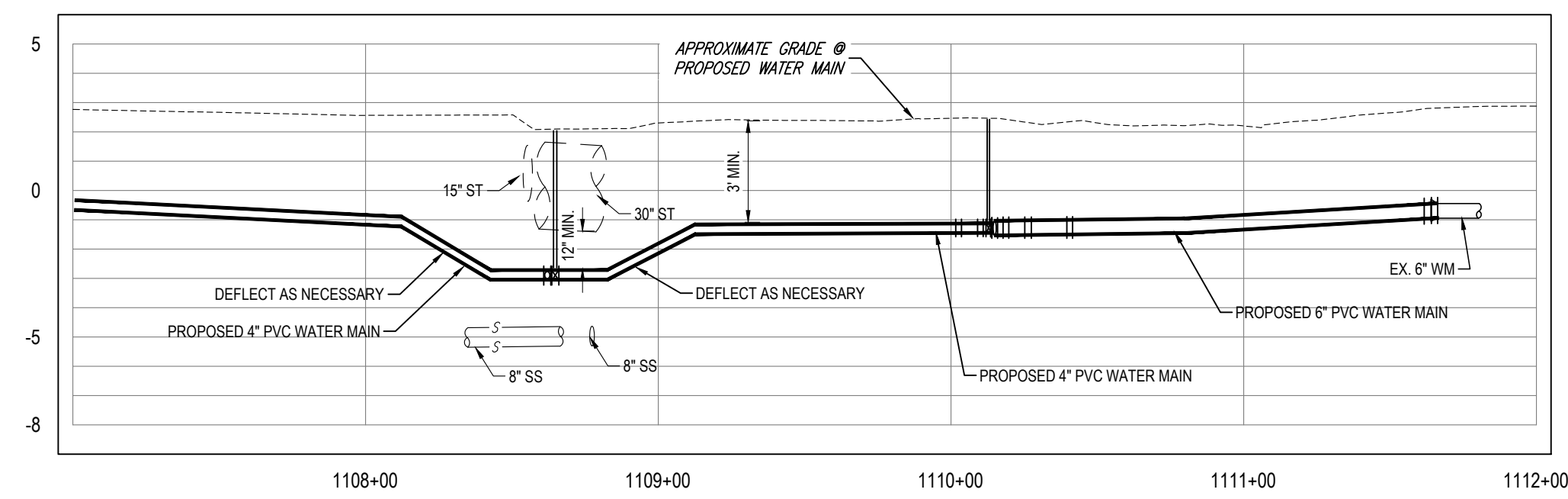
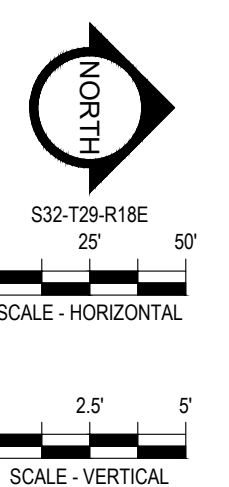
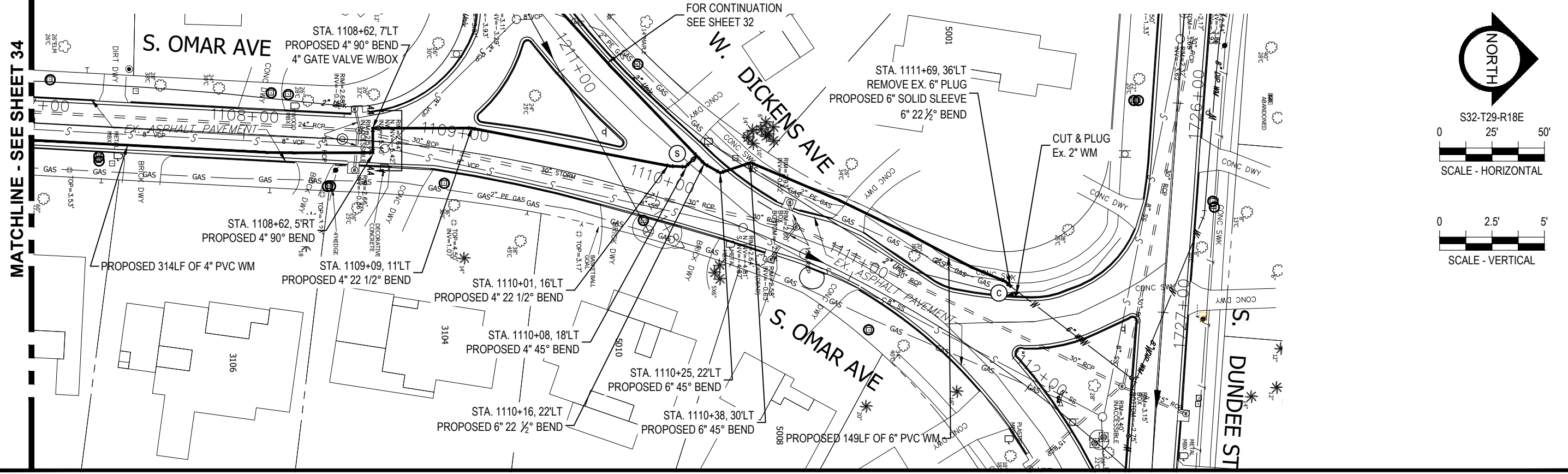
DRAWN JDM
CHECKED RAJ
DATE 10/01/2017

SUNSET PARK DISTRIBUTION
LINE REPLACEMENT (WEST)

PLAN & PROFILE



100% PLANS	
WORK ORDER NO.	8407
RECORD DRAWING NO.	
ATLAS PAGE	K8-4
SHEET	34 OF 49



RORY A. JONES, P.E.
 CITY OF TAMPA WATER DEPT.
 306 E. JACKSON ST., 5E
 TAMPA, FLA. 33602
 P.E. #79453

REV. NO.	DATE	DESCRIPTION	BY

DESIGNED	NPP
DRAWN	JDM
CHECKED	RAJ
DATE	10/01/2017

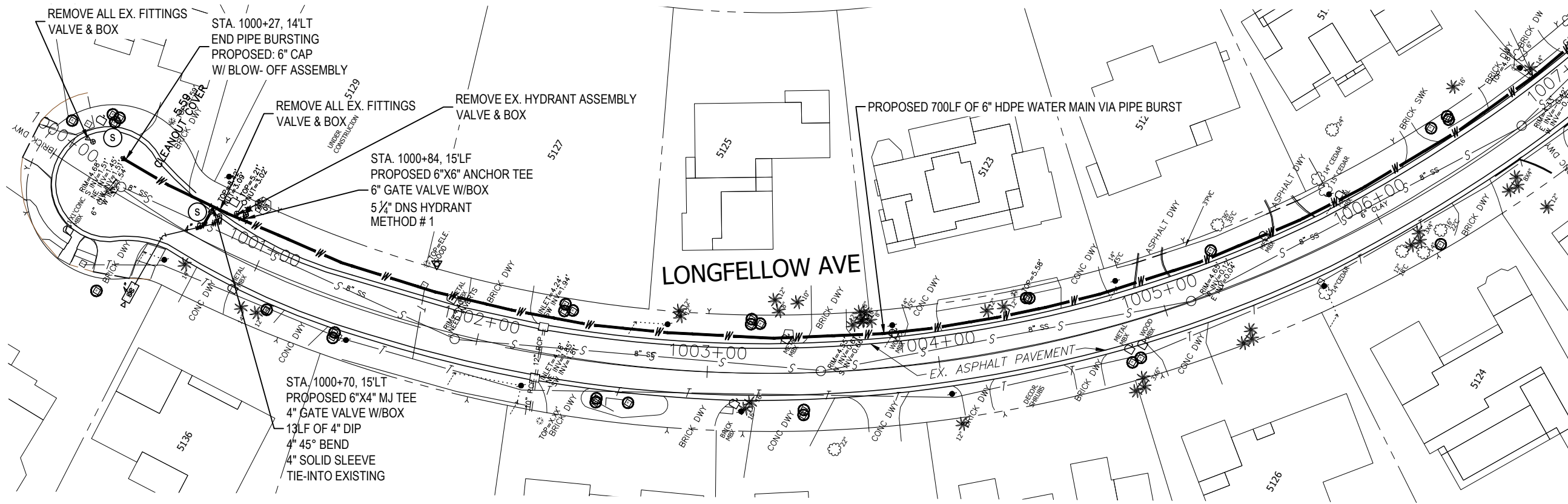
SUNSET PARK DISTRIBUTION
 LINE REPLACEMENT (WEST)
 PLAN & PROFILE



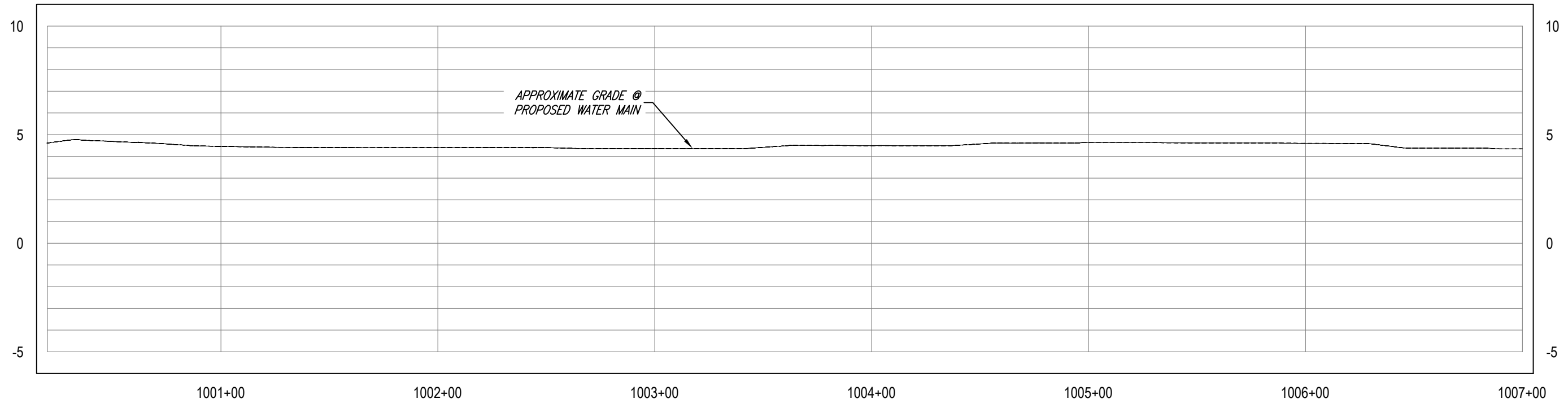
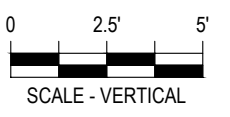
100% PLANS	
WORK ORDER NO.	8407
RECORD DRAWING NO.	
ATLAS PAGE	K8-4
SHEET	35 OF 49

K:\Projects\Fire-FY18-Projects\8407-FY17-CIP-Sunset-Park (West)-JDM11-8407-FY17-CIP-Sunset-Park (West)-JDM11-8407-FY17-CIP-Sunset-Park (West)-Designs-Drawings\W084701-Dwg\02-Sheets\8407-Plan\11-2.dwg, Apr 09, 2020, 11:12am

K:\Projects\Fire\FY18-Projects\8407-FY17 CIP Sunset Park (West).NPP_IDM11-8407-FY17 CIP Sunset Park (West)12-Designs Drawings\W0847701-Dwg\02-Sheets\8407 PH\112.dwg, Apr 09, 2020 - 11:12am



MATCHLINE - SEE SHEET 37



RORY A. JONES, P.E.
CITY OF TAMPA WATER DEPT.
306 E. JACKSON ST., 5E
TAMPA, FLA. 33602
P.E. #79453

REV. NO.	DATE	DESCRIPTION	BY

DESIGNED	NPP
DRAWN	JDM
CHECKED	RAJ
DATE	10/01/2017

SUNSET PARK DISTRIBUTION
LINE REPLACEMENT (WEST)

PLAN AND PROFILE



100% PLANS	
WORK ORDER NO.	8407
RECORD DRAWING NO.	
ATLAS PAGE	K8-4
SHEET	36 OF 49

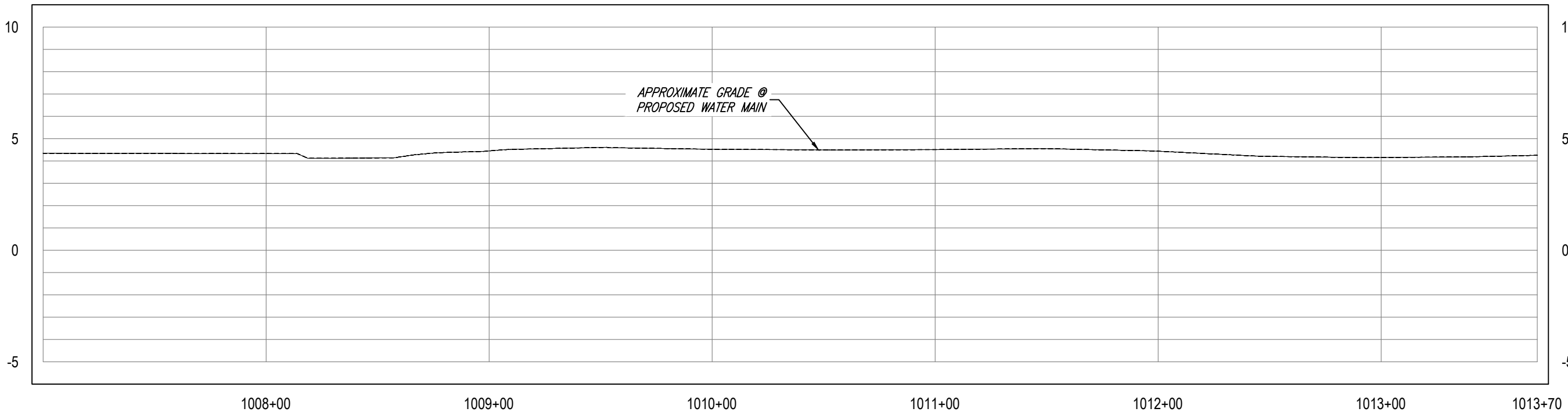
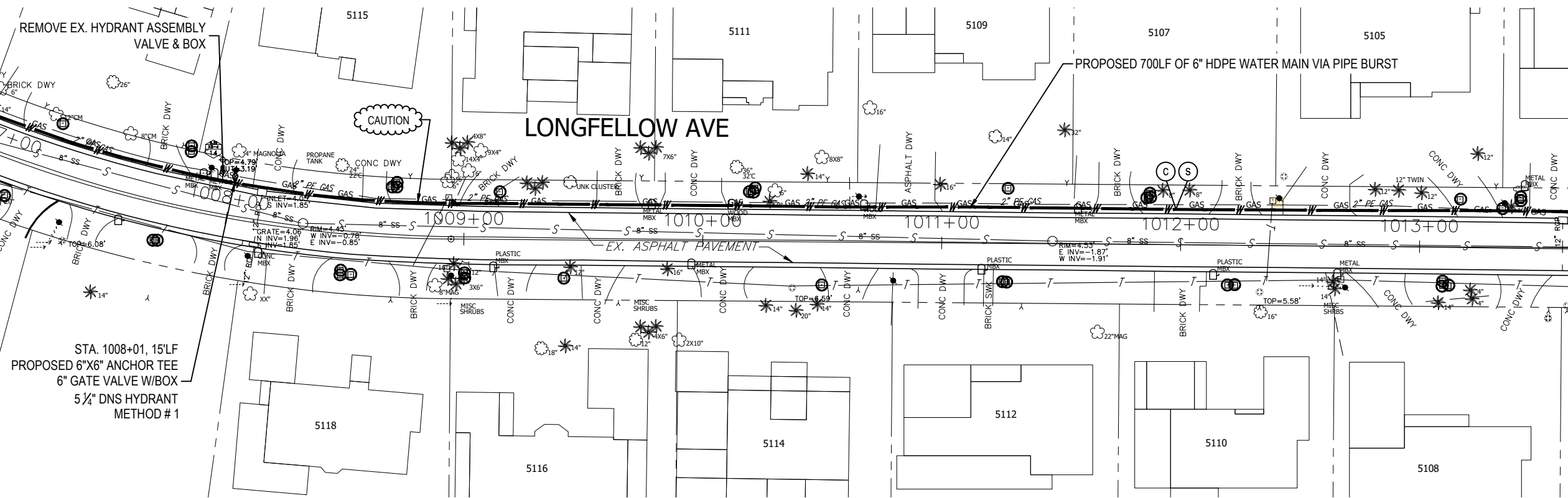
MATCHLINE - SEE SHEET 36

MATCHLINE - SEE SHEET 38



S-32-T-29-R18E
0 25' 50'
SCALE - HORIZONTAL

0 2.5' 5'
SCALE - VERTICAL



K:\Projects\Fire-FY18-Projects\8407-FY17 CIP Sunset Park (West).NPP_IDM1.8407-FY17 CIP Sunset Park (West)2-Designs Drawings\W0847701-Dwg\02-Sheets\8407 PH\112.dwg, Apr 09, 2020 - 11:13am

RORY A. JONES, P.E.
CITY OF TAMPA WATER DEPT.
306 E. JACKSON ST., 5E
TAMPA, FLA. 33602
P.E. #79453

REV. NO.	DATE	DESCRIPTION	BY	DESIGNED	NPP
.	.	.	.	DRAWN	JDM
.	.	.	.	CHECKED	RAJ
.	.	.	.	DATE	10/01/2017

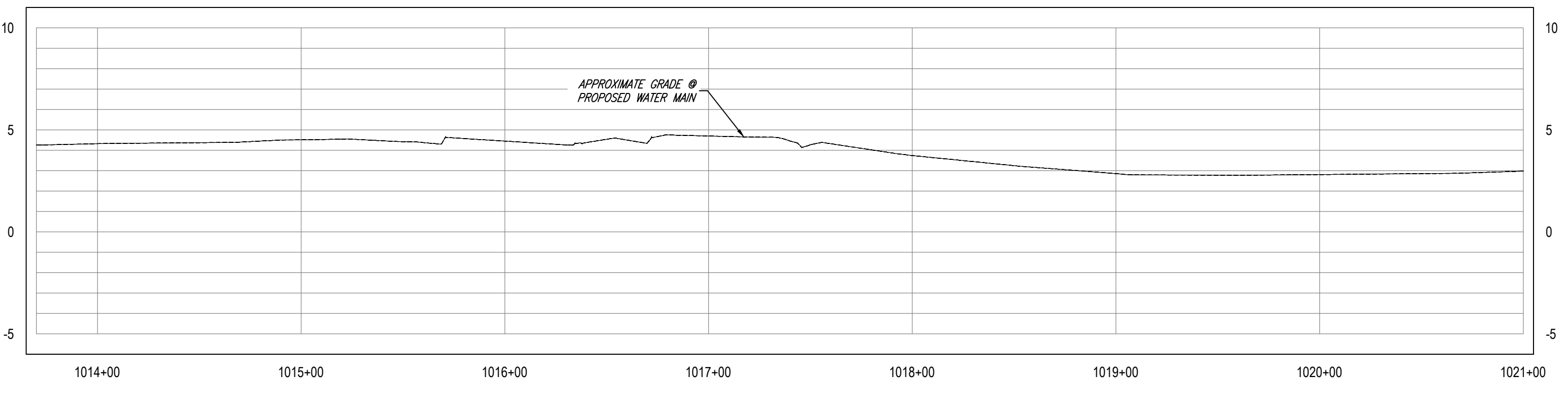
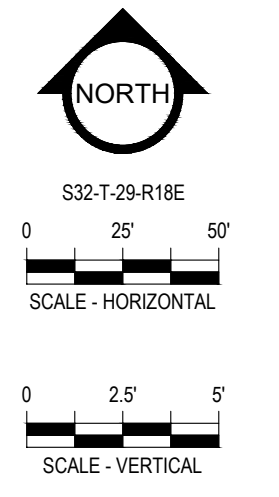
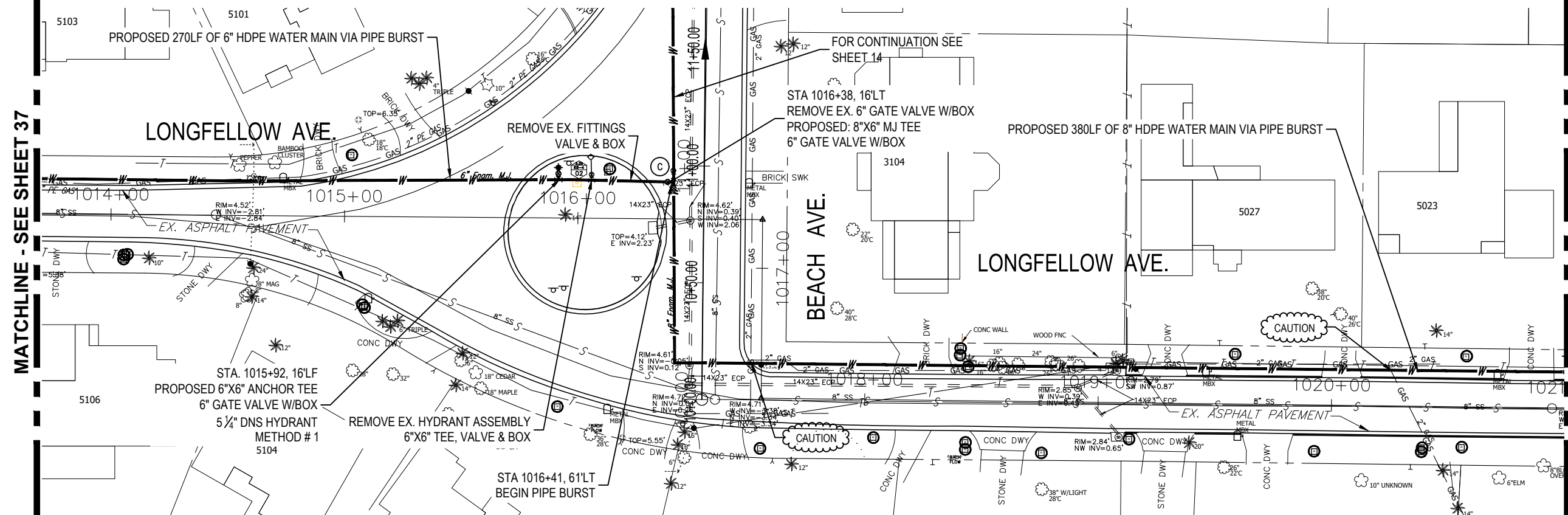
SUNSET PARK DISTRIBUTION
LINE REPLACEMENT (WEST)

PLAN & PROFILE



100% PLANS

WORK ORDER NO.	8407
RECORD DRAWING NO.	
ATLAS PAGE	K8-4
SHEET	37 OF 49



K:\Projects\Fire\FY18-Projects\8407 - FY17 CIP Sunset Park (West)\NPP_IDM1 - 8407 - FY17 CIP Sunset Park (West)\2-Designs Drawings\W084701-Dwg\2-Sheets\8407 PH II.2.dwg, Apr 09, 2020 - 11:33am

RORY A. JONES, P.E.
CITY OF TAMPA WATER DEPT.
306 E. JACKSON ST., 5E
TAMPA, FLA. 33602
P.E. #79453

REV NO.	DATE	DESCRIPTION	BY

DESIGNED	NPP
DRAWN	JDM
CHECKED	RAJ
DATE	10/01/2017

SUNSET PARK DISTRIBUTION
LINE REPLACEMENT (WEST)

PLAN & PROFILE

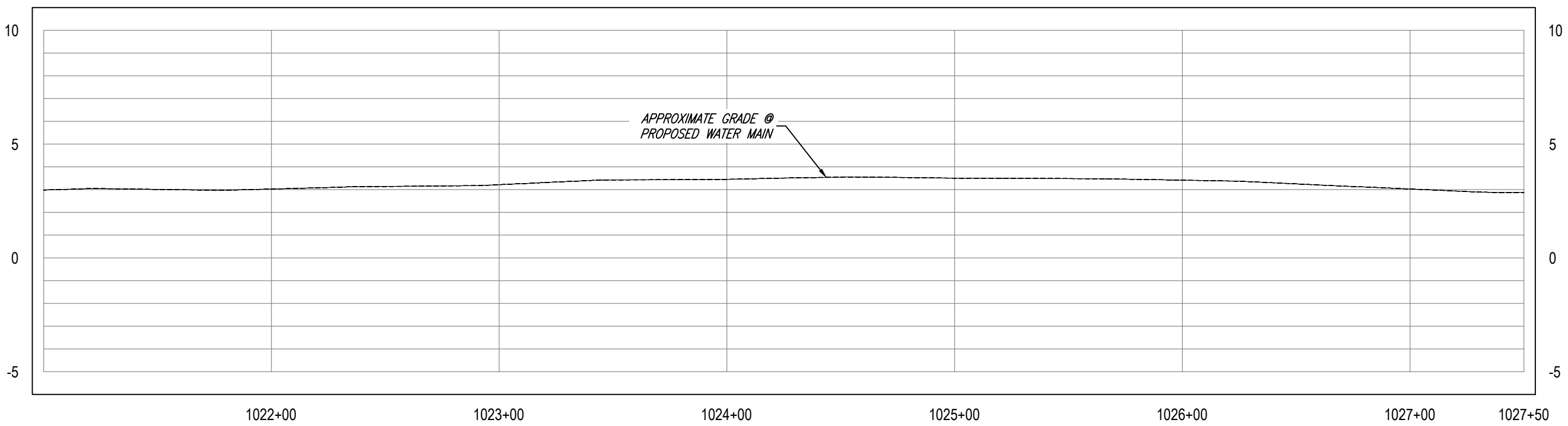
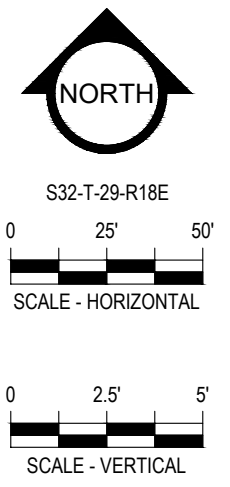
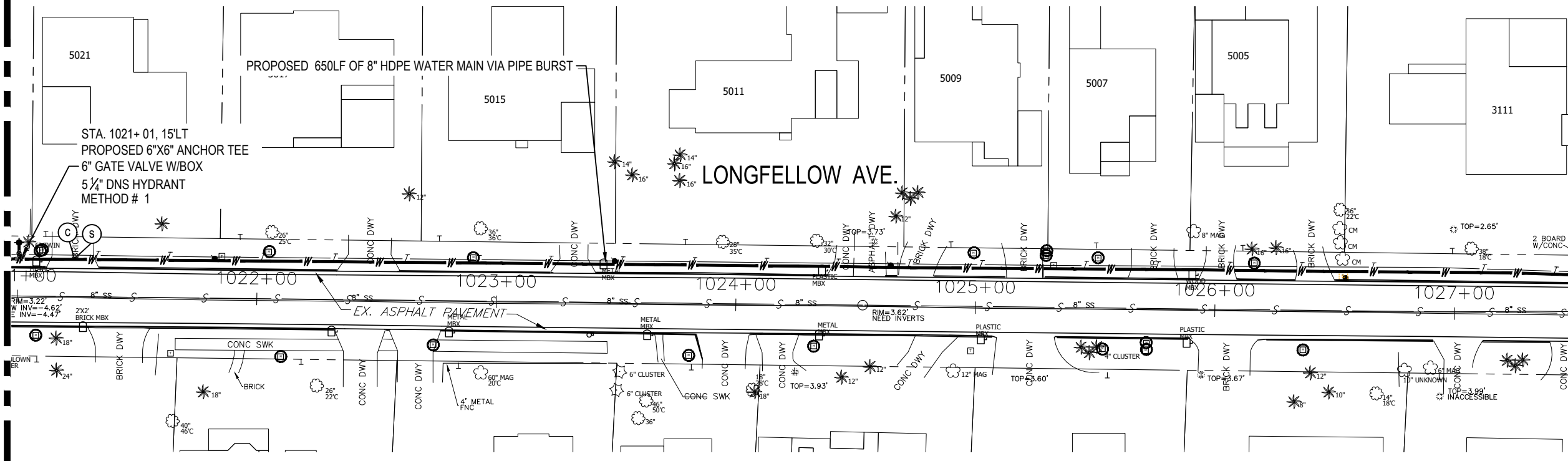


100% PLANS	
WORK ORDER NO.	8407
RECORD DRAWING NO.	
ATLAS PAGE K8-4	SHEET 38 OF 49

K:\Projects\Fire\FY18-Projects\8407 - FY17 CIP Sunset Park (West)\NPP_IDM11_8407_FY17 CIP Sunset Park (West)\2-Designs Drawings\W0847\01-Dwg\02-Sheets\8407 PH\112.dwg, Apr 09, 2020 - 11:13am

MATCHLINE - SEE SHEET 38

MATCHLINE - SEE SHEET 40



RORY A. JONES, P.E.
 CITY OF TAMPA WATER DEPT.
 306 E. JACKSON ST., 5E
 TAMPA, FLA. 33602
 P.E. #79453

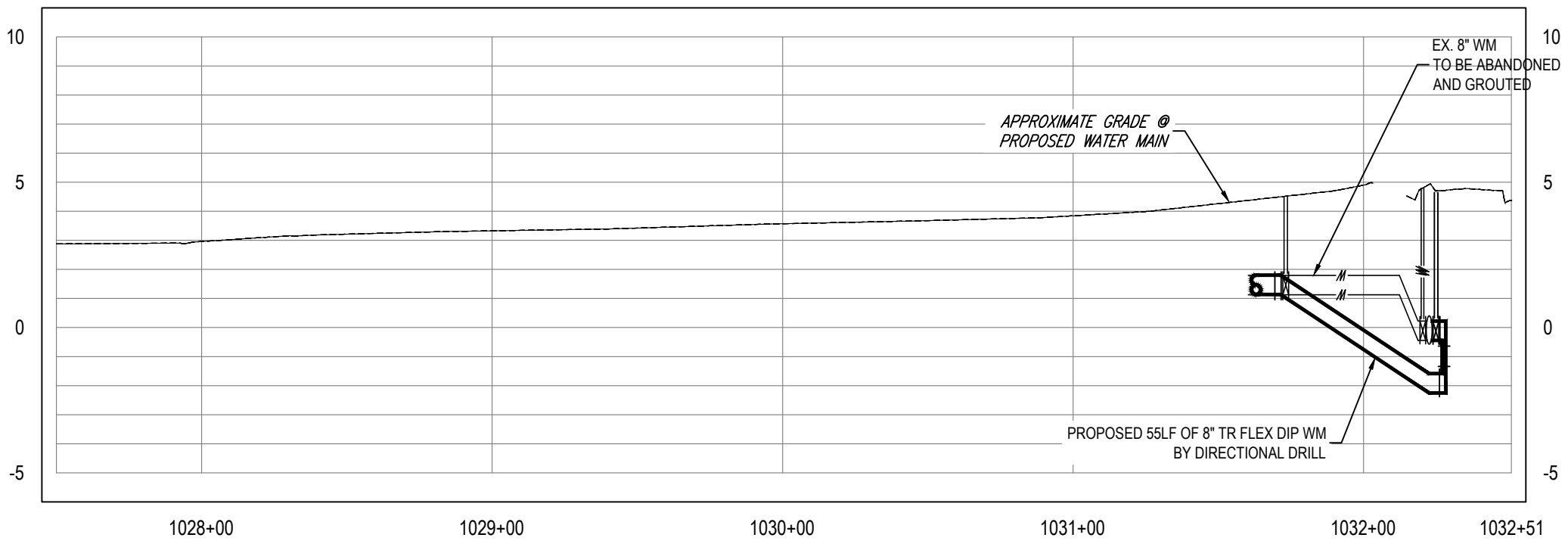
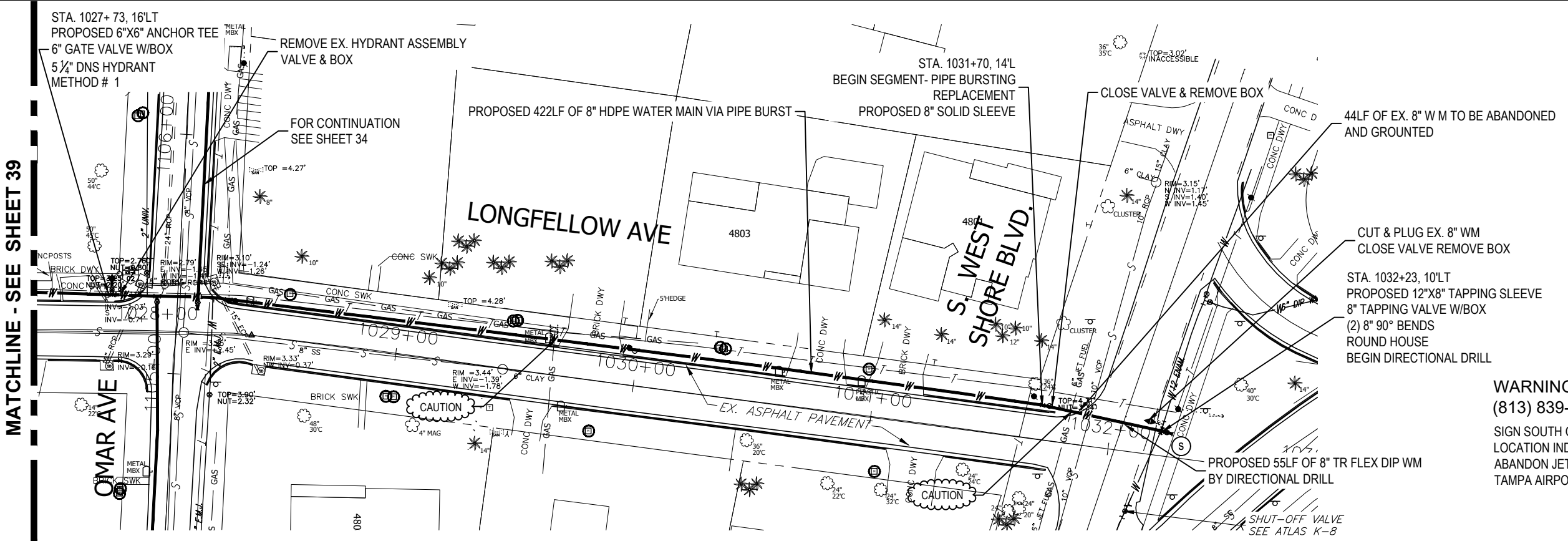
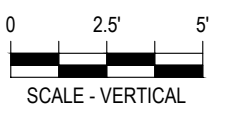
REV NO.	DATE	DESCRIPTION	BY	DESIGNED	NPP
.	.	.	.	DESIGNED	NPP
.	.	.	.	DRAWN	JDM
.	.	.	.	CHECKED	RAJ
.	.	.	.	DATE	10/01/2017

SUNSET PARK DISTRIBUTION
 LINE REPLACEMENT (WEST)

PLAN & PROFILE



100% PLANS	
WORK ORDER NO.	8407
RECORD DRAWING NO.	
ATLAS PAGE	K8-4
SHEET	39 OF 49



K:\Projects\Fire\FY18-Projects\8407 - FY17 CIP Sunset Park (West). NPP - JDM1 - 8407 - FY17 CIP Sunset Park (West)12-Designs - Drawings\W084701-Dwg\02-Sheets\8407 PH\112.dwg, Apr 09, 2020 - 11:13am

RORY A. JONES, P.E.
CITY OF TAMPA WATER DEPT.
306 E. JACKSON ST., 5E
TAMPA, FLA. 33602
P.E. #79453

REV. NO.	DATE	DESCRIPTION	BY	DESIGNED	NPP

SUNSET PARK DISTRIBUTION
LINE REPLACEMENT (WEST)

PLAN & PROFILE

DATE 10/01/2017

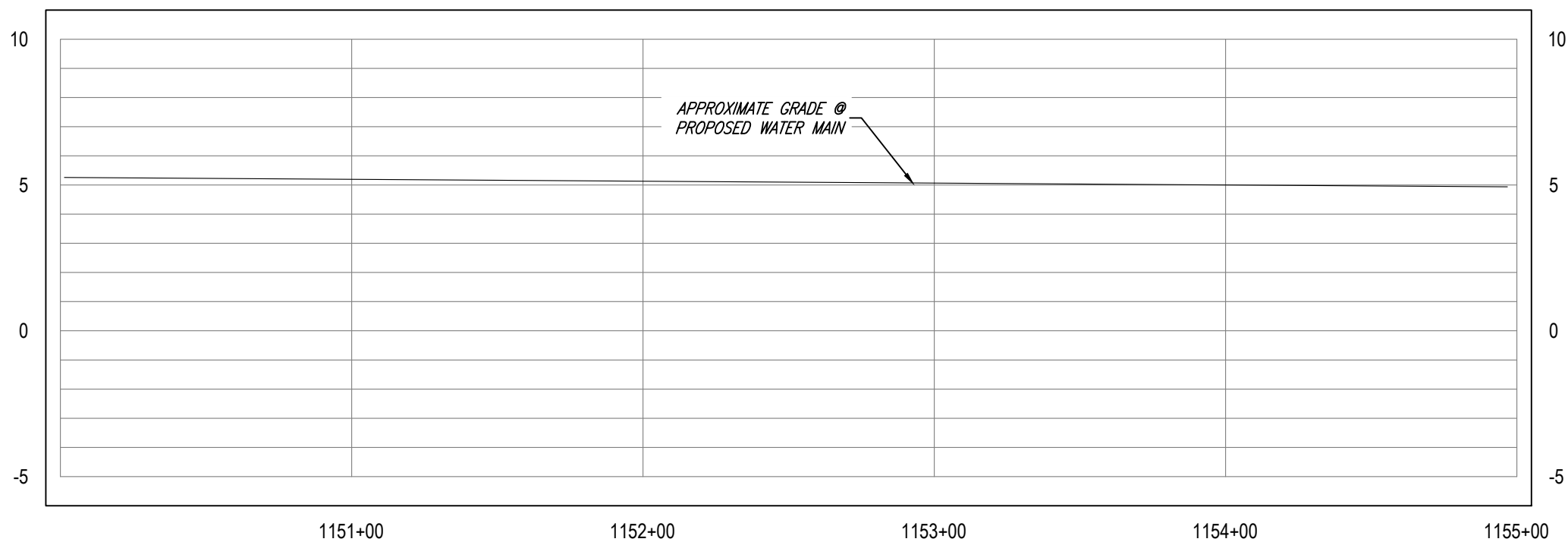
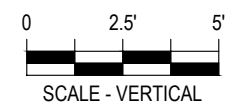
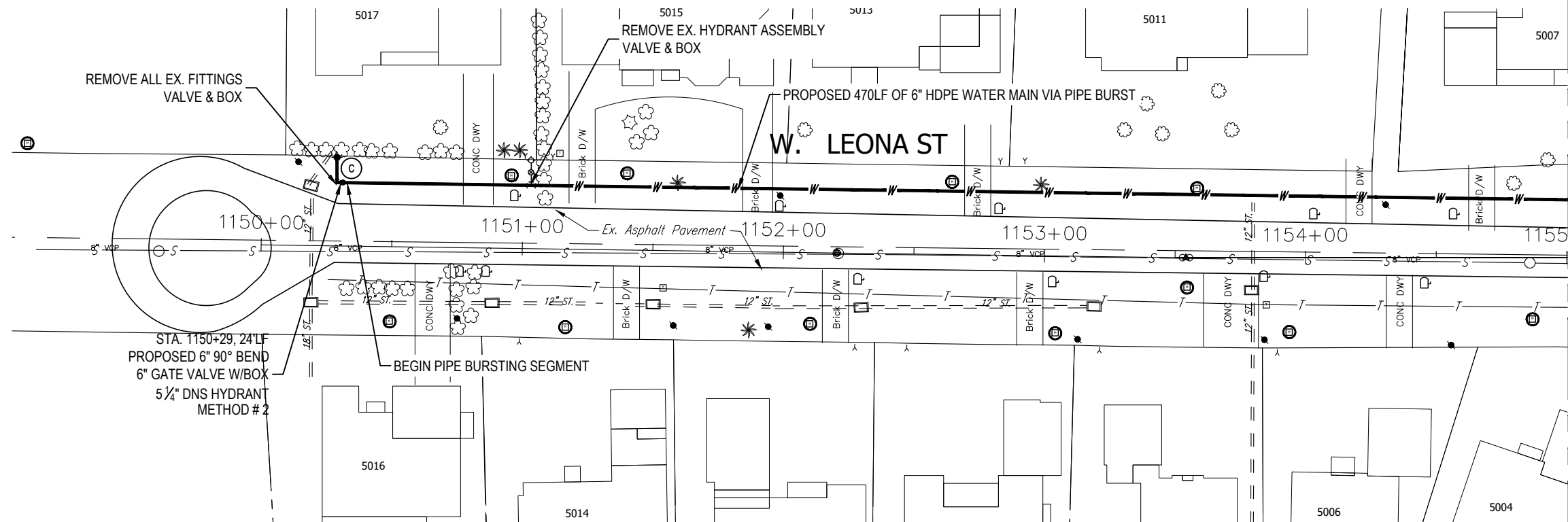


100% PLANS

WORK ORDER NO. 8407

RECORD DRAWING NO.

ATLAS PAGE K8-4 SHEET 40 OF 49



K:\Projects\Fire\FY18-Projects\8407 - FY17 CIP Sunset Park (West), NPP, JDM1 - 8407 - FY17 CIP Sunset Park (West)2-Design\5 Drawings\W0847\01-Dwg\02-Sheets\8407 PH\112.dwg, Apr 09, 2020 - 11:14am

RORY A. JONES, P.E.
CITY OF TAMPA WATER DEPT.
306 E. JACKSON ST., 5E
TAMPA, FLA. 33602
P.E. #79453

REV. NO.	DATE	DESCRIPTION	BY	DESIGNED	NPP
.	.	.	.	DRAWN	JDM
.	.	.	.	CHECKED	RAJ
.	.	.	.	DATE	10/01/2017

SUNSET PARK DISTRIBUTION
LINE REPLACEMENT (WEST)

PLAN & PROFILE

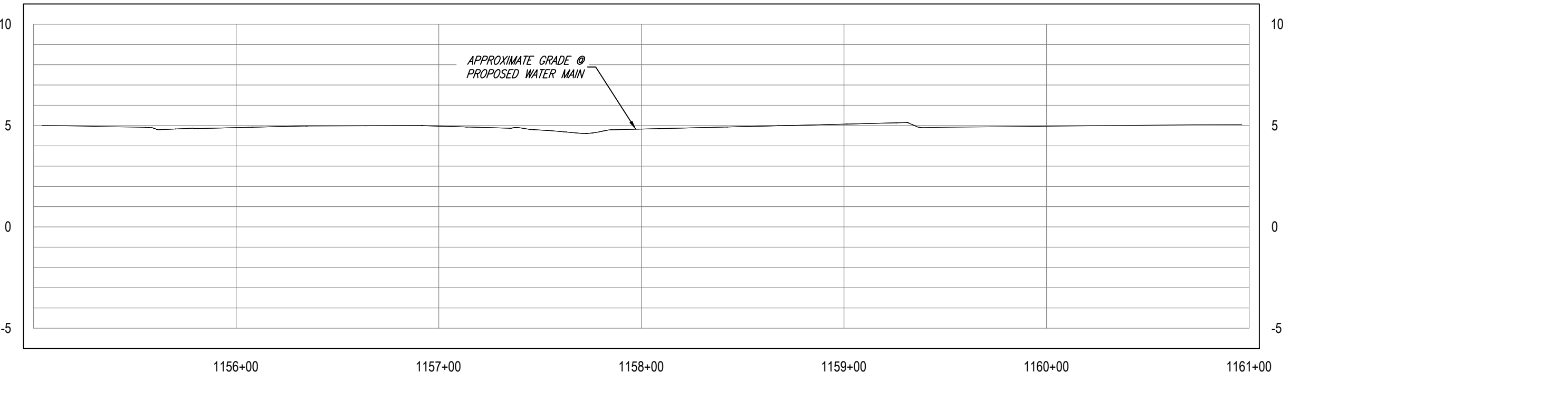
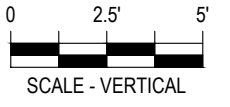
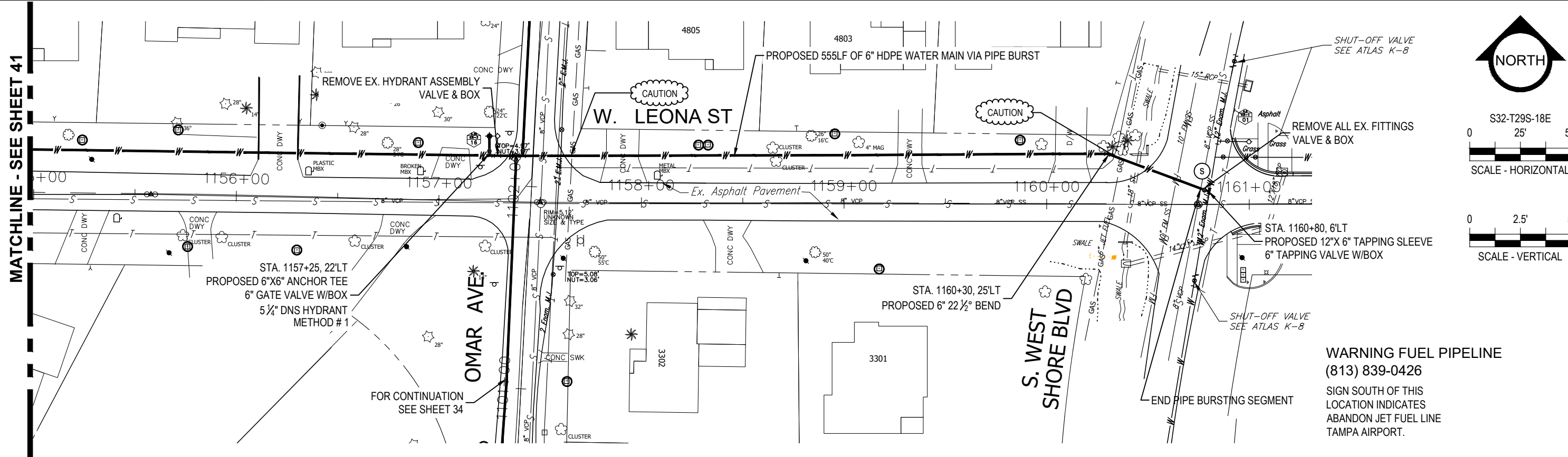


100% PLANS

WORK ORDER NO. 8407

RECORD DRAWING NO.

ATLAS PAGE K8-4 SHEET 41 OF 49



RORY A. JONES, P.E.
 CITY OF TAMPA WATER DEPT.
 306 E. JACKSON ST., 5E
 TAMPA, FLA. 33602
 P.E. #79453

REV. NO.	DATE	DESCRIPTION	BY

DESIGNED	NPP
DRAWN	JDM
CHECKED	RAJ
DATE	10/01/2017

SUNSET PARK DISTRIBUTION
 LINE REPLACEMENT (WEST)

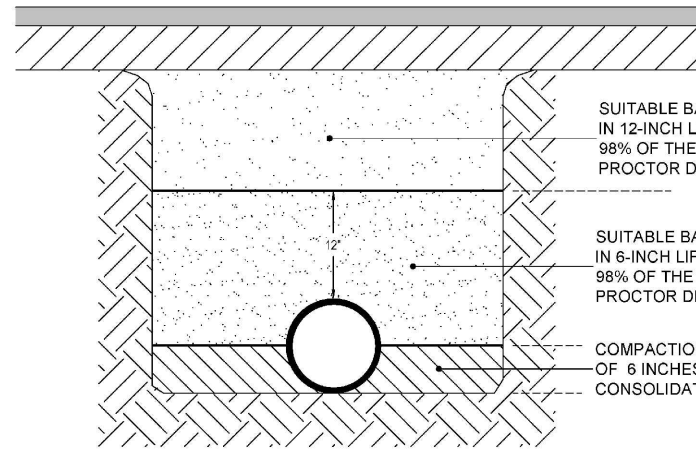
PLAN & PROFILE



100% PLANS	
WORK ORDER NO.	8407
RECORD DRAWING NO.	
ATLAS PAGE	K8-4
SHEET	42 OF 49

K:\Projects\Fire\FY18-Projects\8407 - FY17 CIP Sunset Park (West). NPP - JDM1. 8407 - FY17 CIP Sunset Park (West)12-Designs Drawings\W08407\01-Dwg\02-Sheets\8407 PH\112.dwg, Apr 09, 2020 - 11:14am

K:\Projects\Pre-FY18 Projects\8407 - FY17 CIP Sunset Park (West). NPP - JDM\11-8407 - FY17 CIP Sunset Park (West). NPP - JDM\11-8407 - FY17 CIP Sunset Park (West). Drawings\W0840701-Dwg\02-Sheets\8407-DETAILS.dwg Apr 09, 2020 - 11:14am



SUITABLE BACKFILL COMPACTED IN 12-INCH LIFTS TO A MINIMUM 98% OF THE MAXIMUM MODIFIED PROCTOR DENSITY

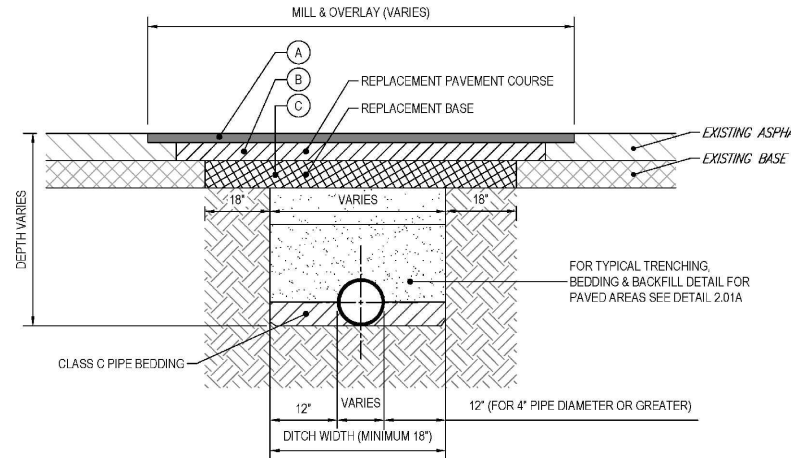
SUITABLE BACKFILL COMPACTED IN 6-INCH LIFTS TO A MINIMUM 98% OF THE MAXIMUM MODIFIED PROCTOR DENSITY

COMPACTION BY HAND IN LAYERS OF 6 INCHES, LIGHTLY CONSOLIDATED TO CENTERLINE

NOTES:

- TRENCH IS DEFINED AS A FLAT-BOTTOM TRENCH. LIGHTLY CONSOLIDATE BACKFILL TO CENTERLINE OF PIPE.
- THIS STANDARD SHALL BE UTILIZED IN THE ABSENCE OF SPECIFIC STANDARDS. THE STANDARD OF THE AGENCY CONTROLLING THE RIGHT-OF-WAY SHALL GOVERN UNLESS OTHERWISE DIRECTED BY CITY ENGINEER.
- SUITABLE BACKFILL SHALL BE DEFINED AS MATERIAL FREE FROM CINDERS, ASHES, REFUSE, CLAY, ORGANIC MATTER, BOULDERS, ROCKS OR STONES, OR OTHER MATERIAL THAT IN THE OPINION OF THE CITY ENGINEER IS UNSUITABLE.
- NON-PERVIOUS AREAS SHALL MEAN ANY CONCRETE OR ASPHALT CURB, SIDEWALK, TRAIL, DRIVEWAY, OR ROADWAY.

	LAST REVISION		
	NOV 2019	TRENCHING, BEDDING AND BACKFILL DETAIL FOR NON-PERVIOUS (PAVED) AREAS	2.01A



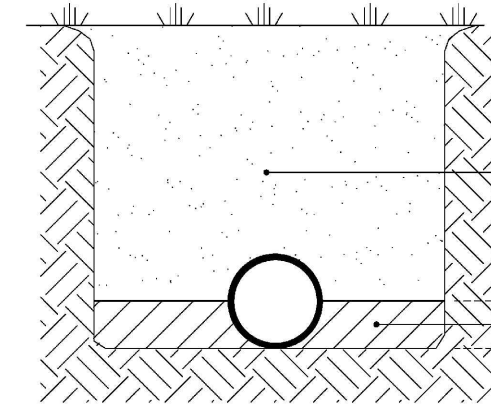
PAVEMENT LAYERS (SEE SPECIFICATIONS)

- A. TYPE SP 9.5 ASPHALT (1" MILL & OVERLAY)
- B. TYPE SP 9.5 OR SP 12.5 ASPHALT (1" FOR CLASS I, 2" FOR CLASS II)
- C. CRUSHED CONCRETE BASE (8" FOR CLASS I, 12" FOR CLASS II)

NOTES:

- PAVEMENT SHALL BE MECHANICALLY SAWED.
- CLASS I = RESIDENTIAL ROAD AND CLASS II = COLLECTOR/ARTERIAL ROAD.
- THE MILL AND OVERLAY COURSE (A) SHALL BE 1" THICK AND FDOT TYPE SP 9.5 ASPHALT SHALL BE USED. LIFT TO BE $\frac{3}{4}$ " MIN. AND $1\frac{1}{2}$ " MAX. FOR CLASS I AND CLASS II ROADS.
 WHEN TRENCH IS PERPENDICULAR TO THE ROAD; THE WIDTH OF THE REPLACEMENT BASE LIMIT $\pm 10'$ ON EACH SIDE
 WHEN TRENCH IS PARALLEL TO THE ROAD; THE FULL WIDTH OF THE ROAD (CURB TO CURB)
- THE REPLACEMENT PAVEMENT COURSE (B) SHALL EXTEND $\pm 12'$ ON EACH SIDE OF THE REPLACEMENT BASE LIMIT AND BE FDOT TYPE SP 9.5 OR SP 12.5 WITH A THICKNESS EQUAL TO THE EXISTING OR AS INDICATED, WHICHEVER IS GREATER. LIFT TO BE $\frac{3}{4}$ " MIN. AND $1\frac{1}{2}$ " MAX. FOR SP 9.5 AND $1\frac{1}{2}$ " MIN. TO 3" MAX. FOR SP 12.5.
- THE REPLACEMENT BASE (C) MATERIALS SHALL BE EITHER OF THE SAME TYPE AND COMPOSITION AS THE MATERIALS REMOVED OR OF EQUAL OR GREATER STRUCTURAL ADEQUACY. BASE SHALL BE INSTALLED TO A THICKNESS OF THE EXISTING BASE OR AS INDICATED, WHICHEVER IS GREATER. BASE SHALL EXTEND 18" IN EACH SIDE OF THE TRENCH LIMIT. CRUSHED CONCRETE BASE SHALL FOLLOW FDOT STANDARD SPECIFICATIONS FOR RECYCLED CONCRETE AGGREGATES, LATEST EDITION. LAYER COEFFICIENT (SN) SHALL BE 0.18 WITH LIMEROCK BEARING RATIO (LBR) 150 OR GREATER. GRADATION AND SIZE REQUIREMENTS SHALL CONFORM TO FDOT LATEST SPECIFICATIONS.

	LAST REVISION		
	JAN 2020	STANDARD DETAIL FOR RESTORATION WITHIN COT ROADWAY - FLEXIBLE PAVEMENT	2.01B



SUITABLE BACKFILL COMPACTED IN 12-INCH LIFTS TO A MINIMUM 95% OF THE MAXIMUM MODIFIED PROCTOR DENSITY

COMPACTION BY HAND IN LAYERS OF 6 INCHES, LIGHTLY CONSOLIDATED TO CENTERLINE

NOTES:

- TRENCH IS DEFINED AS A FLAT-BOTTOM TRENCH. LIGHTLY CONSOLIDATE BACKFILL TO CENTERLINE OF PIPE.
- THIS STANDARD SHALL BE UTILIZED IN THE ABSENCE OF SPECIFIC STANDARDS. THE STANDARD OF THE AGENCY CONTROLLING THE RIGHT-OF-WAY SHALL GOVERN UNLESS OTHERWISE DIRECTED BY CITY ENGINEER.
- SUITABLE BACKFILL SHALL BE DEFINED AS MATERIAL FREE FROM CINDERS, ASHES, REFUSE, CLAY, ORGANIC MATTER, BOULDERS, ROCKS OR STONES, OR OTHER MATERIAL THAT IN THE OPINION OF THE CITY ENGINEER IS UNSUITABLE.
- NON-PAVED AREA IS A PERVIOUS AREA. IF ANY PART OF THE TRENCH IS WITHIN A CONCRETE OR ASPHALT CURB, SIDEWALK, DRIVEWAY, OR ROADWAY, THEN STANDARD DETAIL 2.01 APPLIES.

	LAST REVISION		
	NOV 2019	TRENCHING, BEDDING, AND BACKFILL DETAIL FOR PERVIOUS (NON-PAVED) AREAS	2.02

RORY A. JONES, P.E.
 CITY OF TAMPA WATER DEPT.
 306 E. JACKSON ST., 5E
 TAMPA, FLA. 33602
 P.E. #79453

REV NO.	DATE	DESCRIPTION	BY
.	.	.	.
.	.	.	.
.	.	.	.
.	.	.	.

DESIGNED NP
 DRAWN JDM
 CHECKED RAJ
 DATE 10/01/2017

SUNSET PARK WEST

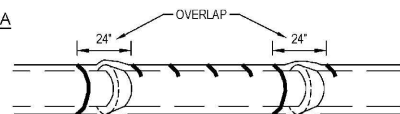
DETAILS

100% PLANS

WORK ORDER NO.	8407
RECORD DRAWING NO.	
ATLAS PAGE K8-4	SHEET 43 OF 49

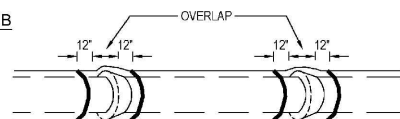
K:\Projects\Pre-FY18 Projects\8407 - FY17 CIP Sunset Park (West)\1. Design\15 Drawings\W0840701-Dwg\02-Sheets\8407-DETAILS.dwg Apr 09, 2020 - 11:14am

METHOD A



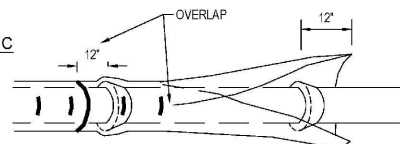
POLYETHYLENE TUBE IS CUT INTO LENGTHS APPROXIMATELY TWO FEET LONGER THAN THE PIPE SECTION AND PLACED AROUND IT. AFTER THE PIPE JOINT IS ASSEMBLED, THE POLYETHYLENE TUBE IS MADE TO OVERLAP THE JOINT AND THE OVERLAP SECURED IN PLACE. SINCE THE TUBE IS CONSIDERABLY LARGER THAN THE BARREL OF PIPE, IT IS MADE TO FIT SNUGLY BY FOLDING OVER AT THE TOP AND SECURING WITH TAPE EVERY 24" ALONG THE PIPE SECTION.

METHOD B



POLYETHYLENE TUBE IS CUT ONE FOOT SHORTER THAN THE LENGTH OF THE PIPE SECTION. AFTER PLACEMENT OF THE PIPE, IT IS FOLDED AND SECURED SNUGLY OVERALL. A THREE FOOT LENGTH OF POLYETHYLENE TUBE PLACED OVER THE END OF THE PRECEDING SECTION IS THEN PULLED IN PLACE OVER THE JOINT AFTER ASSEMBLY AND SECURED.

METHOD C

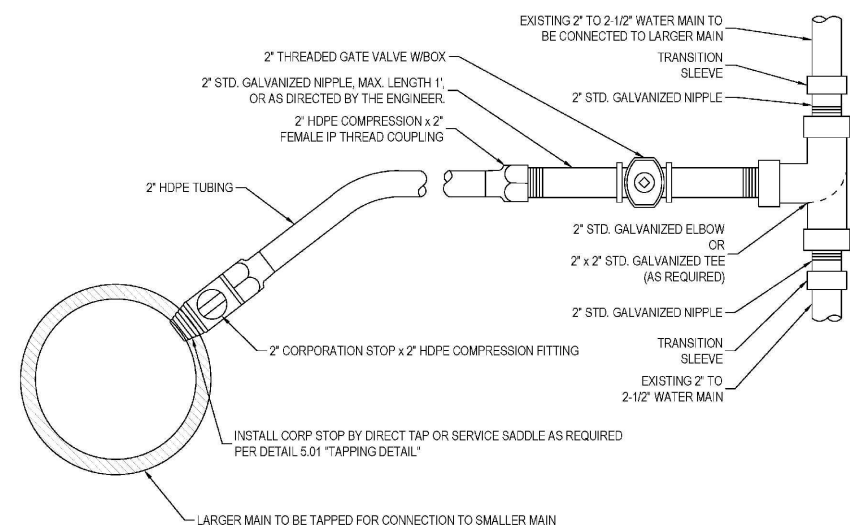


POLYETHYLENE SHEET IS CUT TO A LENGTH TWO FEET LONGER THAN THE PIPE SECTION. THE SHEET IS WRAPPED AROUND THE PIPE SO THAT IT OVERLAPS CIRCUMFERENTIALLY OVER THE TOP QUADRANT OF THE PIPE, THEN SECURED. AFTER JOINT ASSEMBLY, THE SURPLUS LENGTH OF POLYETHYLENE FILM IS SECURED AROUND THE JOINT, PROVIDING AN OVERLAP OF EACH JOINT. TAPE AT EACH JOINT AND AT 3' INTERVALS IN BETWEEN.

NOTES:

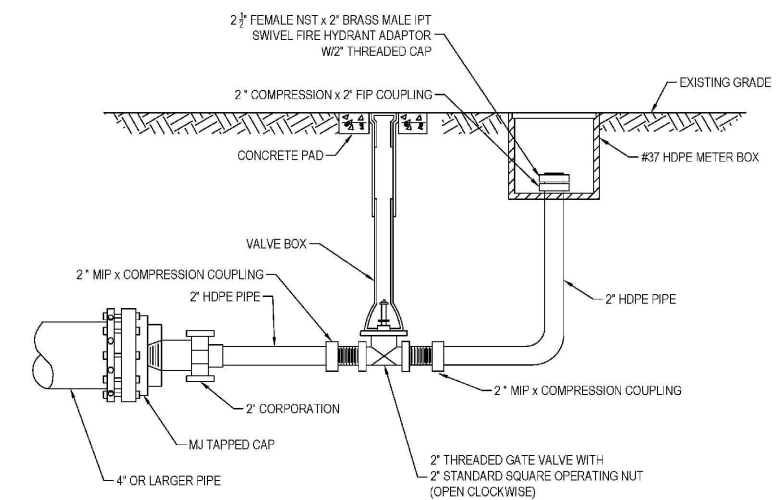
1. USE BLUE POLYETHYLENE FILM AND TAPE ONLY.
2. POLYETHYLENE FILM SHALL BE A MINIMUM OF 8 MIL. THICKNESS.
3. SPIRAL WRAP NOT REQUIRED WITH POLYWRAP.

	LAST REVISION	POLYETHYLENE ENCASEMENT INSTALLATION DETAIL	2.05
	JUL 2018		



NOTE:
SEE DETAIL 5.01 TO DETERMINE WHEN SADDLES ARE REQUIRED FOR CORP INSTALLATION. VALVE SHALL BE SET IN ACCORDANCE WITH DETAIL 3.01.

	LAST REVISION	TAPPED CONNECTION FROM DI, CI, OR PVC PIPE TO <4" WATER MAINS	2.13A
	JUL 2018		



BLOW-OFF FOR ≥ 4" MAINS

NO GALVANIZED PIPES OR FITTINGS ALLOWED. SCHEDULE 80 PVC ALLOWED.

	LAST REVISION	BLOW-OFF VALVE ASSEMBLY FOR ≥ 4" MAINS W/DI, CI OR PVC PIPE	2.17A
	JUL 2018		

RORY A. JONES, P.E.
CITY OF TAMPA WATER DEPT.
306 E. JACKSON ST., 5E
TAMPA, FLA. 33602
P.E. #79453

REV NO.	DATE	DESCRIPTION	BY	DESIGNED	NP
.	.	.	.	DRAWN	JDM
.	.	.	.	CHECKED	RAJ
.	.	.	.	DATE	10/01/2017

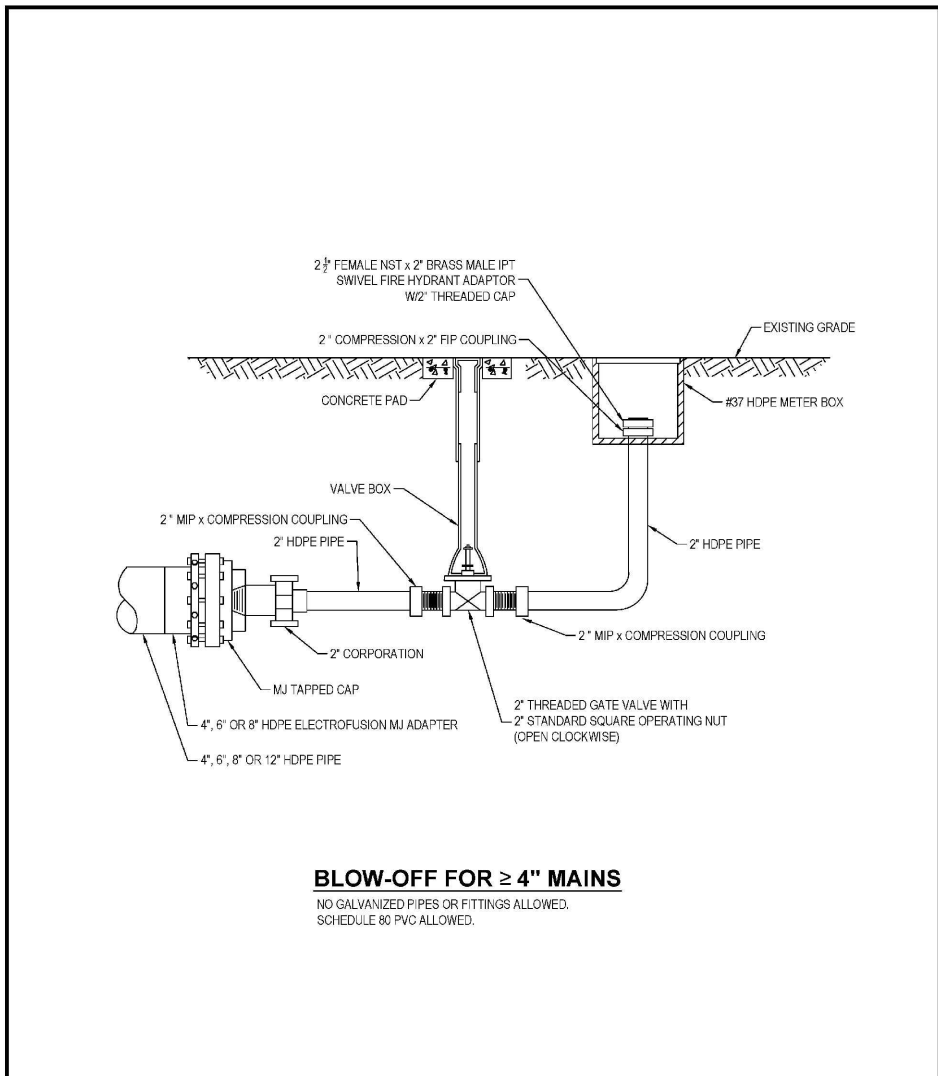
SUNSET PARK WEST

DETAILS

100% PLANS

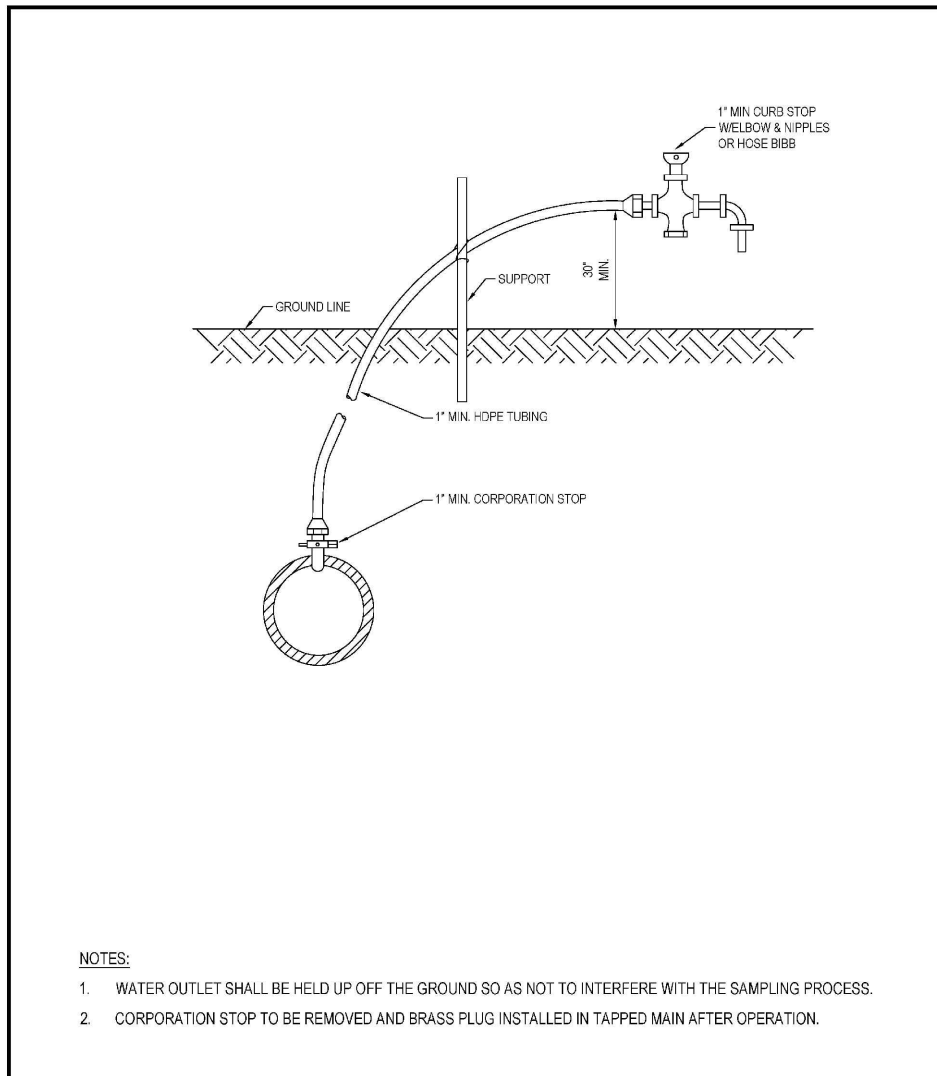
WORK ORDER NO.	8407
RECORD DRAWING NO.	
ATLAS PAGE	K8-4
SHEET	44 OF 49

K:\Projects\Pre-FY18 Projects\8407 - FY17 CIP Sunset Park (West)\NPP - JDM\1.8407 - FY17 CIP Sunset Park (West)\NPP - JDM\1.8407 - FY17 CIP Sunset Park (West)\2 - Sheets\8407 DETAILS.dwg Apr 09, 2020 - 11:15am



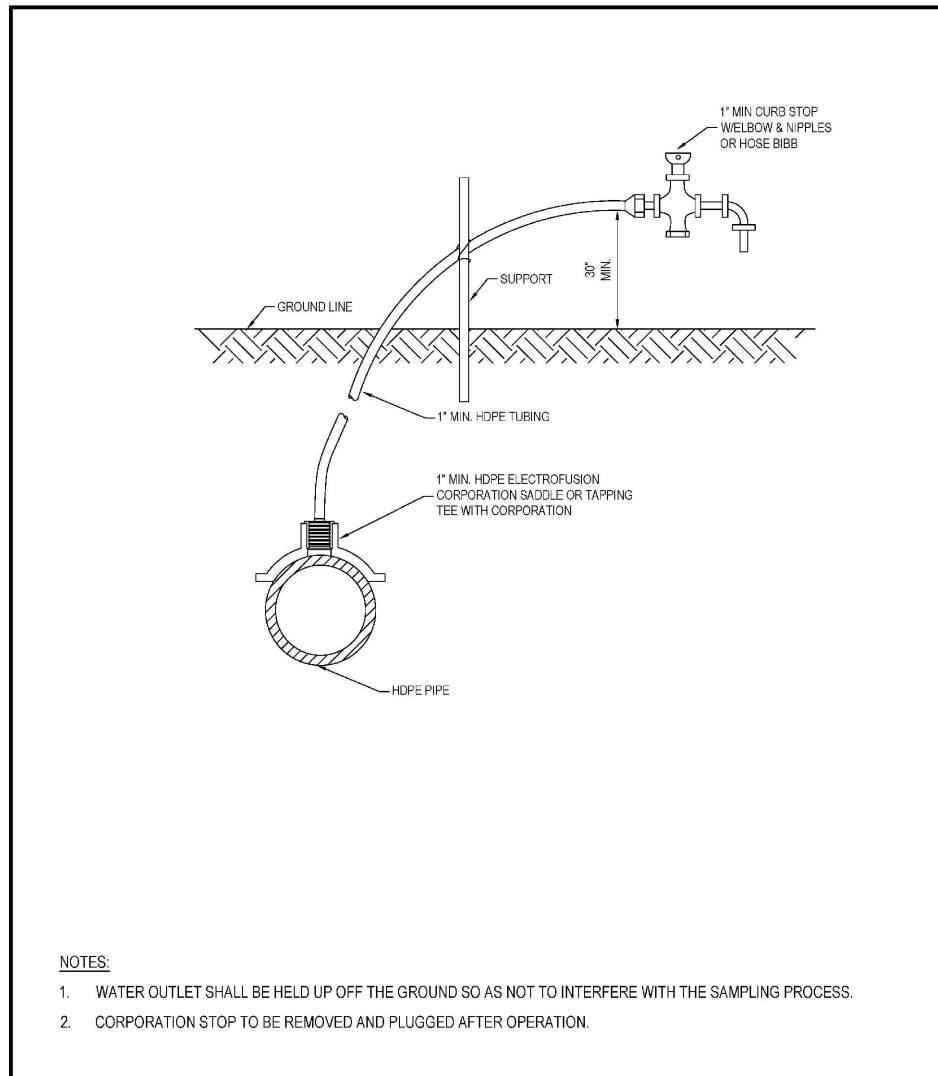
BLOW-OFF FOR ≥ 4" MAINS
 NO GALVANIZED PIPES OR FITTINGS ALLOWED.
 SCHEDULE 80 PVC ALLOWED.

	LAST REVISION	BLOW-OFF VALVE ASSEMBLY ON ≥ 4" HDPE PIPE	2.17B
	JUL 2018		



- NOTES:
1. WATER OUTLET SHALL BE HELD UP OFF THE GROUND SO AS NOT TO INTERFERE WITH THE SAMPLING PROCESS.
 2. CORPORATION STOP TO BE REMOVED AND BRASS PLUG INSTALLED IN TAPPED MAIN AFTER OPERATION.

	LAST REVISION	TEMPORARY SAMPLE TAP INSTALLATION W/DI, CI, OR PVC PIPE	2.18A
	JUL 2018		



- NOTES:
1. WATER OUTLET SHALL BE HELD UP OFF THE GROUND SO AS NOT TO INTERFERE WITH THE SAMPLING PROCESS.
 2. CORPORATION STOP TO BE REMOVED AND PLUGGED AFTER OPERATION.

	LAST REVISION	TEMPORARY SAMPLE TAP INSTALLATION W/HDPE PIPE	2.18B
	JUL 2018		

RORY A. JONES, P.E.
 CITY OF TAMPA WATER DEPT.
 306 E. JACKSON ST., 5E
 TAMPA, FLA. 33602
 P.E. #79453

REV NO.	DATE	DESCRIPTION	BY
.	.	.	.
.	.	.	.
.	.	.	.
.	.	.	.

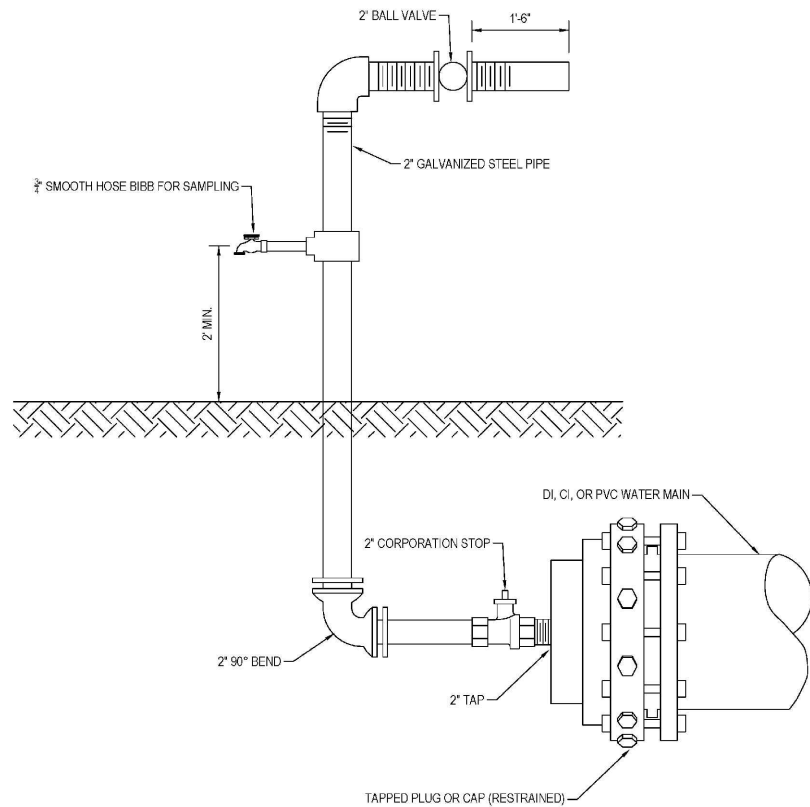
DESIGNED	NP
DRAWN	JDM
CHECKED	RAJ
DATE	10/01/2017

SUNSET PARK WEST

DETAILS

100% PLANS	
WORK ORDER NO.	8407
RECORD DRAWING NO.	
ATLAS PAGE	K8-4
SHEET	45 OF 49

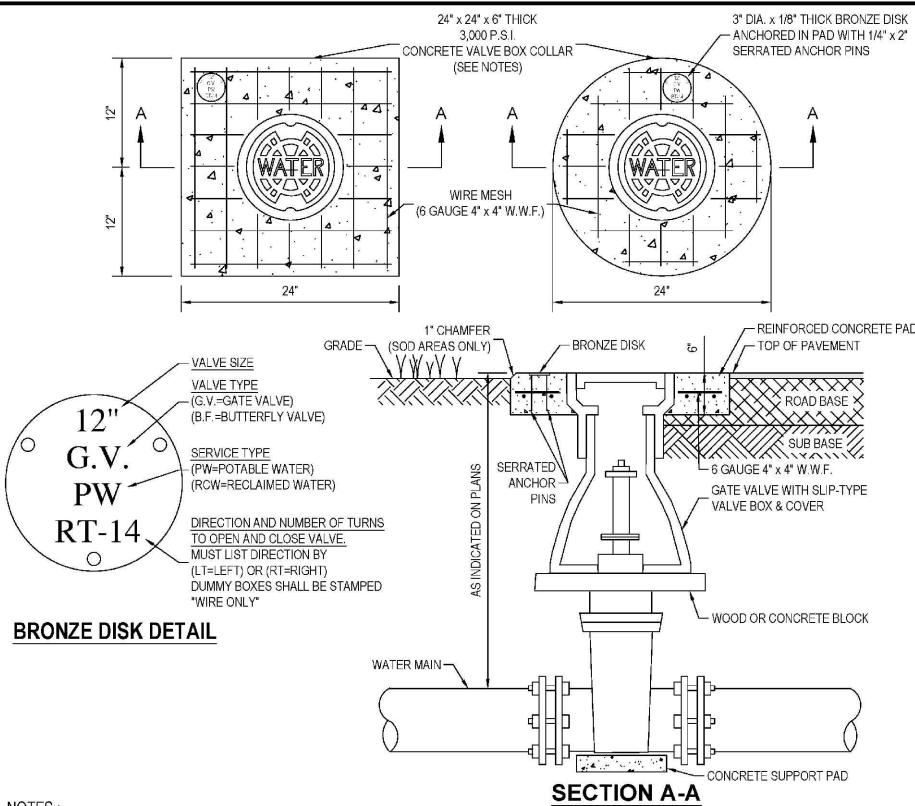
K:\Projects\Pre-FY18 Projects\8407 - FY17 CIP Sunset Park (West).NPP - JDM\1.8407 - FY17 CIP Sunset Park (West).NPP - JDM\1.8407 - FY17 CIP Sunset Park (West).Drawings\W0840701-Dwg\02-Sheets\8407-DETAILS.dwg Apr 09, 2020 - 11:15am



NOTES:

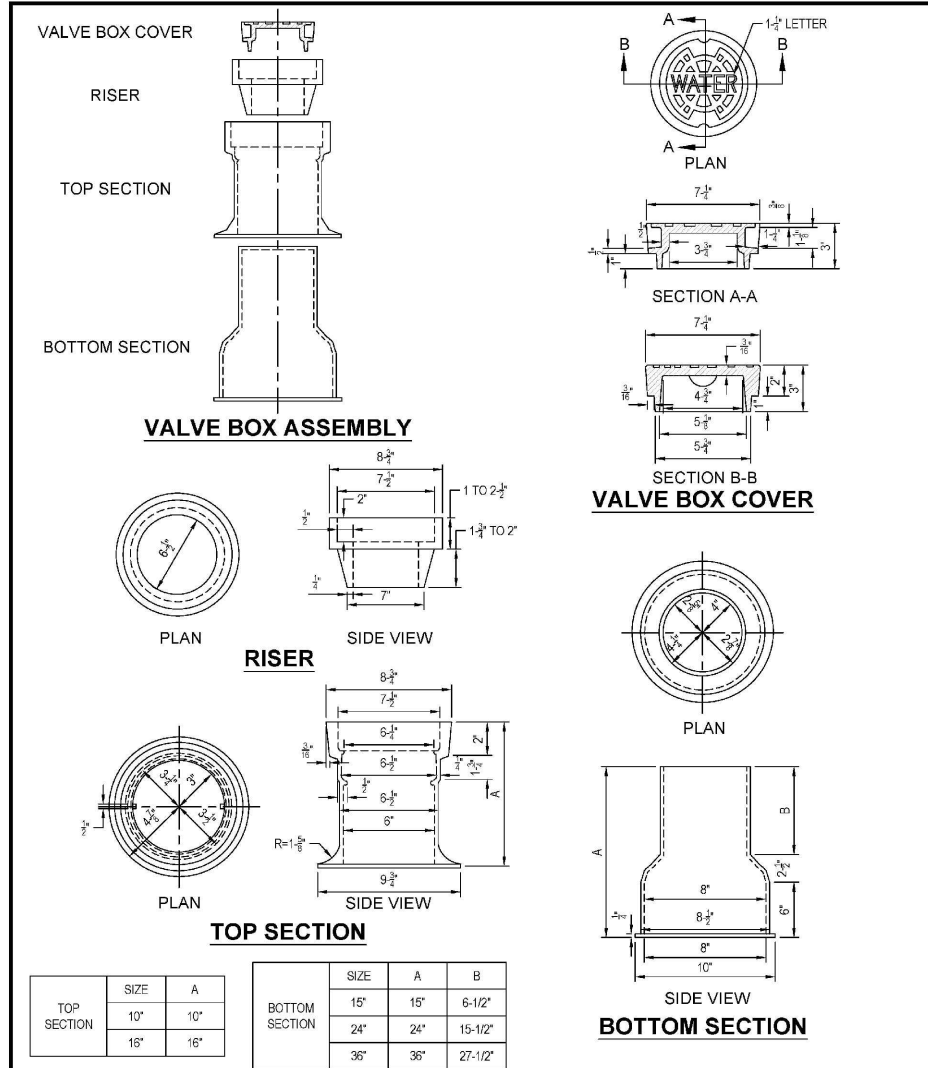
- FOR DEAD-END MAINS, SAMPLE TAP TO BE INSTALLED ON A 2" TAPPED CAP/PLUG.
- FLUSHING/SAMPLING ARRANGEMENT TO BE REMOVED AFTER DISINFECTION OF MAIN LINE.
- AFTER OPERATION COMPLETE, INSTALL BRASS PLUG AT CORPORATION STOP.

	LAST REVISION	TEMPORARY SAMPLE TAP INSTALLATION FOR END OF LINE W/DI, CI, OR PVC PIPE	2.19A
	JUL 2018		



- BRONZE DISK DETAIL**
- VALVE SIZE
VALVE TYPE (G.V.=GATE VALVE) (B.F.=BUTTERFLY VALVE)
SERVICE TYPE (PW=POTABLE WATER) (RW=RECLAIMED WATER)
DIRECTION AND NUMBER OF TURNS TO OPEN AND CLOSE VALVE. MUST LIST DIRECTION BY (LT=LEFT) OR (RT=RIGHT). DUMMY BOXES SHALL BE STAMPED "WIRE ONLY"
- NOTES:**
- CIRCULAR OR SQUARE CONCRETE PAD REQUIRED FOR ALL VALVE BOX INSTALLATIONS.
 - CAST IRON VALVE BOXES SHALL BE FIRMLY SUPPORTED AND CENTERED AND PLUMB OVER THE OPERATING NUT OF THE VALVE. VALVE BOX COVER SHALL BE FLUSH WITH THE SURFACE OF THE FINISHED PAVEMENT, OR GRADE OR AT SUCH OTHER LEVEL AS MAY BE DIRECTED BY THE DEPARTMENT.
 - "BLUE" WATER VALVE LOCATE MARKERS REQUIRED FOR ALL VALVE INSTALLATIONS.
 - EMBED BRONZE VALVE INFO DISK INTO CONCRETE VALVE BOX COLLAR.
 - ALL MATERIALS SHALL BE IN ACCORDANCE WITH THE LATEST T.W.D. APPROVED MATERIAL SPECIFICATIONS.
 - IF VALVE IS LOCATED WITHIN A SIDEWALK CONCRETE COLLAR MAY BE ELIMINATED AND DISK SET FLUSH DIRECTLY IN SIDEWALK.
 - BRONZE DISK REQUIRED FOR ALL VALVES AND DUMMY BOXES.

	LAST REVISION	VALVE INSTALLATION W/VALVE BOX & PAD FOR DI OR CI PIPE	3.01
	JUL 2018		



	LAST REVISION	VALVE BOX, SLIP TYPE	3.04
	JUL 2018		

RORY A. JONES, P.E.
CITY OF TAMPA WATER DEPT.
306 E. JACKSON ST., 5E
TAMPA, FLA. 33602
P.E. #79453

REV NO.	DATE	DESCRIPTION	BY	DESIGNED	NP
.	.	.	.	DRAWN	JDM
.	.	.	.	CHECKED	RAJ
.	.	.	.	DATE	10/01/2017

SUNSET PARK WEST

DETAILS

100% PLANS

 WORK ORDER NO. 8407
 RECORD DRAWING NO.
 ATLAS PAGE K8-4 SHEET 46 OF 49

K:\Projects\Pre-FY18 Projects\8407 - FY17 CIP Sunset Park (West)\NPP - JDM\1.8407 - FY17 CIP Sunset Park (West)\NPP - JDM\1.8407 - FY17 CIP Sunset Park (West)\02-Sheets\8407-Details.dwg Apr 09, 2020 - 11:15am

METER INSTALLATION PARTS LIST

ITEM	DESCRIPTION
A	HDPE C.J. X METER, SWIVEL NUT (CURB STOP)
B	METER
C	BRASS METER COUPLING
D	*PVC FIP X WELD COUPLING

STD. TAIL PIECE EXTENSION

SOLVENT WELD, PVC CAP
PVC PIPE (SCH 40) EXTEND 1" MIN. BEYOND METER BOX OR TO R/W, WHICHEVER IS GREATER.

* ALL PVC PIPE AND FITTINGS SHALL BE SCH 80 EXCEPT FOR STANDARD TAIL PIECE SECTION WHICH WILL BE SCH 40.
NOTE: PARTS LIST IS FOR STANDARD INSTALLATION; ACTUAL PARTS REQUIRED MAY VARY AS DIRECTED BY THE ENGINEER.

City of Tampa Water Department	LAST REVISION JUL 2018	SINGLE METER SET DETAIL 3/4", 1", 1-1/2", 2"	5.02
--------------------------------	---------------------------	---	------

PLAN - SINGLE METER

PLAN VIEW - DUAL METER

PROFILE VIEW (TYP.)

DO NOT INSTALL METER WITHIN SIDEWALK. WHEN SIDEWALK EXISTS, INSTALL METER ON STREET SIDE OF SIDEWALK OR WHERE DIRECTED BY CITY ENGINEER.

* LINE SIZE APPLICABLE FOR DDCVA

SINGLE METER SIZE (INCHES)	SERVICE LINE SIZE (INCHES) (0-15')	DUAL METER SIZE (INCHES)	SERVICE LINE SIZE (INCHES) (0-15')
3/4	1	3/4	2
1	1	1	2
1 1/2	2	1 1/2	N/A
2"	2	2"	N/A

(FEET REFER TO DISTANCE FROM WATER MAIN TO METER)

City of Tampa Water Department	LAST REVISION JUL 2018	SINGLE & DUAL METERED SERVICE - SHORT SIDE 3/4", 1", 1-1/2" & 2"	5.04A
--------------------------------	---------------------------	---	-------

PLAN VIEW - SINGLE METER

PLAN VIEW - DUAL METER

PROFILE VIEW (TYP.)

CASING SPECIFICATION:

- IF PUSHED-SCH 40 STEEL PIPE (MIN)
- IF LAYED IN OPEN TRENCH-SCH 40 STEEL PIPE OR SCH 80 PVC SOLVENT WELD PIPE.
- IF USING HDPE TUBING (UP TO 2" SDR9 200 PSI, TYPE III, COLOR AND UV CODE E, CLASS C, PE 4710, AWWA C-901, NSF-61, MIN. CELL CLASSIFICATION OF PE 45474 E
- IF USING HDPE PIPE (2" OR LARGER)-DR-11 160 PSI, PE 4710, AWWA C-906, NSF-61, MIN. CELL CLASSIFICATION OF PE 45474 C. EXTERIOR COLOR TO BE SOLID BLUE OR BLACK W/BLUE STRIPES (90 OR 120 DEGREES APART)

* OR GREATER, IF REQUIRED BY ROW CONTROLLING AGENCY
** LINE SIZES APPLICABLE FOR 2" DCCV

SINGLE METER SIZE (INCHES)	SERVICE LINE SIZE (INCHES)		CASING SIZE (INCHES)	DUAL METER SIZE (INCHES)	SERVICE LINE SIZE (INCHES)		CASING SIZE (INCHES)
	(15'-80')	(80'-150')			(15'-80')	(80'-150')	
3/4	1	2	2 1/4	3/4	2	2	4
1	1	2	4	1	2	4" D.I.P.	4/12
1 1/2	2	2	4	1 1/2	N/A	N/A	N/A
2"	4" D.I.P.	4" D.I.P.	12	2"	N/A	N/A	N/A

(FEET REFER TO DISTANCE FROM WATER MAIN TO METER)

City of Tampa Water Department	LAST REVISION SEP 2019	SINGLE & DUAL METERED SERVICE - LONG SIDE 3/4", 1", 1-1/2" & 2"	5.05A
--------------------------------	---------------------------	--	-------

RORY A. JONES, P.E.
CITY OF TAMPA WATER DEPT.
306 E. JACKSON ST., 5E
TAMPA, FLA. 33602
P.E. #79453

REV NO.	DATE	DESCRIPTION	BY
.	.	.	.
.	.	.	.
.	.	.	.
.	.	.	.

DESIGNED	NP
DRAWN	JDM
CHECKED	RAJ
DATE	10/01/2017

SUNSET PARK WEST

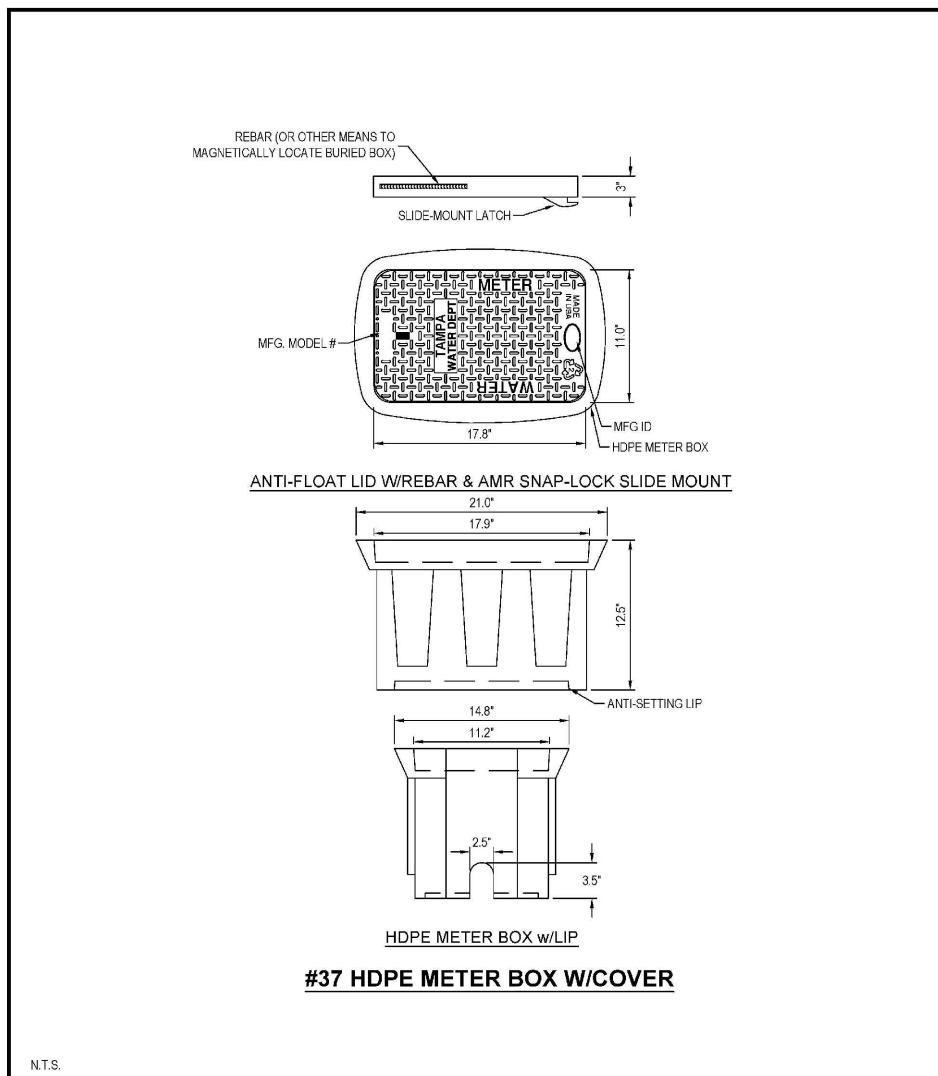
DETAILS



100% PLANS

WORK ORDER NO.	8407
RECORD DRAWING NO.	
ATLAS PAGE	K8-4
SHEET	48 OF 49

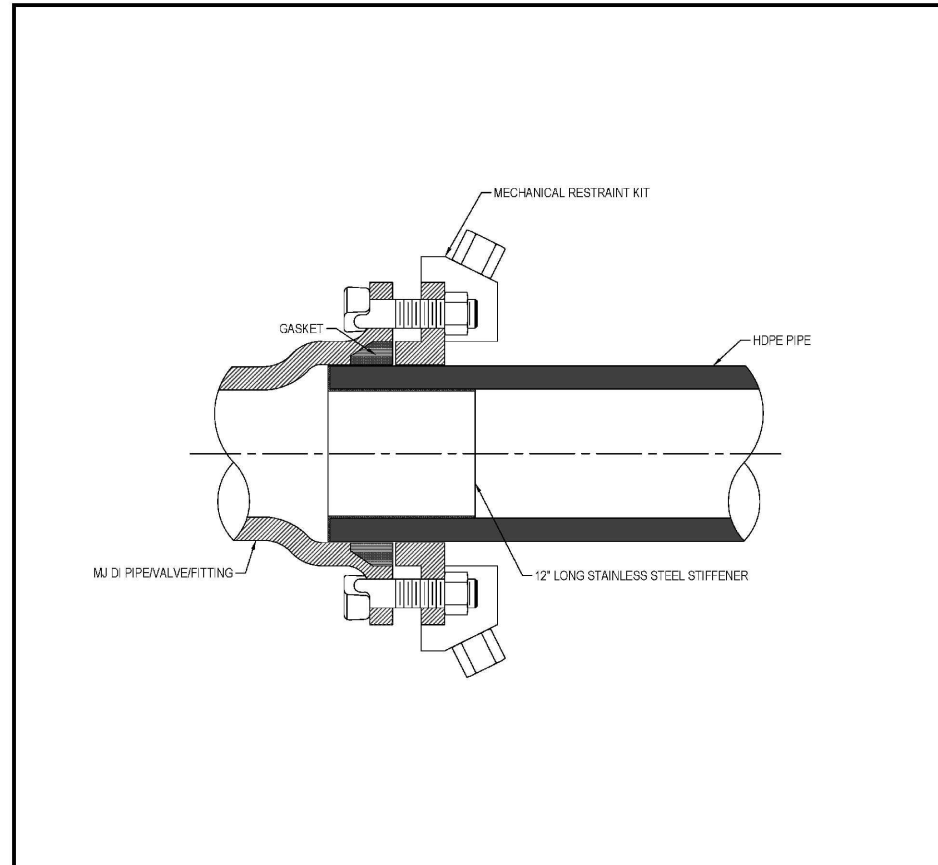
K:\Projects\Pre-FY18 Projects\8407 - FY17 CIP Sunset Park (West), NPP - JDM\1.8407 - FY17 CIP Sunset Park (West)\2. Design\5. Drawings\W0840701-Dwg\02-Sheets\8407-DETAILS.dwg Apr 09, 2020 - 11:44am



#37 HDPE METER BOX W/COVER

N.T.S.

	LAST REVISION		
	JUL 2018	3/4" OR 1" SINGLE SERVICE HDPE METER BOX	5.10



NOTES:

- MECHANICAL FITTINGS SHALL BE SPECIFICALLY DESIGNED FOR USE WITH HDPE PIPE.
- INTERNAL STIFFENER SHALL BE SOLID BODY TYPE. STIFFENER WILL BE RATED FOR DR AND ID AS PER PIPE MANUFACTURER. STIFFENER SHALL BE ASTM 240, TYPE 304 STAINLESS STEEL, 17 GAUGE, UNLESS OTHERWISE DIRECTED BY ENGINEER.

	LAST REVISION		
	MAR 2020	HDPE PIPE TO DI MJ FITTING TRANSITION (4" OR LARGER)	8.03

RORY A. JONES, P.E.
 CITY OF TAMPA WATER DEPT.
 306 E. JACKSON ST., 5E
 TAMPA, FLA. 33602
 P.E. #79453

REV NO.	DATE	DESCRIPTION	BY	DESIGNED	NP
.	.	.	.	DRAWN	JDM
.	.	.	.	CHECKED	RAJ
.	.	.	.	DATE	10/01/2017

SUNSET PARK WEST

DETAILS

100% PLANS	
WORK ORDER NO.	8407
RECORD DRAWING NO.	
ATLAS PAGE	K8-4 SHEET 49 OF 49