



Water Department

PLANS FOR:
**BELMAR GARDENS WATER
 MAIN REPLACEMENT**
 TAMPA WATER DEPARTMENT
 WORK ORDER NO. :
WTR-20-0003

INDEX

	DESCRIPTION
1	COVER SHEET
2	GENERAL NOTES, SPECIFIC NOTES & LEGEND
3	KEY PLAN
3A	BASELINE- P.O.T., MILL & OVERLAY
4-60	PLAN AND PROFILE SHEETS
61-67	DETAILS



KNOW WHAT'S BELOW
 ALWAYS CALL 811
 BEFORE YOU DIG

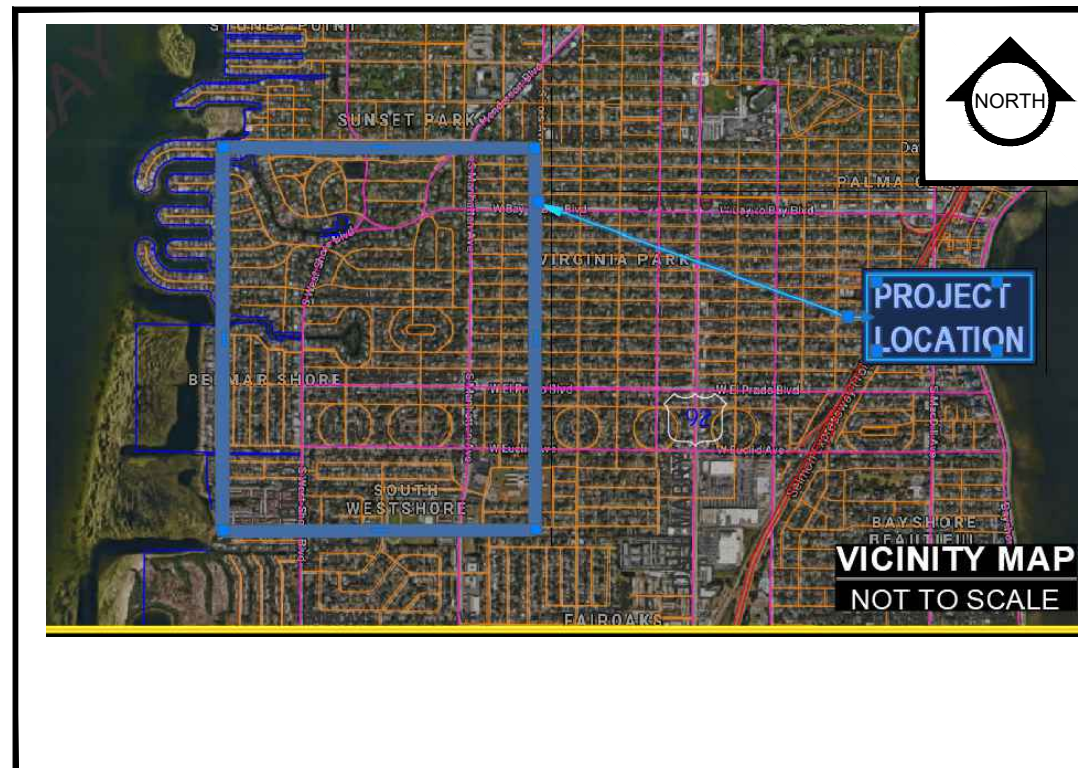
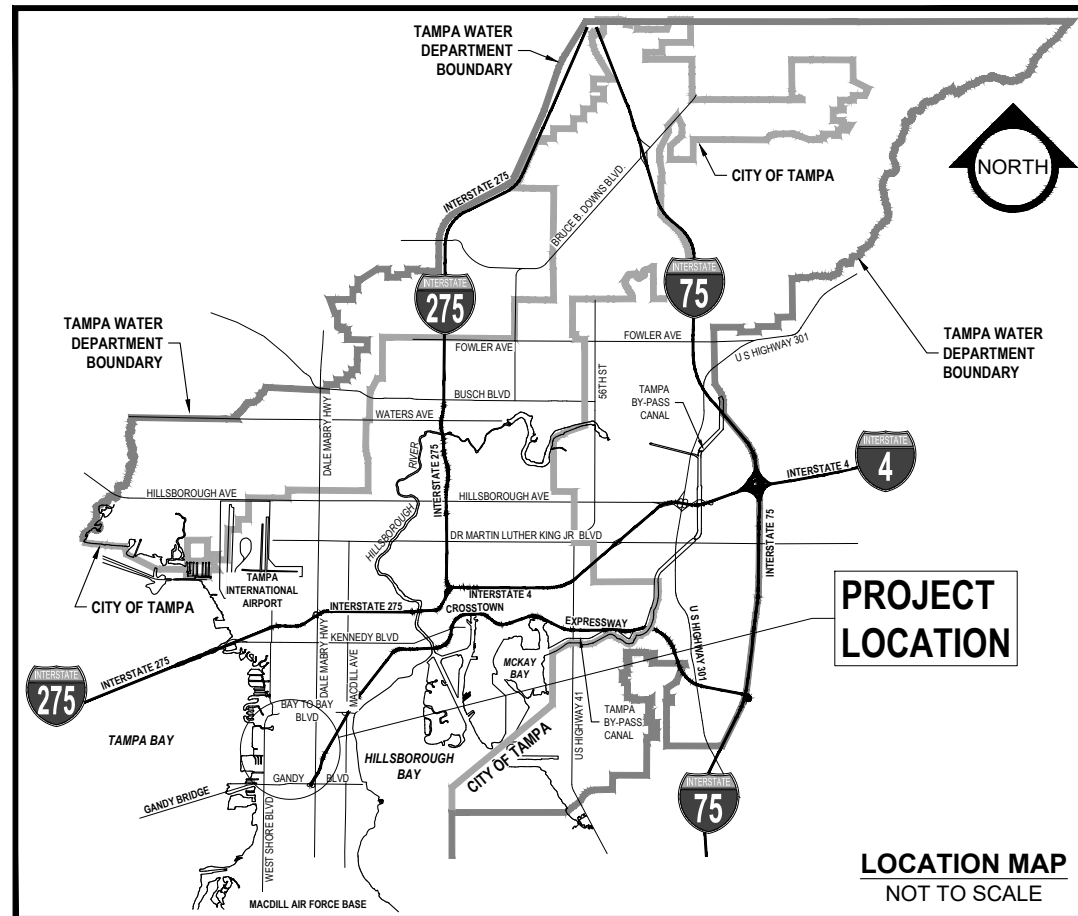

It's fast. It's free. It's the law.

www.callsunshine.com

PERMITS

CITY COUNTY STATE DEP

CONTRACTOR: XXX



© GOOGLE

RORY A. JONES, P.E.
 CITY OF TAMPA WATER DEPT.
 306 E. JACKSON ST., 5E
 TAMPA, FLA. 33602
 P.E. #79453

REV NO.	DATE	DESCRIPTION	BY	DESIGNED	NPP
.
.
.
.
				DATE	12/07/2020

BELMAR GARDENS WATER MAIN
 REPLACEMENT

COVER SHEET



100% PLANS

WORK ORDER NO.	WTR-20-0003
RECORD DRAWING NO.	WTR-20-0003
ATLAS PAGE K-8,K-9	SHEET 1 OF 67

CITY OF TAMPA NOTES

GENERAL

- ALL WATER WORK FOR THE CITY OF TAMPA (CITY) SHALL BE PERFORMED IN ACCORDANCE WITH THE PROJECT'S TECHNICAL SPECIFICATIONS, CONSTRUCTION DETAILS, AND THE TAMPA WATER DEPARTMENT TECHNICAL MANUAL (LATEST EDITION). IN THE EVENT OF A DISCREPANCY, THE MOST STRINGENT CRITERIA SHALL APPLY.
- THE CONTRACTOR SHALL NOT TAP ANY WATER MAIN WITHOUT A CITY INSPECTOR PRESENT. THE CONTRACTOR SHALL PROVIDE NOTICE TO THE CITY INSPECTOR AT A MINIMUM OF 5 WORKING DAYS PRIOR TO NECESSARY WORK AND COORDINATE PERFORMANCE OF TAP WITH THE CITY INSPECTOR.
- NORMAL WORKING HOURS SHALL BE WEEKDAYS FROM 7:30 AM TO 4:00 PM UNLESS OTHERWISE APPROVED BY THE ENGINEER/INSPECTOR.
- ELEVATION INFORMATION SHOWN ON THESE PLANS IS REFERENCED TO N.A.V.D. 1988 UNLESS OTHERWISE STATED.
- CONSTRUCTION OF WATER FACILITIES SHALL BE COORDINATED WITH THE WATER DEPARTMENT PRIOR TO THE START OF THE CONSTRUCTION. CONTRACTOR TO CONTACT CITY OF TAMPA CONTRACT ADMINISTRATION DEPARTMENT @ 813-635-3432 TO COORDINATE/SCHEDULE A PRE-CONSTRUCTION MEETING WITH THE CITY FOR REVIEW OF INSTALLATION TECHNIQUES AND PROCEDURES A MINIMUM OF 10 WORKING DAYS PRIOR TO THE PLANNED CONSTRUCTION.
- EXISTING UTILITIES, BUILDINGS, GROUND ELEVATIONS, AND OTHER FEATURES ARE SHOWN ACCORDING TO THE BEST INFORMATION AVAILABLE. ALL CONDITIONS, DIMENSIONS, AND QUANTITIES AFFECTING REQUIRED WORK SHALL BE VERIFIED BY CONTRACTOR BEFORE BEGINNING WORK OR ORDERING MATERIALS.
- VALVES ON EXISTING PUBLIC WATER MAINS TO BE OPERATED BY CITY PERSONNEL ONLY.
- ALL PROPOSED WATER LINES SHALL BE MANUFACTURED AND INSTALLED PER THE STANDARDS OF THE AMERICAN WATER WORKS ASSOCIATION (AWWA) AS PRESCRIBED BY FAC-62-555.320.
- SHOP DRAWINGS SHALL BE SUBMITTED AND APPROVED BY THE CITY FOR ALL PROPOSED ITEMS. ALL SUBMITTALS AND SHOP DRAWINGS SHALL BE HIGH QUALITY PDF DOCUMENTS.
- THE CONTRACTOR IS RESPONSIBLE FOR RESTRAINING ALL EXISTING PIPE NECESSARY TO MAINTAIN A SAFE CONSTRUCTION AREA AND PERFORM THE WORK SHOWN IN THE PLANS. EXISTING PIPE REQUIRING RESTRAINTS SHALL UTILIZE EXTERIOR BELL RESTRAINTS.
- THE CONTRACTOR SHALL DEWATER ANY EXCAVATION OR TRENCH TO MAINTAIN A SAFE WORK ENVIRONMENT AND TO ABIDE BY AWWA INSTALLATION STANDARDS. DEWATERING IS AT THE EXPENSE OF THE CONTRACTOR.

PERMITS

- CONTRACTOR IS RESPONSIBLE FOR OBTAINING ALL NECESSARY RIGHT-OF-WAY PERMITS AND ROADWAY CLOSURES ASSOCIATED WITH THE WORK SHOWN IN THE PLANS.
- IN ORDER TO OBTAIN ROADWAY CLOSURES OR RIGHT-OF-WAY PERMITS, AT MINIMUM, THE CONTRACTOR MUST SUBMIT DETAILED MAINTENANCE OF TRAFFIC (MOT) PLANS ALONG WITH APPLICATIONS TO THE APPROPRIATE AGENCY. THE MOT(S) SHALL CONFORM TO APPLICABLE FLORIDA DEPARTMENT OF TRANSPORTATION (FDOT) DRAWINGS (MOST CURRENT EDITION). THE GOVERNING AGENCIES MAY REQUIRE ADDITIONAL INFORMATION AND DICTATE SPECIFIC WORK TIME DURING NON-PEAK TRAFFIC HOURS.

PROJECT SPECIFIC NOTE

- NOTE:
- REMOVE AND SALVAGE EXISTING FIRE HYDRANT (K8-2-09) @ 3607 E. RENELLIE CIR. REMOVE VALVE & BOX.
 - *TR FLEX RJ DIP W/TR FLEX FITTINGS VIA HDD (HORIZONTAL DIRECTIONAL DRILL) TO BE USED WHEN CROSSING PAVER DRIVEWAYS*.

PIPE CLEARANCES

- ALL WATER MAINS SHALL HAVE A MINIMUM COVER OF 36 INCHES AND SHALL MAINTAIN A MINIMUM OF THREE (3) FEET HORIZONTAL SEPARATION FROM OTHER UTILITIES, EXCEPT STORM, SANITARY, AND GAS, WHICH SHALL MAINTAIN TEN (10) FEET HORIZONTAL SEPARATION, UNLESS OTHERWISE NOTED.
- WATER MAIN SHALL CROSS ABOVE OTHER PIPES. WHEN WATER MUST BE BELOW, PROVIDE 12" MINIMUM VERTICAL SEPARATION UNLESS OTHERWISE NOTED.
- CENTER ONE FULL JOINT OF PIPE UNDER/OVER ALL SANITARY, STORM, OR RECLAIMED PIPE CROSSINGS.

MATERIAL

- ALL VALVES SHALL BE RIGHT HAND OPEN.
- POLYWRAP ALL DUCTILE IRON PIPE (D.I.P) FITTINGS AND APPURTENANCES.
- ALL HARDWARE SHALL BE 304 STAINLESS STEEL, UNLESS OTHERWISE NOTED.
- ALL BELOW GROUND BENDS SHALL BE MECHANICAL JOINT (MJ).
- RESTRAIN ALL JOINTS AND FITTINGS.
- CONCRETE THRUST BLOCKS SHALL NOT BE USED TO PROVIDE THRUST RESTRAINT. RESTRAINT OF PUSH-ON DIP (OTHER THAN FOR FITTINGS & VALVES) SHALL BE WITH APPROVED PUSH-ON "GRIPPER-TYPE" RESTRAINTS. FITTINGS AND VALVES SHALL BE CONNECTED TO PIPE WITH MEGALUGS, OR APPROVED EQUAL.
- ALL POTABLE WATER SERVICE LATERAL, AIR RELEASE VALVES, AND TEMPORARY SAMPLE POINTS SHALL BE CONSTRUCTED OF BLUE SDR-9 HIGH DENSITY POLYETHYLENE (HDPE) TUBING. ALL HDPE TUBING SHALL BE INSTALLED WITHIN A CASING AS DEFINED IN THE SPECIFICATIONS AND DETAILS.

TESTING

- ALL COMPONENTS OF THE WATER SYSTEM, INCLUDING FITTINGS, HYDRANTS, CONNECTIONS, AND VALVES SHALL BE PROPERLY PRESSURE TESTED, WITNESSED AND ACCEPTED BY THE CITY. PRESSURE TESTS TO BE PERFORMED IN ACCORDANCE WITH WATER DEPARTMENT SPECIFICATIONS. CONTRACTOR TO NOTIFY THE ASSIGNED CITY INSPECTOR A MINIMUM OF THREE (3) WORKING DAYS IN ADVANCE OF PERFORMING TESTS. CONTRACTOR SHALL PRESSURE TEST WATER MAINS AT A MINIMUM OF 150 PSI FOR A PERIOD OF 2 HOURS IN ACCORDANCE WITH AWWA C600-87 STANDARDS. THE CONTRACTOR SHALL MAKE ALL NECESSARY APPLICATIONS AND ARRANGEMENTS.
- ALL SAMPLE, PRESSURE TEST, AND CHLORINATION POINT PIPING SHALL BE COMPLETELY REMOVED PRIOR TO FINAL ACCEPTANCE. THE CORPORATION STOP SHALL BE CLOSED AND PLUGGED AT THE MAIN.
- CONTRACTOR SHALL PERFORM CHLORINATION AND HIRE INDEPENDENT FIRMS TO CONDUCT BACTERIOLOGICAL TESTING AS DEFINED IN F.A.C. 62-555.340. CONTRACTOR TO SUPPLY THE CITY WITH AS-BUILTS AND SAMPLE RESULTS NECESSARY TO OBTAIN DEPARTMENT OF ENVIRONMENTAL PROTECTION (DEP) CLEARANCES.

RESTORATION

- ROADWAY RESTORATION SHALL BE IN CONFORMANCE WITH CORRESPONDING JURISDICTION'S LATEST STANDARDS.
- DISTURBANCE TO ANY PROPERTY, PUBLIC OR PRIVATE, SHALL BE RESTORED TO ORIGINAL OR BETTER CONDITION.

LEGEND

EXISTING		PROPOSED
	ASPHALT PAVEMENT	
	CONCRETE PAVEMENT	
	PAVERS	
	BASE LINE (SURVEY LINE)	
	CENTER LINE	
	R/W LINE	
	PROPERTY LINE	
	ADJACENT PROPERTY LINE	
	BENCHMARK & NUMBER	
	TEMPORARY BENCHMARK & NUMBER	
	EASEMENT LINE	
	GAS MAIN	
	STORM SEWER	
	SANITARY SEWER	
	SANITARY FORCE MAIN	
	ELECTRIC CABLE	
	TELEPHONE CABLE	
	TELEVISION CABLE	
	WATER MAIN	
	RECLAIMED WATER MAIN	
	FIRE HYDRANT ASSEMBLY (INCL. VALVE & TEE)	
	WATER VALVE	
	DETECTOR CHECK VALVE	
	DOUBLE DETECTOR CHECK VALVE - IN VAULT	
	DOUBLE DETECTOR CHECK VALVE - ABOVE GROUND	
	VAULT	
	CASING PIPE (JACK & BORE)	
	WATER METER	
	RECLAIMED WATER METER	
	METER TO BE TRANSFERRED	
	BACK FLOW PREVENTER	
	WET TAP	
	SLEEVE, BEND, TEE, CROSS, PLUG, REDUCER, BLOW-OFF	
	SAMPLE TAP LOCATION	
	CHLORINE INJECTION POINT	
	ELECTRIC MANHOLE OR PULL BOX, POLE	
	TELEPHONE MANHOLE OR UTILITY BOX, POLE	
	MANHOLE - SANITARY, STORM	
	VALVE	
	SANITARY LATERAL WITH DEPTH AT R/W LINE	
	STORM GRATE, CURB INLET	
	STORM PIPE CULVERT WITH HEADWALL, MITERED END SECTION	
	GUY POLE, GUY POLE AND WIRE	
	COMBINATION POLE, LIGHT POLE	
	MAILBOX	
	SIGN	
	PINE, TREE, PALM, OAK	
	ROOT PRUNE	
	SHRUB, HEDGE	
	WOODS/HEAVY BRUSH	
	SPOT ELEVATIONS	

K:\Projects\WTR\CY20\WTR-20-0003 - Belmar Gardens\02-Design\Drawings\01-Dwg\02-Sheets\WTR-20-0003-Eucid Ave.dwg Sep 14, 2021 - 1:27pm

RORY A. JONES, P.E.
CITY OF TAMPA WATER DEPT.
306 E. JACKSON ST., 5E
TAMPA, FLA. 33602
P.E. #79453

REV NO.	DATE	DESCRIPTION	BY	DESIGNED	NPP
.	.	.	.	DRAWN	JDM
.	.	.	.	CHECKED	RAJ
.	.	.	.	DATE	12/07/2020

BELMAR GARDENS WATER MAIN
REPLACEMENT

GEN. NOTES & LEGEND



100% PLANS

WORK ORDER NO.	WTR-20-0003
RECORD DRAWING NO.	----
ATLAS PAGE K-8,K-9	SHEET 2 OF 67

Key Sheet



S32-T29S-R18E

N.T.S.



K:\Projects\WTR\20\WTR-20-0003 - Belmar Gardens\02-Design\Drawings\01-Dwg\02-Sheets\WTR-20-0003-Euclid Ave.dwg Sep 14, 2021 - 1:28pm

RORY A. JONES, P.E.
 CITY OF TAMPA WATER DEPT.
 306 E. JACKSON ST., 5E
 TAMPA, FLA. 33602
 P.E. #79453

REV NO.	DATE	DESCRIPTION	BY	DESIGNED	NPP
.	.	.	.	DRAWN	JDM
.	.	.	.	CHECKED	RAJ
.	.	.	.	DATE	12/07/2020

BELMAR GARDENS WATER MAIN
 REPLACEMENT

KEY SHEET



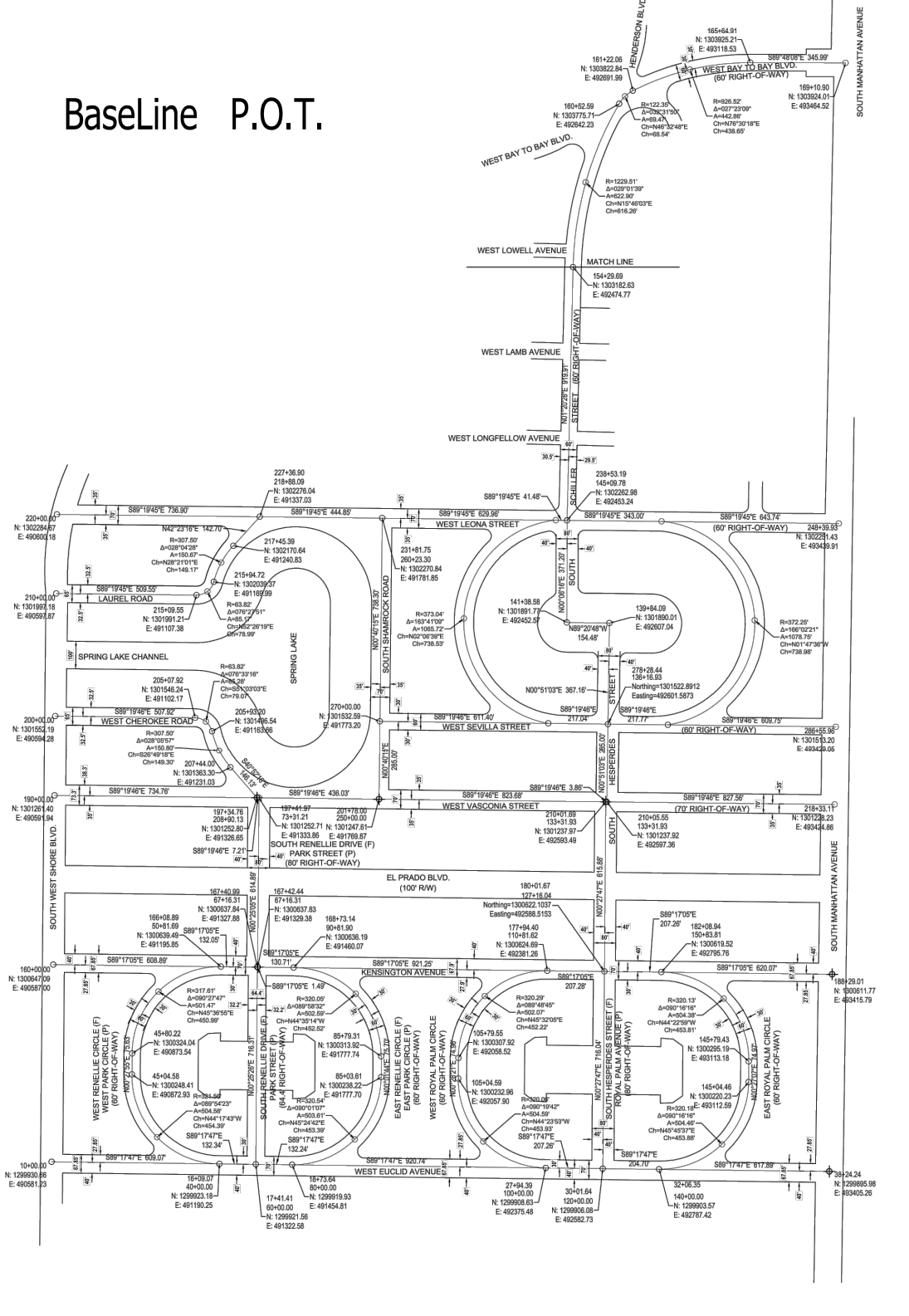
100% PLANS

WORK ORDER NO. WTR-20-0003

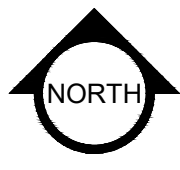
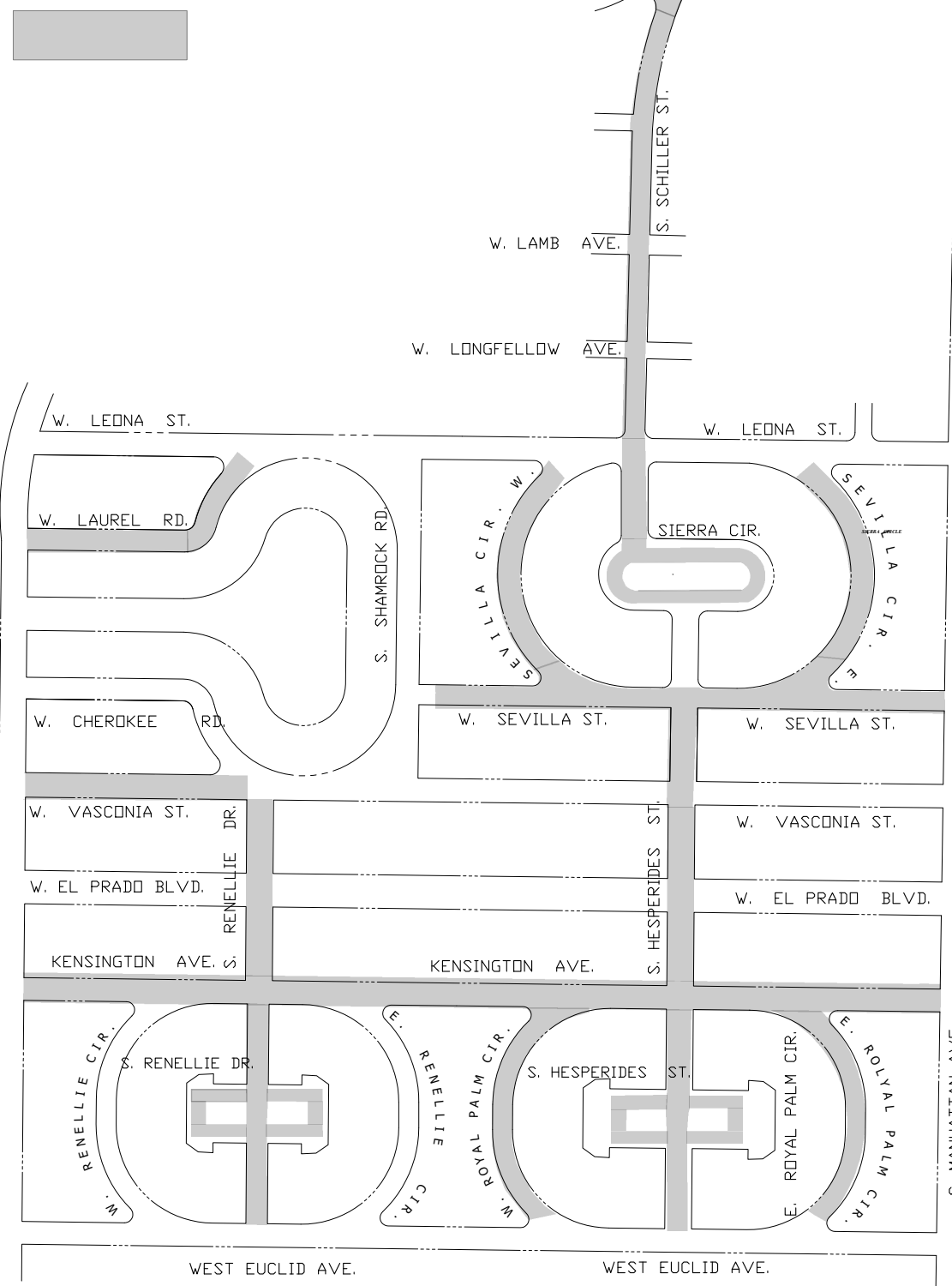
RECORD DRAWING NO. ----

ATLAS PAGE K-8,K-9 SHEET 3 OF 67

BaseLine P.O.T.



GENERAL MILL & OVERLAY LIMITS



S32-T29S-R18E
N.T.S.

RORY A. JONES, P.E.
CITY OF TAMPA WATER DEPT.
306 E. JACKSON ST., 5E
TAMPA, FLA. 33602
P.E. #79453

REV NO.	DATE	DESCRIPTION	BY

DESIGNED	NPP
DRAWN	JDM
CHECKED	RAJ
DATE	12/07/2020

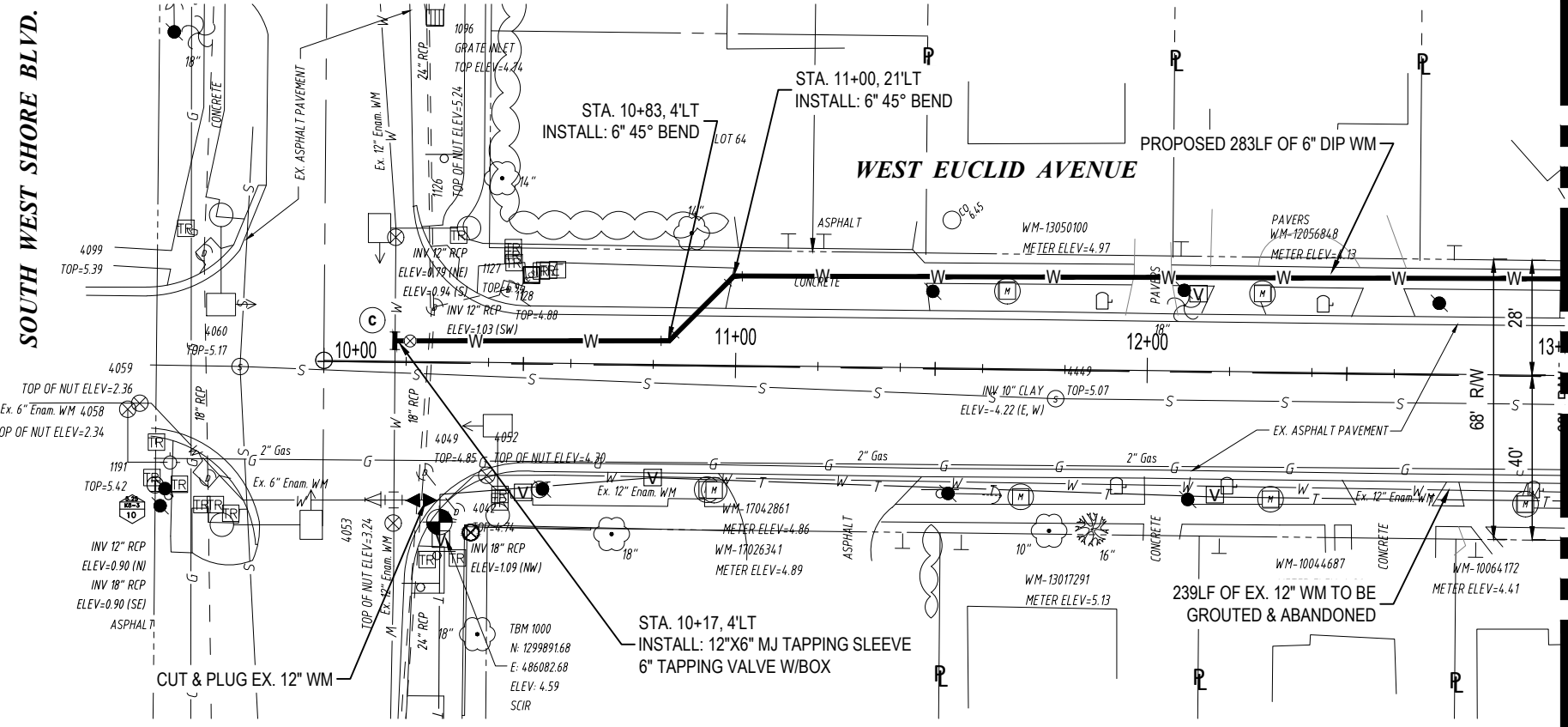
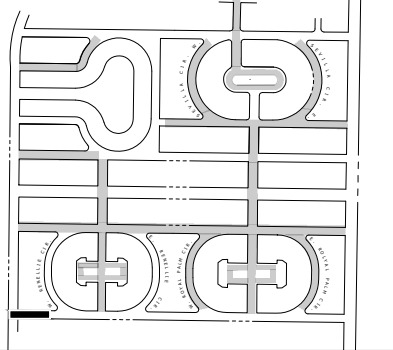
BELMAR GARDENS WATER MAIN
REPLACEMENT
BASELINE
MILL & OVERLAY SHEET



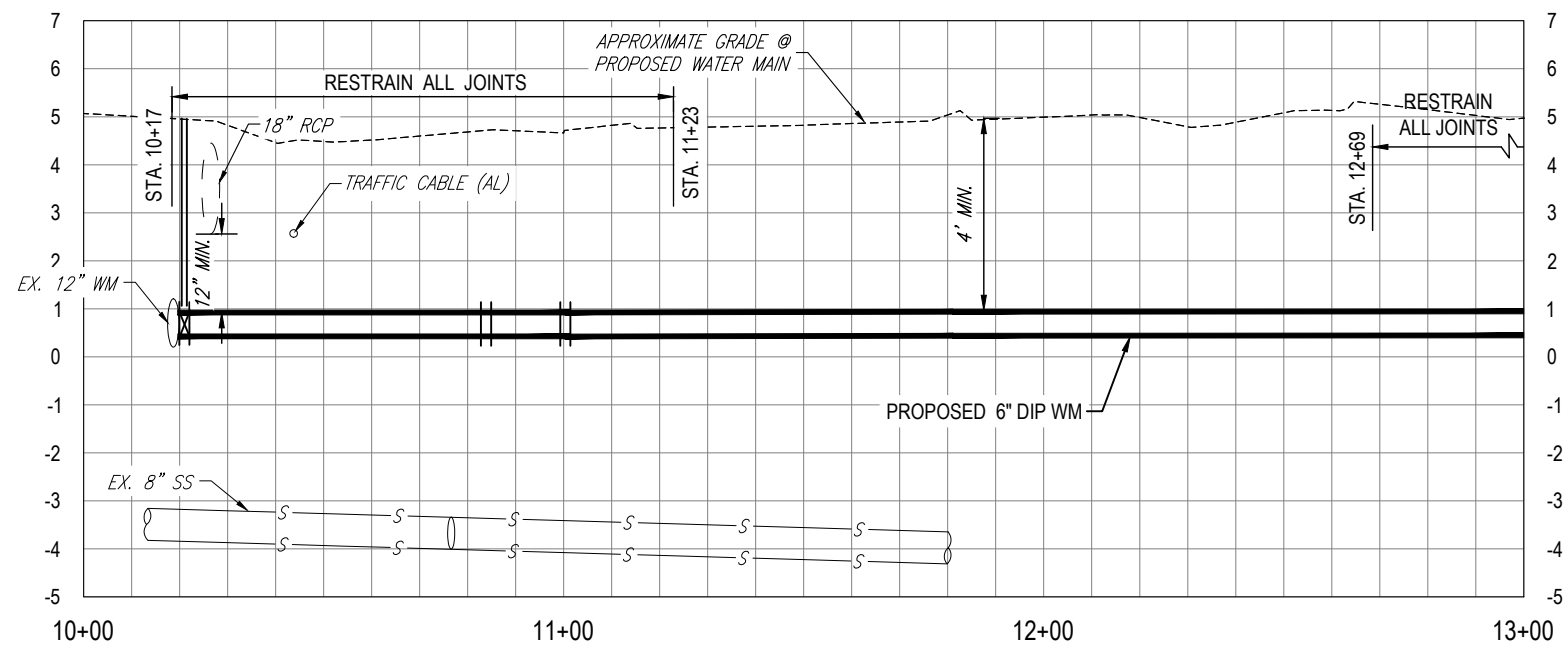
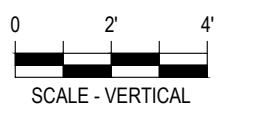
100% PLANS	
WORK ORDER NO.	WTR-20-0003
RECORD DRAWING NO.	----
ATLAS PAGE K-8,K-9	SHEET 3A OF 67

K:\Projects\WTR\20-0003 - Belmar Gardens\02-Design\Drawings\01-Dwg\02-Sheets\WTR-20-0003-Euclid Ave.dwg, Sep 14, 2021, 1:28pm

KEY MAP
SHEET LOCATION



MATCHLINE - STA. 13+00
SEE SHEET 5



K:\Projects\WTR\20\WTR-20-0003 - Belmar Gardens\02-Design\Drawings\01-Dwg\02-Sheets\WTR-20-0003-Euclid Ave.dwg Sep 14, 2021 - 1:29pm

RORY A. JONES, P.E.
CITY OF TAMPA WATER DEPT.
306 E. JACKSON ST., 5E
TAMPA, FLA. 33602
P.E. #79453

REV NO.	DATE	DESCRIPTION	BY	DESIGNED	NPP

DRAWN JDM
CHECKED RAJ
DATE 12/07/2020

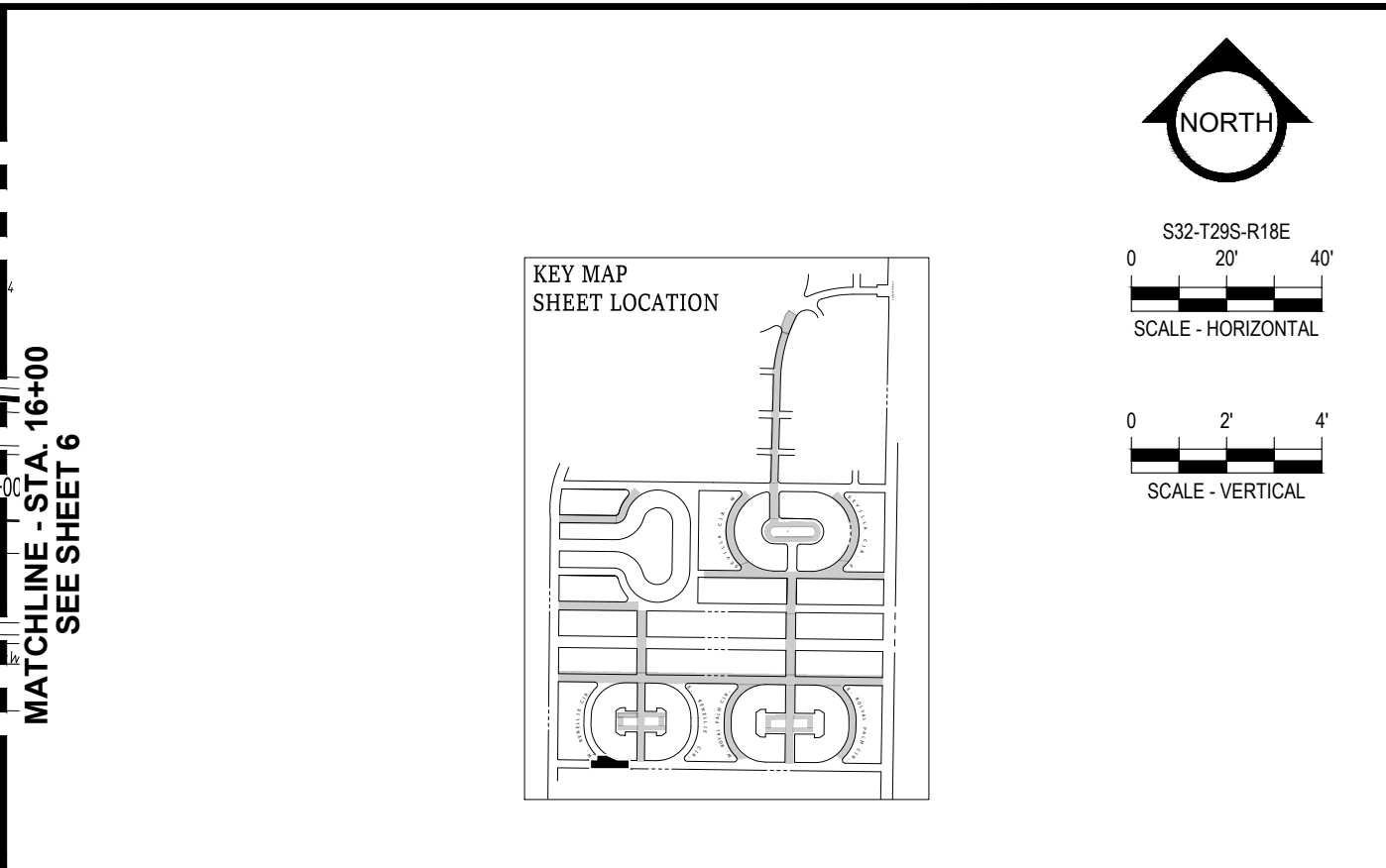
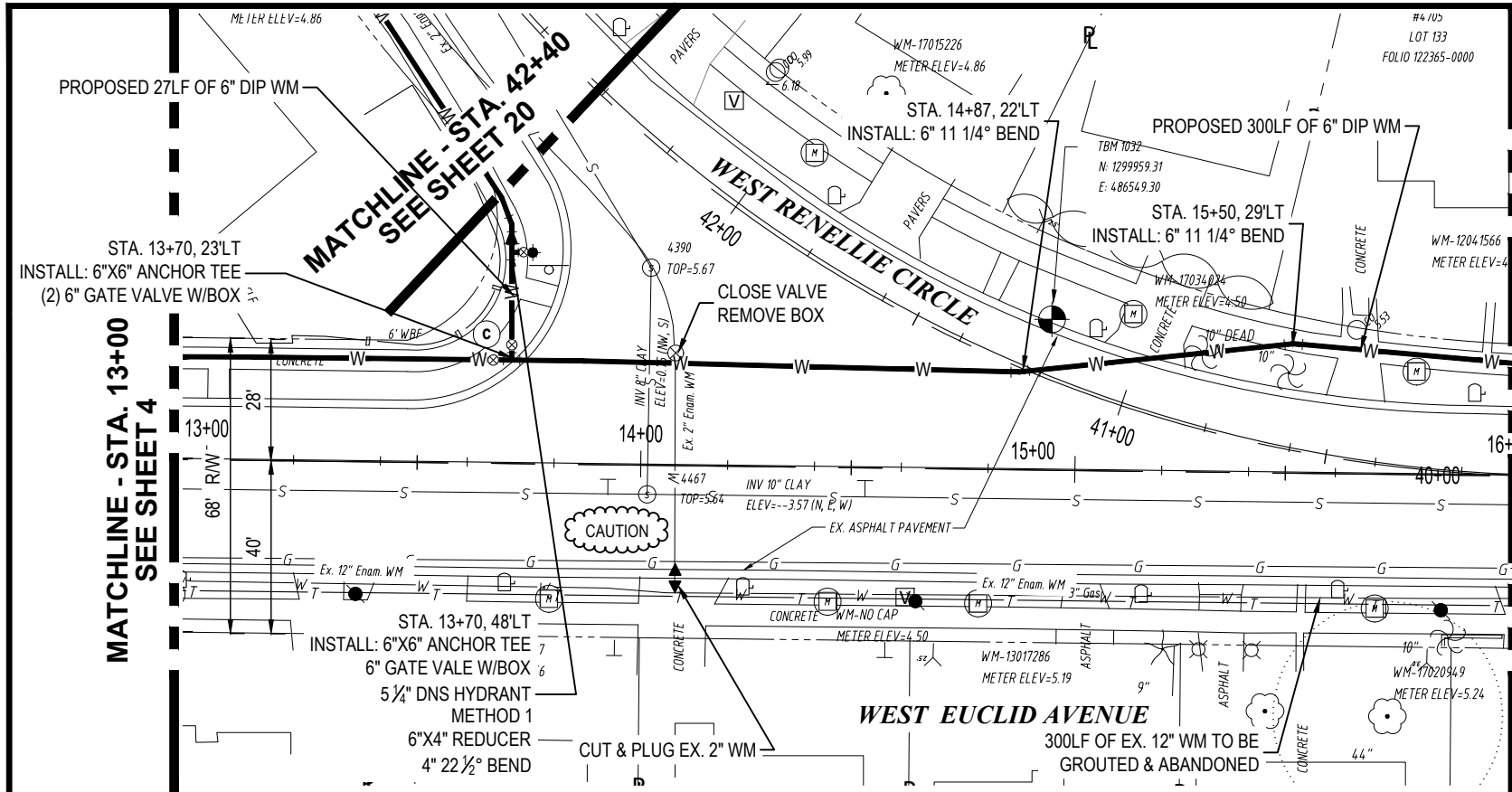
BELMAR GARDENS WATER MAIN
REPLACEMENT

PLAN & PROFILE

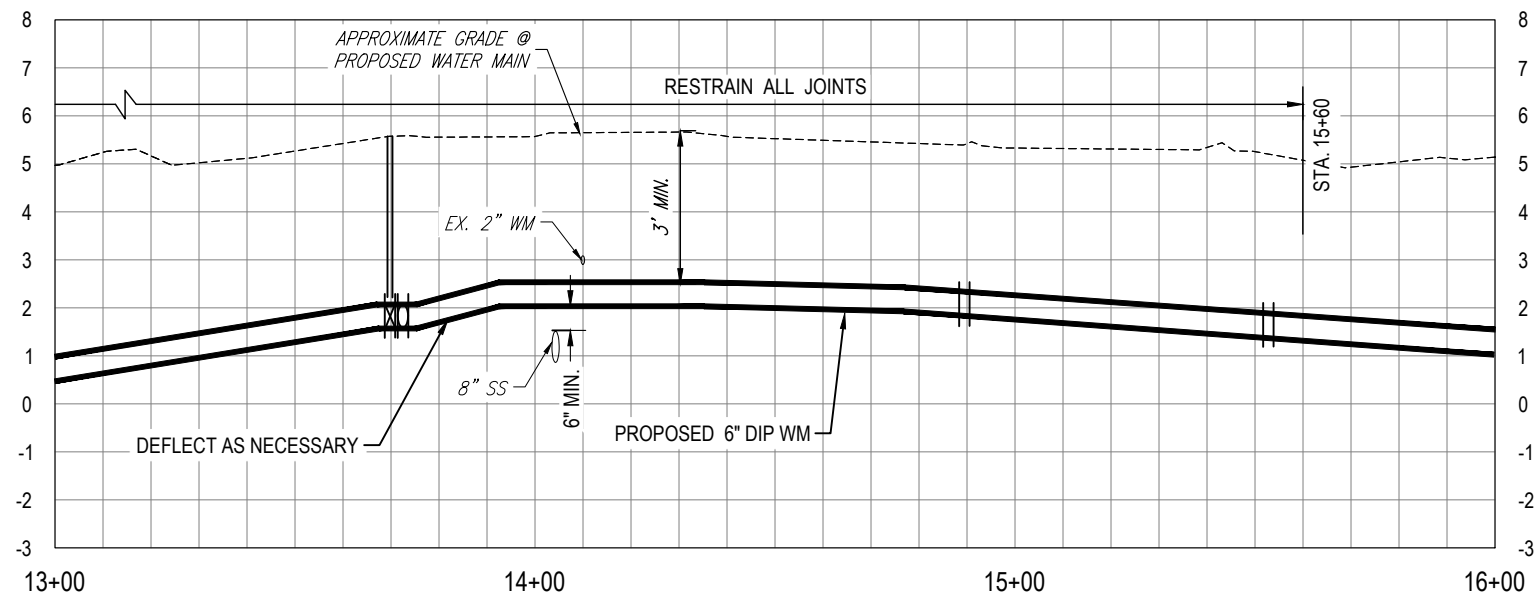


100% PLANS

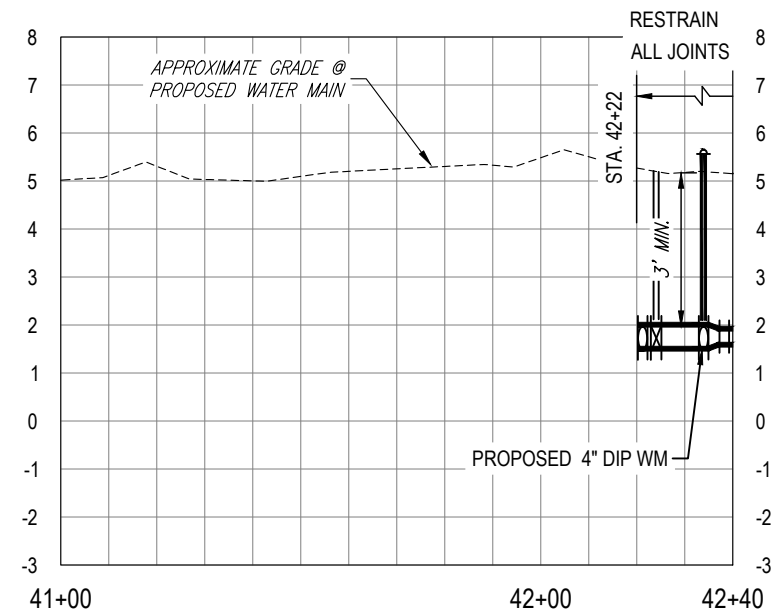
WORK ORDER NO.	WTR-20-0003
RECORD DRAWING NO.	----
ATLAS PAGE K-8,K-9	SHEET 4 OF 67



PROFILE VIEW OF W EUCLID AVENUE



PROFILE VIEW OF W RENELLIE CIRCLE



K:\Projects\WTR\20\WTR-20-0003 - Belmar Gardens\02-Design\Drawings\01-Dwg\02-Sheets\WTR-20-0003-Euclid Ave.dwg, Sep 14, 2021, 1:30pm

RORY A. JONES, P.E.
CITY OF TAMPA WATER DEPT.
306 E. JACKSON ST., 5E
TAMPA, FLA. 33602
P.E. #79453

REV NO.	DATE	DESCRIPTION	BY	DESIGNED	NPP

DRAWN: JDM
CHECKED: RAJ
DATE: 12/07/2020

BELMAR GARDENS WATER MAIN
REPLACEMENT

PLAN & PROFILE

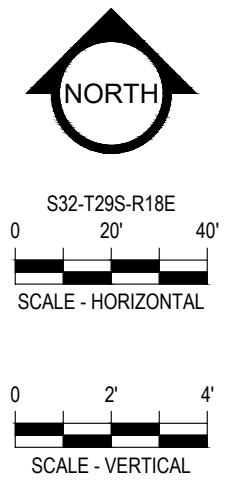
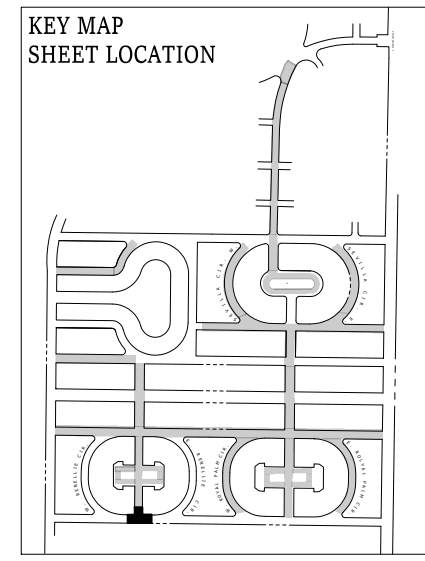
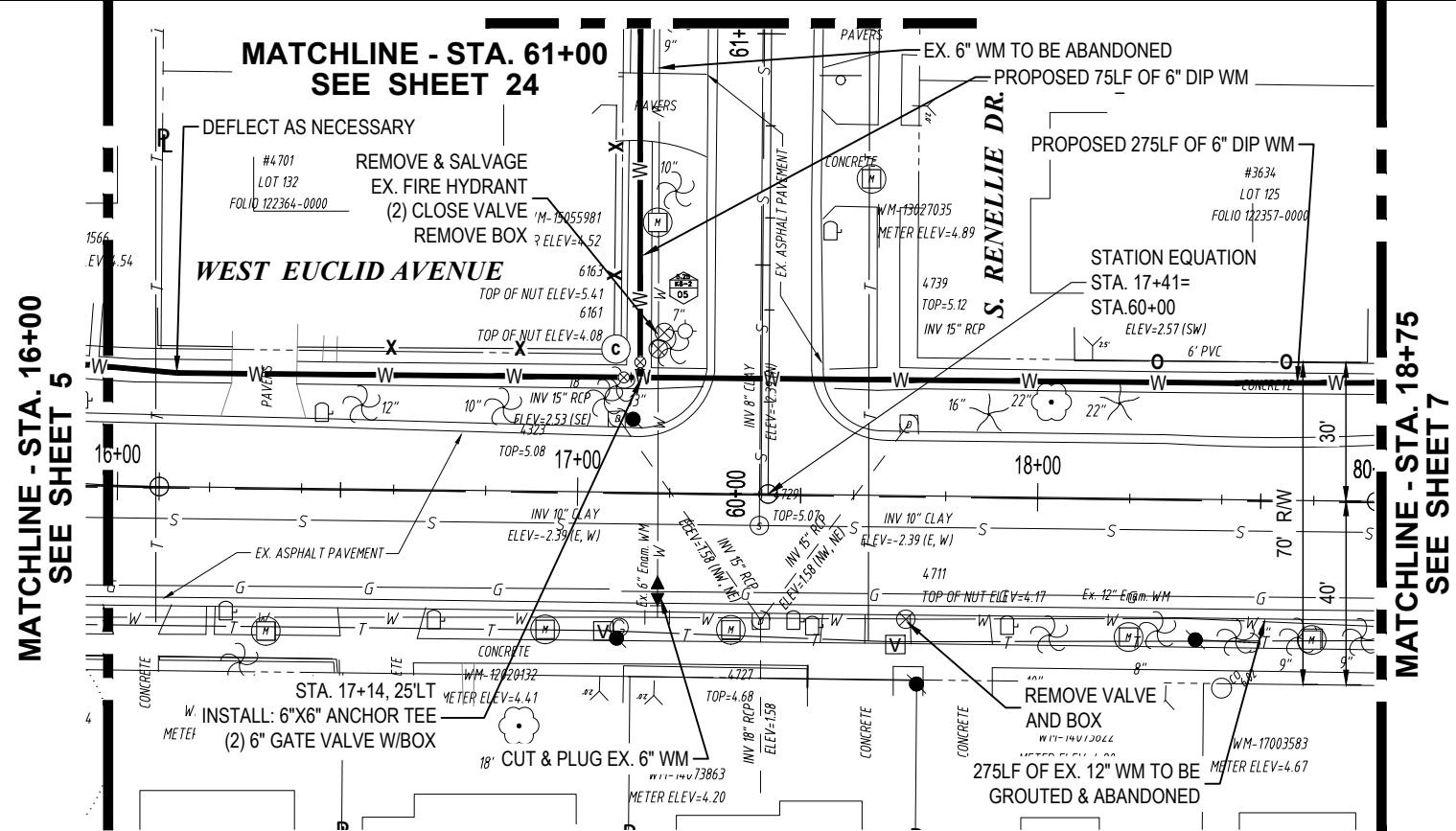


100% PLANS

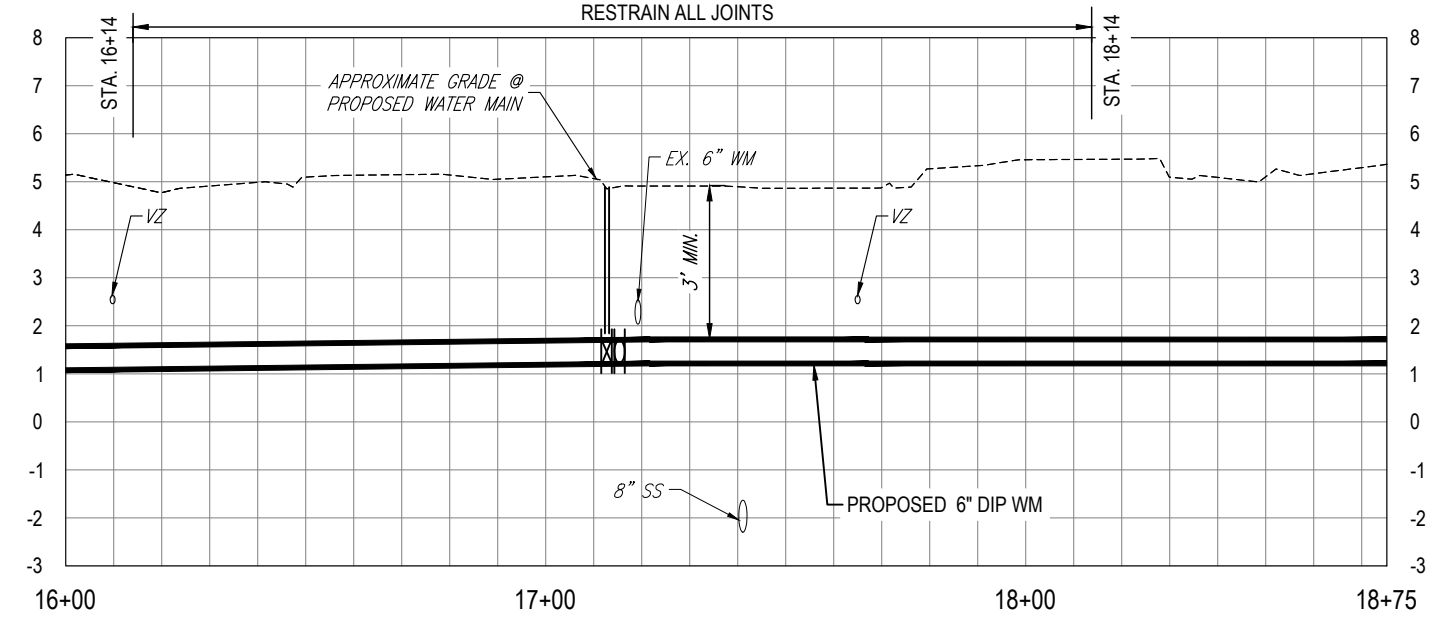
WORK ORDER NO. WTR-20-0003

RECORD DRAWING NO. ----

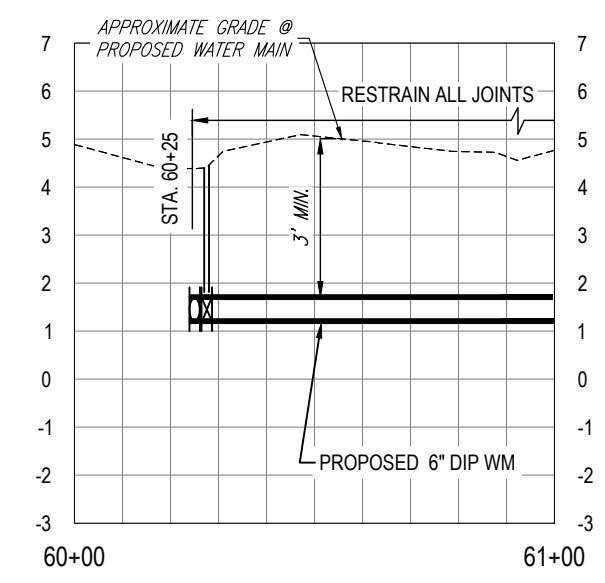
ATLAS PAGE K-8,K-9 SHEET 5 OF 67



PROFILE VIEW OF W EUCLID AVENUE
RESTRAIN ALL JOINTS



PROFILE VIEW OF SOUTH RENELLIE DRIVE - 1



K:\Projects\WTR\20\WTR-20-0003 - Belmar Gardens\02-Design\Drawings\01-Dwg\02-Sheets\WTR-20-0003-Euclid Ave.dwg Sep 14, 2021 - 1:30pm

RORY A. JONES, P.E.
CITY OF TAMPA WATER DEPT.
306 E. JACKSON ST., 5E
TAMPA, FLA. 33602
P.E. #79453

REV NO.	DATE	DESCRIPTION	BY	DESIGNED	NPP

DRAWN JDM
CHECKED RAJ
DATE 12/07/2020

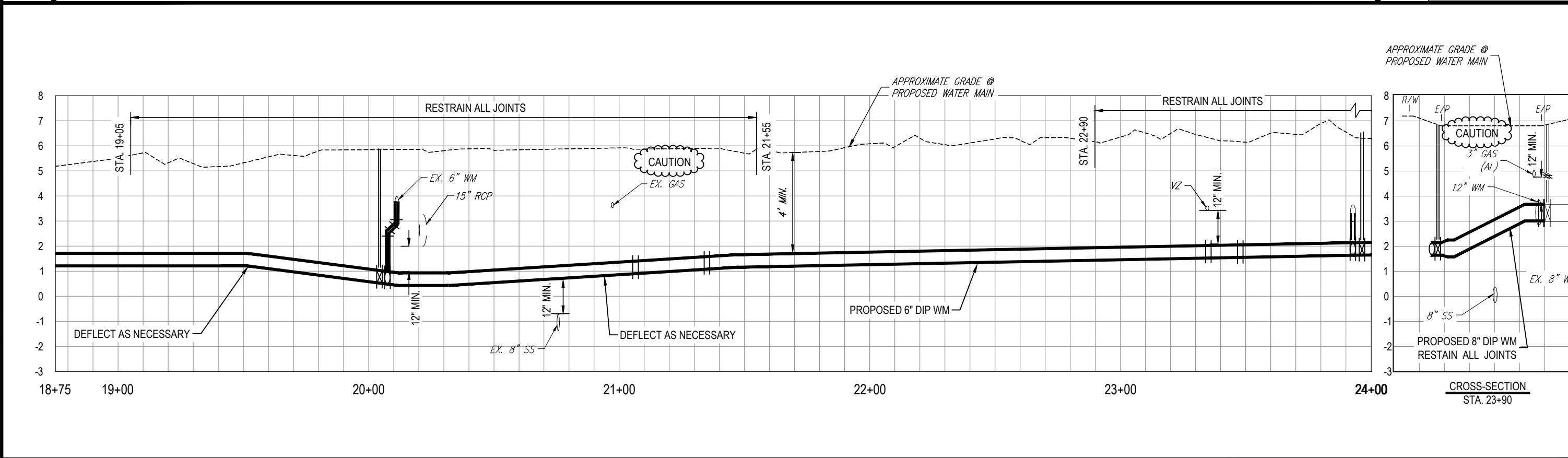
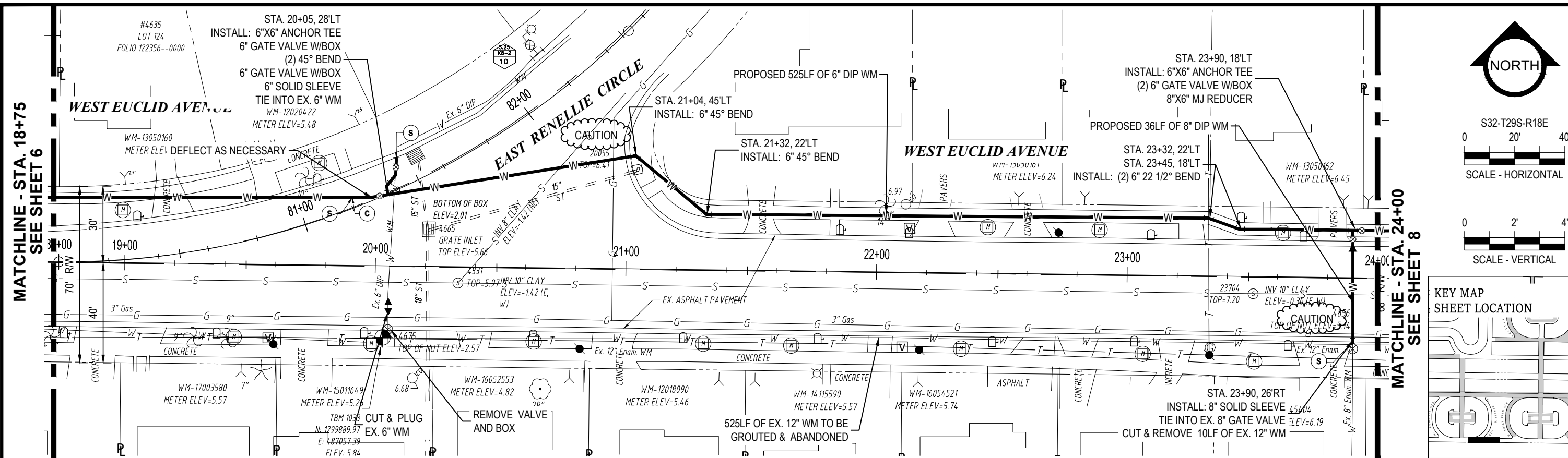
BELMAR GARDENS WATER MAIN
REPLACEMENT

PLAN & PROFILE



100% PLANS

WORK ORDER NO.	WTR-20-0003
RECORD DRAWING NO.	----
ATLAS PAGE K-8,K-9	SHEET 6 OF 67



K:\Projects\WTR\20\WTR-20-0003 - Belmar Gardens\02-Design\Drawings\01-Dwg\02-Sheets\WTR-20-0003-Euclid Ave.dwg, Oct 06, 2021, 9:25am

RORY A. JONES, P.E.
 CITY OF TAMPA WATER DEPT.
 306 E. JACKSON ST., 5E
 TAMPA, FLA. 33602
 P.E. #79453

REV NO.	DATE	DESCRIPTION	BY

DESIGNED NPP
 DRAWN JDM
 CHECKED RAJ
 DATE 12/07/2020

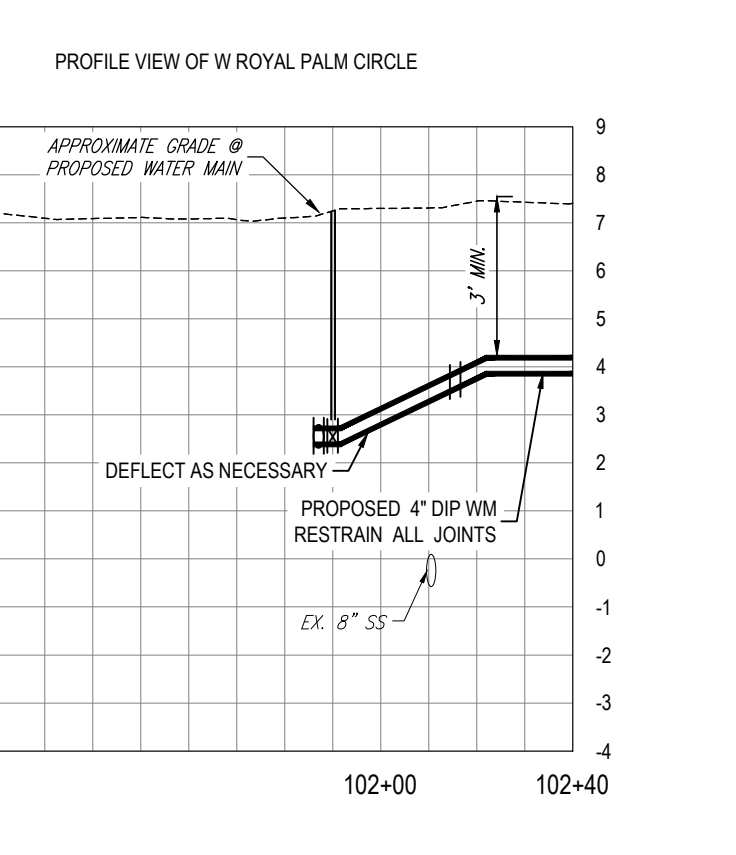
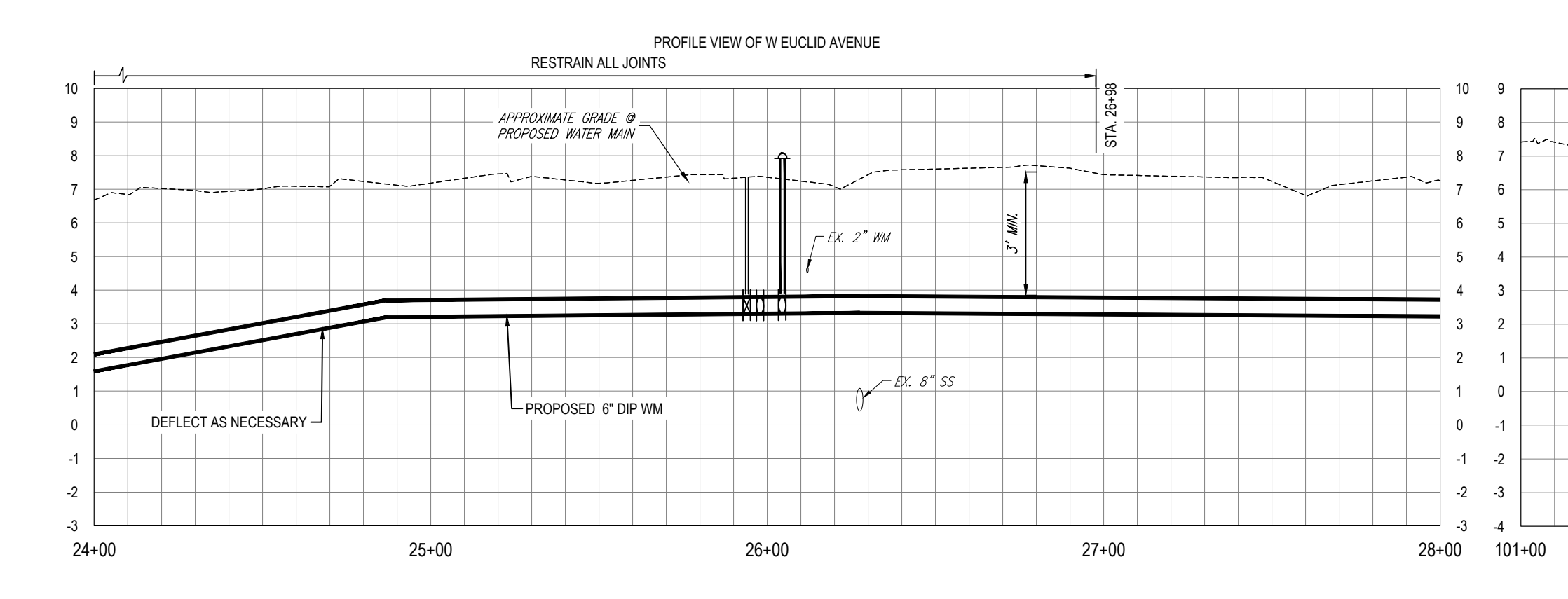
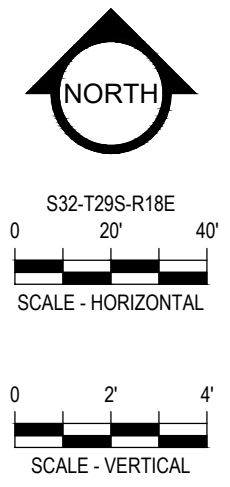
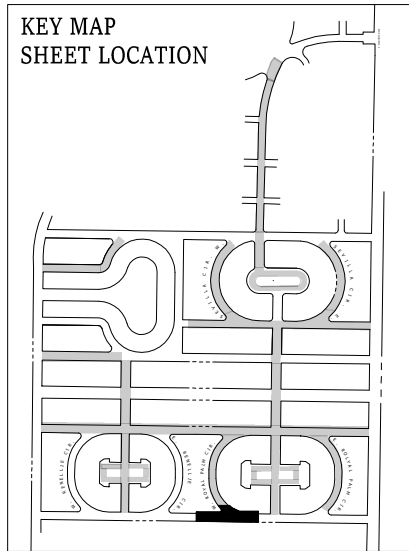
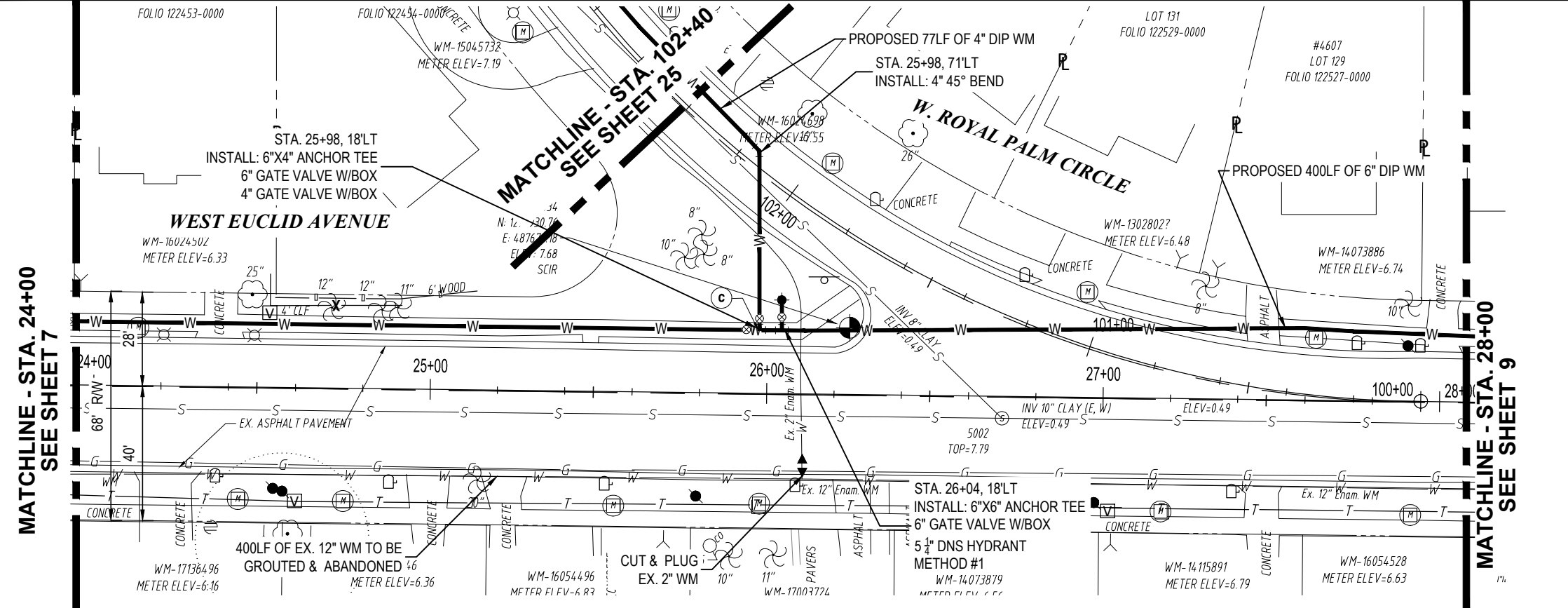
BELMAR GARDENS WATER MAIN REPLACEMENT

PLAN & PROFILE



100% PLANS

WORK ORDER NO. WTR-20-0003
 RECORD DRAWING NO. ----
 ATLAS PAGE K-8,K-9 SHEET 7 OF 67



RORY A. JONES, P.E.
 CITY OF TAMPA WATER DEPT.
 306 E. JACKSON ST., 5E
 TAMPA, FLA. 33602
 P.E. #79453

REV. NO.	DATE	DESCRIPTION	BY	DESIGNED	NPP

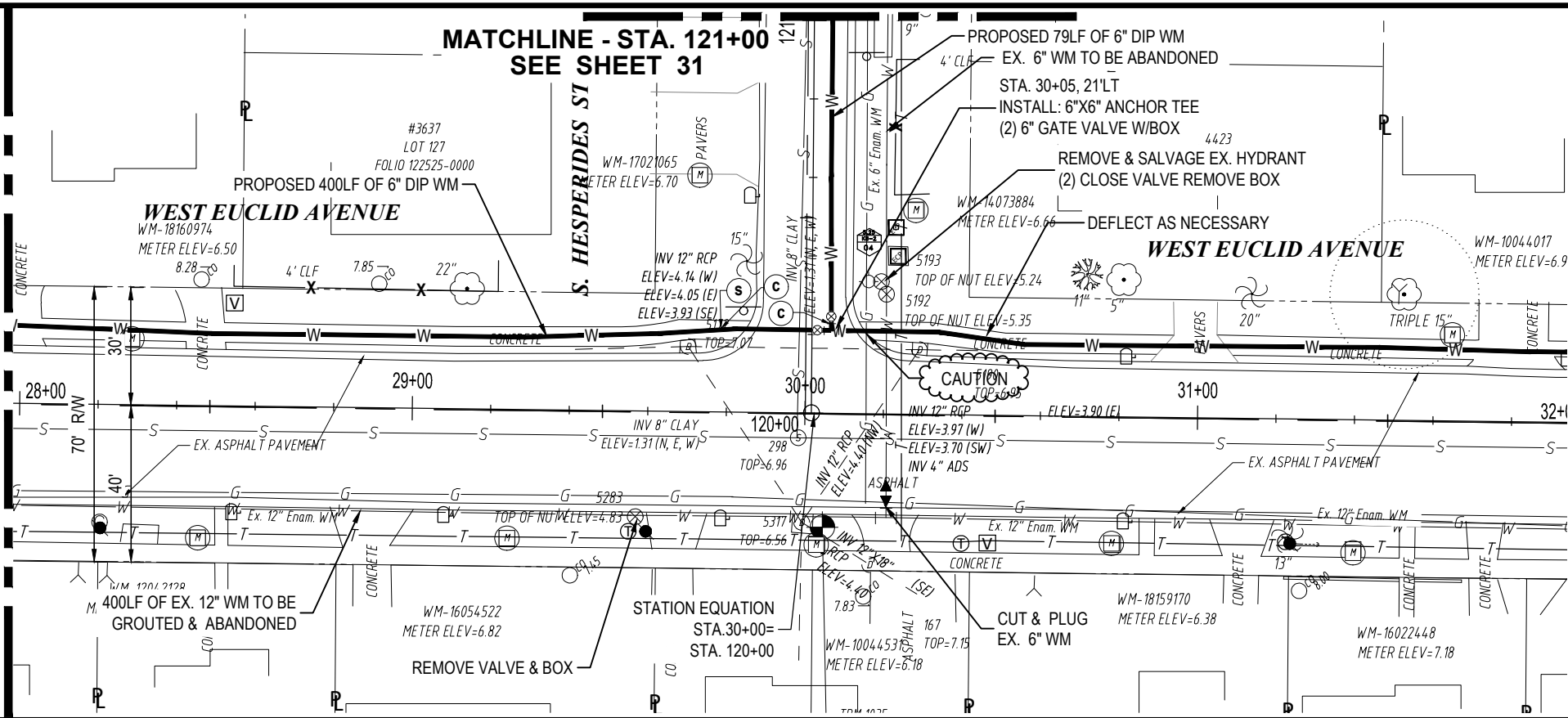
BELMAR GARDENS WATER MAIN
 REPLACEMENT
 PLAN & PROFILE
 DATE 12/07/2020



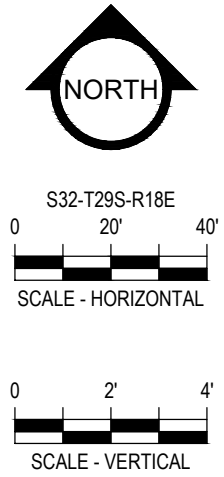
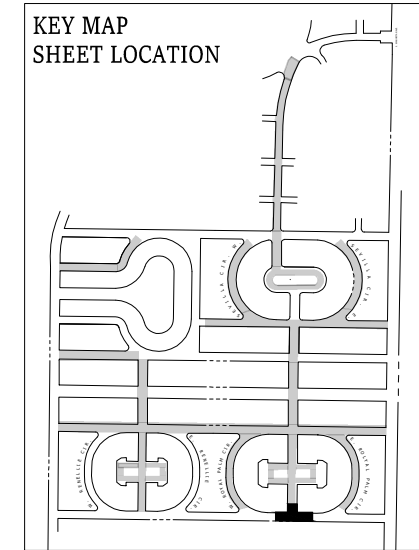
100% PLANS
 WORK ORDER NO. WTR-20-0003
 RECORD DRAWING NO. ----
 ATLAS PAGE K-8,K-9 SHEET 8 OF 67

K:\Projects\WTR\20\WTR-20-0003 - Belmar Gardens\02-Design\Drawings\01-Dwg\02-Sheets\WTR-20-0003-Euclid Ave.dwg Oct 07 2021 - 11:28am

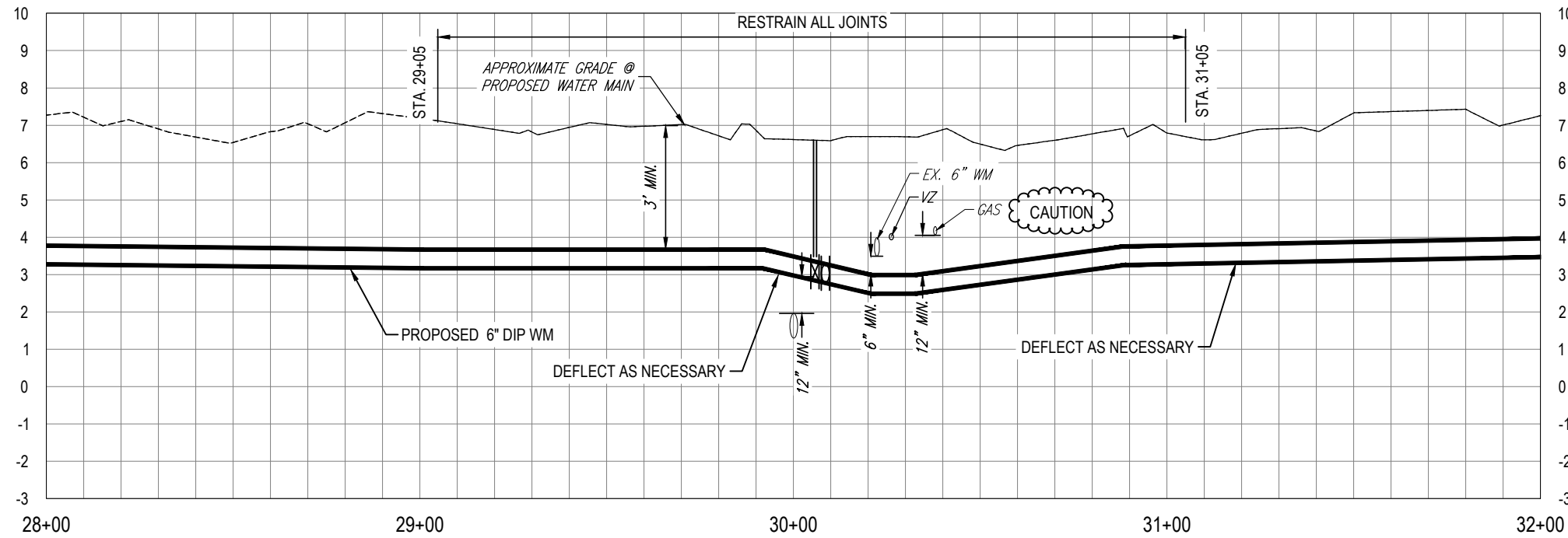
MATCHLINE - STA. 28+00
SEE SHEET 8



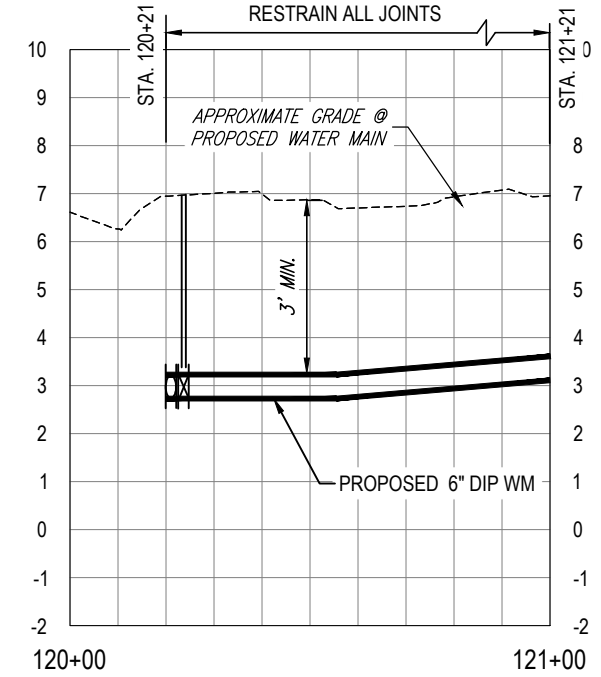
MATCHLINE - STA. 32+00
SEE SHEET 10



PROFILE VIEW OF W EUCLID AVENUE



PROFILE VIEW OF S. HESPERIDES ST.



K:\Projects\WTR\20\WTR-20-0003 - Belmar Gardens\02-Design\Drawings\01-Dwg\02-Sheets\WTR-20-0003-Euclid Ave.dwg, Oct 06, 2021, 9:39am

RORY A. JONES, P.E.
CITY OF TAMPA WATER DEPT.
306 E. JACKSON ST., 5E
TAMPA, FLA. 33602
P.E. #79453

REV NO.	DATE	DESCRIPTION	BY	DESIGNED	NPP

DATE 12/07/2020

BELMAR GARDENS WATER MAIN
REPLACEMENT

PLAN & PROFILE

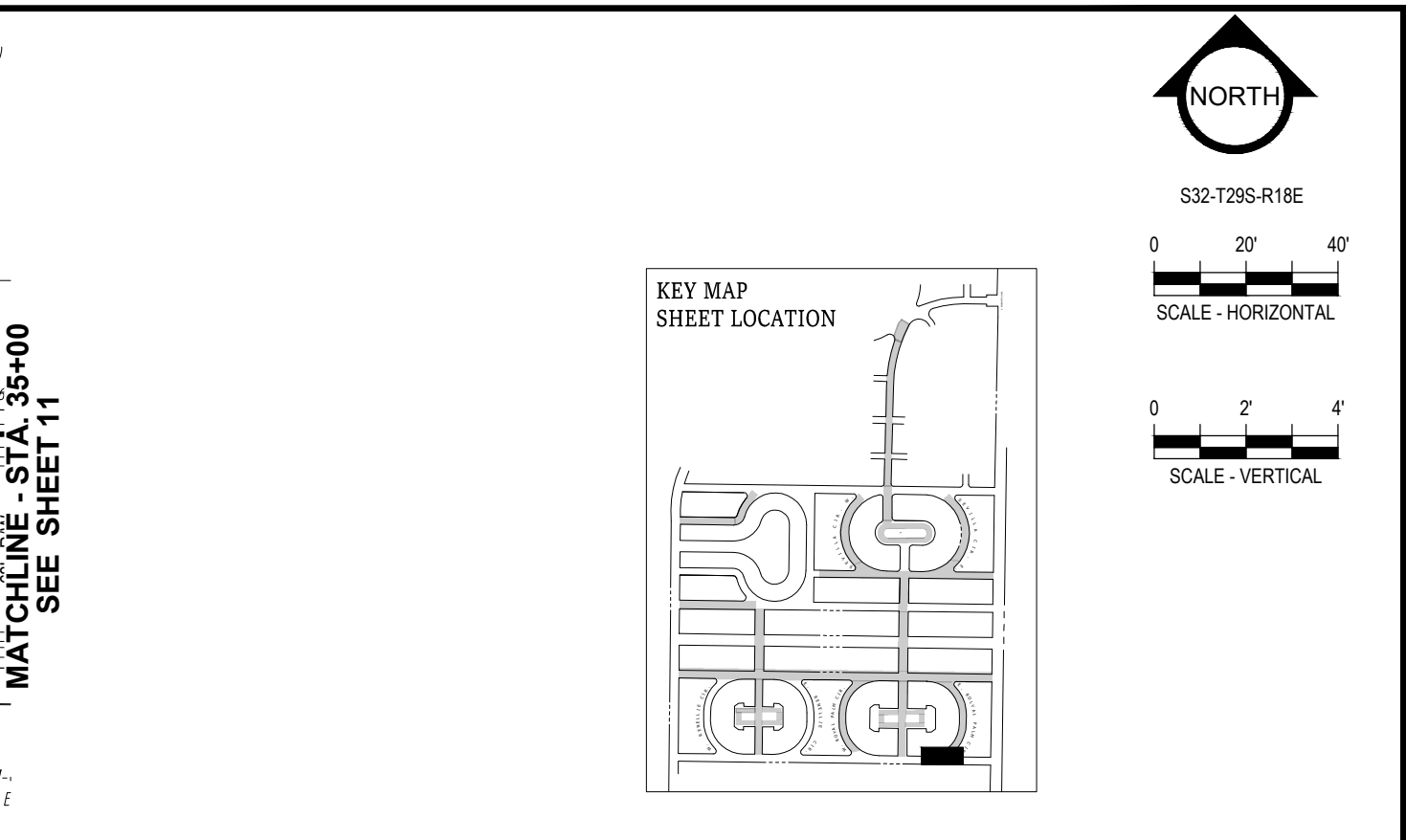
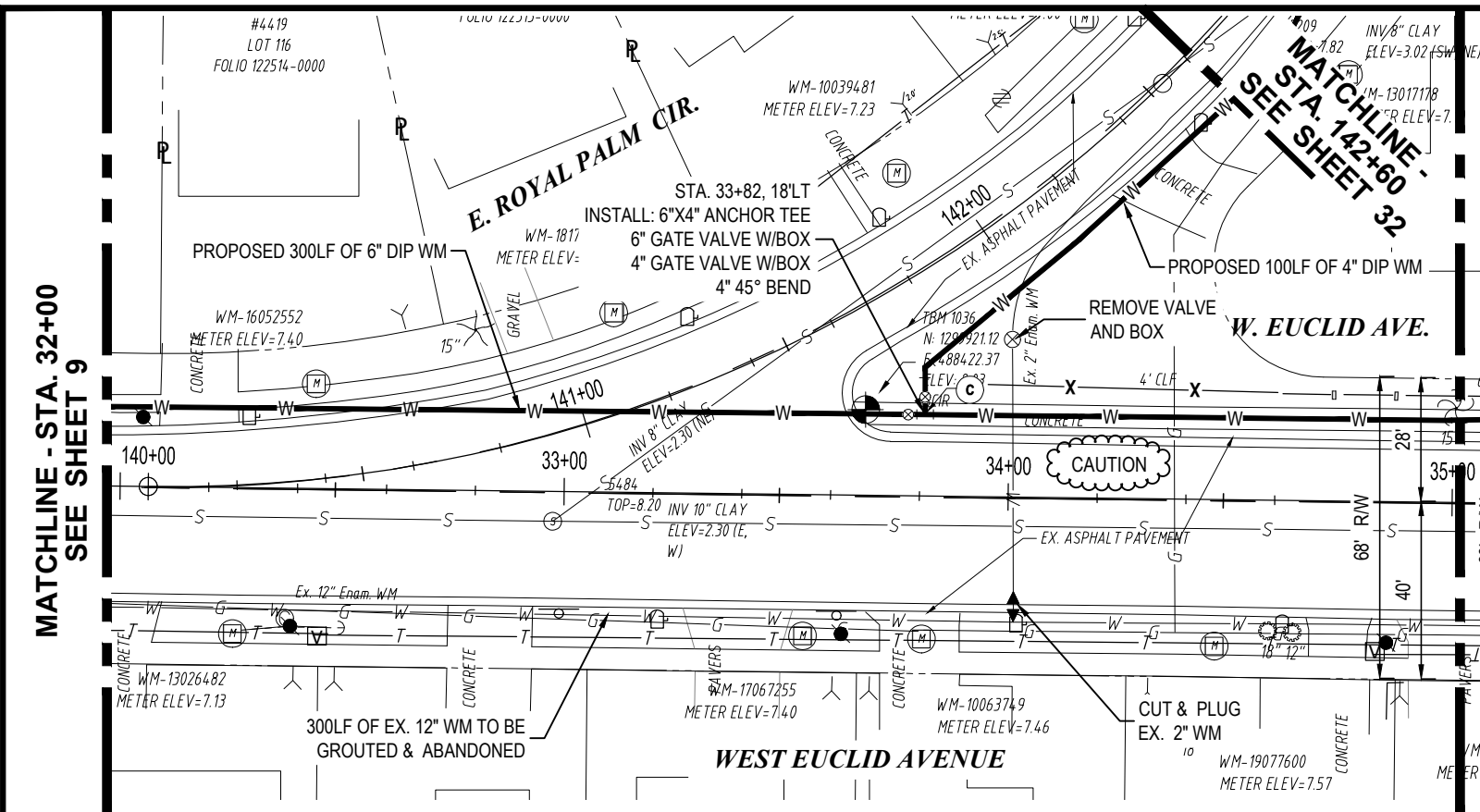


100% PLANS

WORK ORDER NO. WTR-20-0003

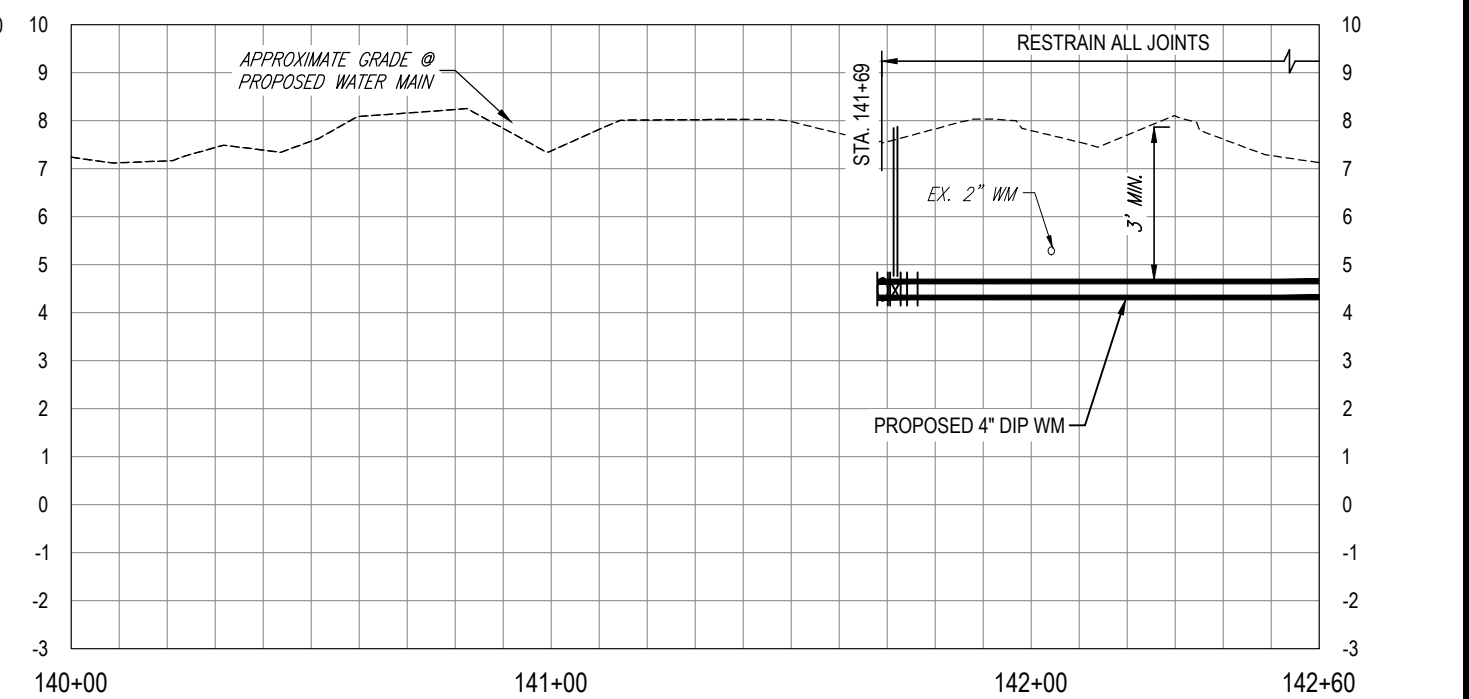
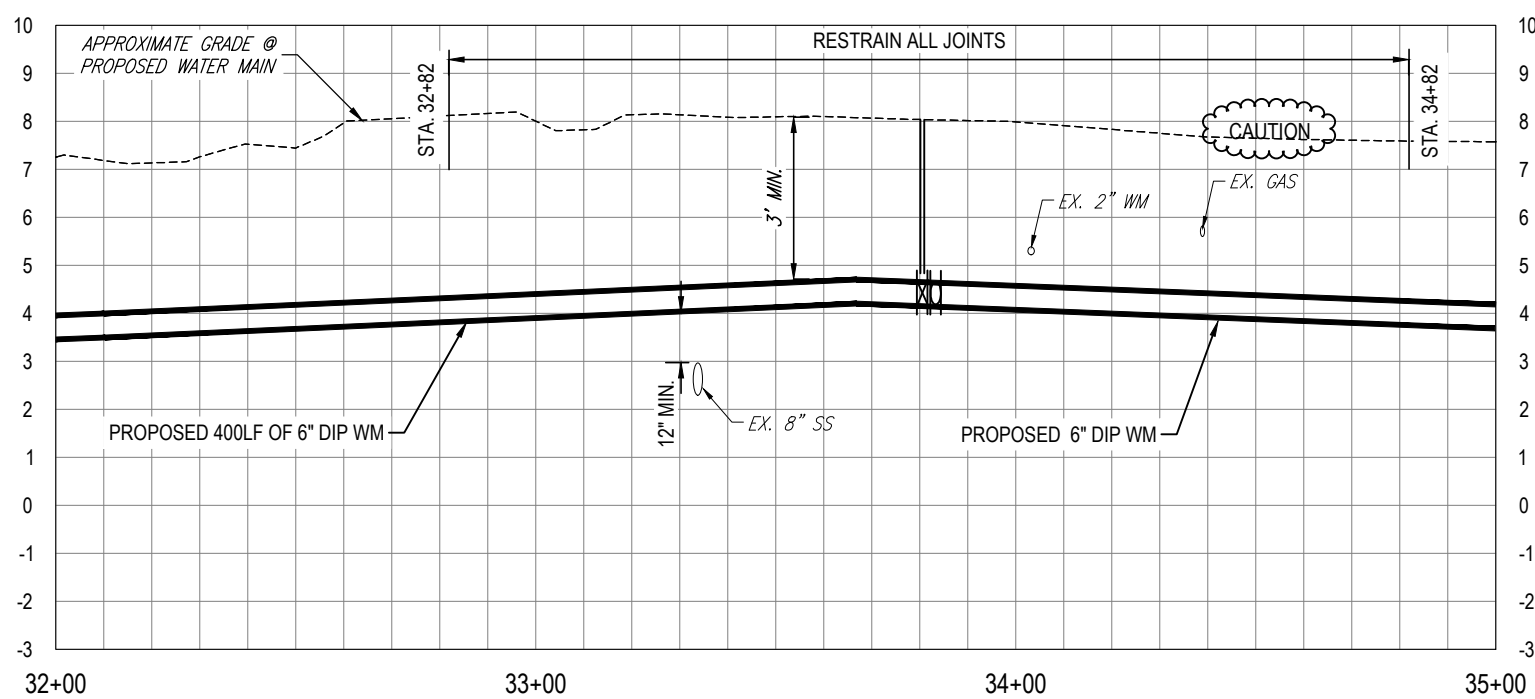
RECORD DRAWING NO. ----

ATLAS PAGE K-8,K-9 SHEET 9 OF 67



PROFILE VIEW OF W EUCLID AVENUE

PROFILE VIEW OF E ROYAL PALM CIRCLE



K:\Projects\WTR\20\WTR-20-0003 - Belmar Gardens\02-Design\Drawings\01-Dwg\02-Sheets\WTR-20-0003-Euclid Ave.dwg, Oct 06, 2021, 9:13am

RORY A. JONES, P.E.
CITY OF TAMPA WATER DEPT.
306 E. JACKSON ST., 5E
TAMPA, FLA. 33602
P.E. #79453

REV NO.	DATE	DESCRIPTION	BY	DESIGNED	NPP

BELMAR GARDENS WATER MAIN
REPLACEMENT

PLAN & PROFILE

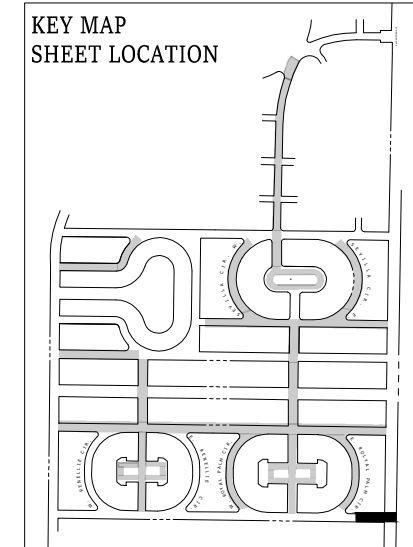
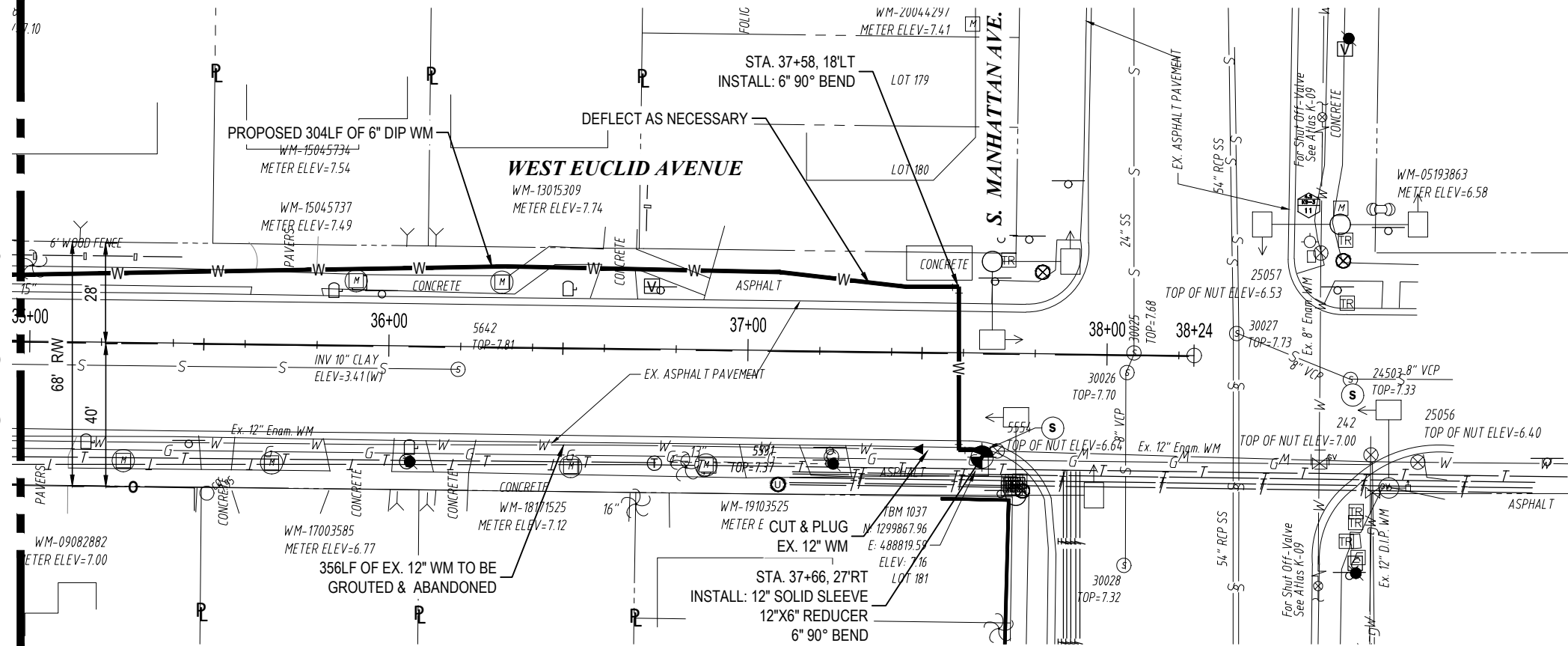
DATE 12/07/2020



100% PLANS

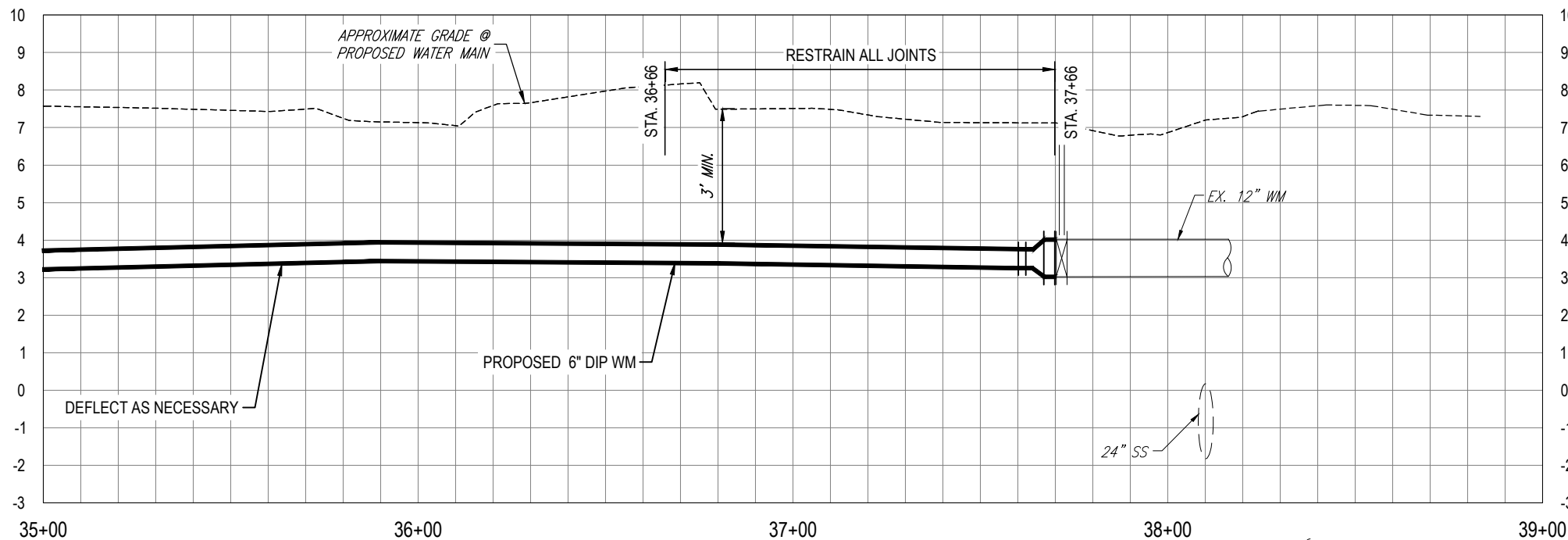
WORK ORDER NO.	WTR-20-0003
RECORD DRAWING NO.	----
ATLAS PAGE K-8,K-9	SHEET 10 OF 67

MATCHLINE - STA. 35+00
SEE SHEET 10



S32-T29S-R18E
0 20' 40'
SCALE - HORIZONTAL

0 2' 4'
SCALE - VERTICAL



RORY A. JONES, P.E.
CITY OF TAMPA WATER DEPT.
306 E. JACKSON ST., 5E
TAMPA, FLA. 33602
P.E. #79453

REV NO.	DATE	DESCRIPTION	BY	DESIGNED	NPP

DATE 12/07/2020

BELMAR GARDENS WATER MAIN
REPLACEMENT

PLAN & PROFILE



100% PLANS

WORK ORDER NO. WTR-20-0003

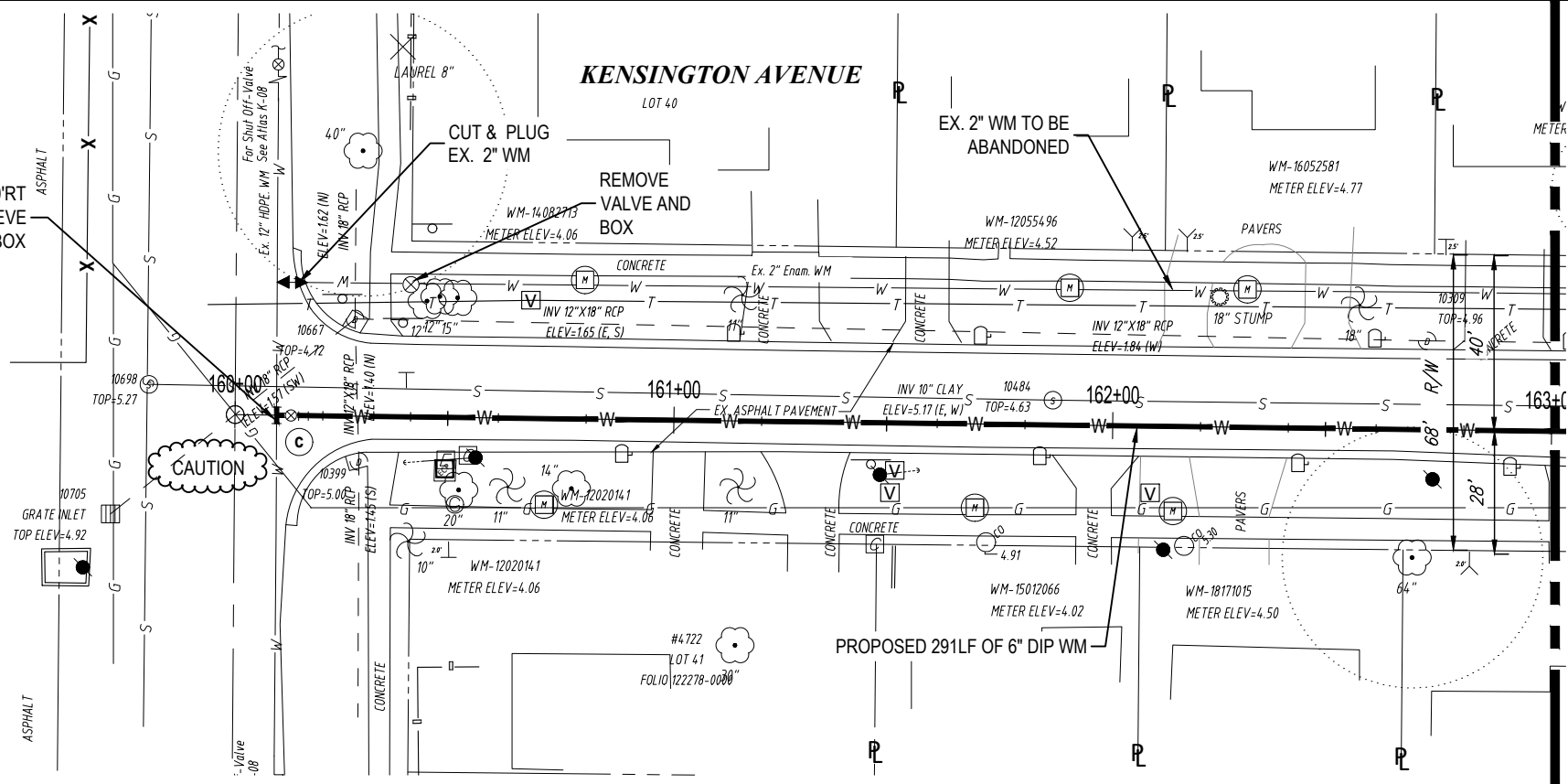
RECORD DRAWING NO. ----

ATLAS PAGE K-8,K-9 SHEET 11 OF 67

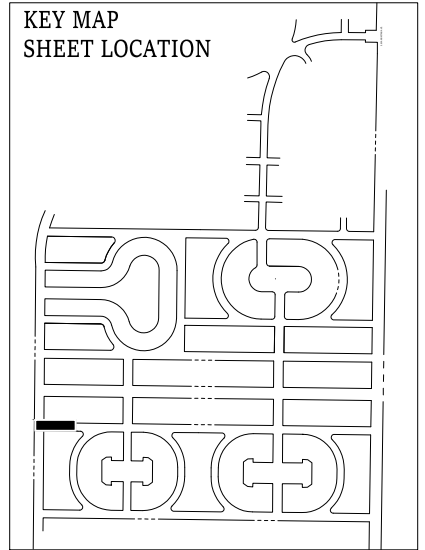
STA. 160+09, 00'RT
INSTALL: 12"x6" TAPPING SLEEVE
6" TAPPING VALVE W/BOX

SOUTH WEST SHORE BLVD.

KENSINGTON AVENUE

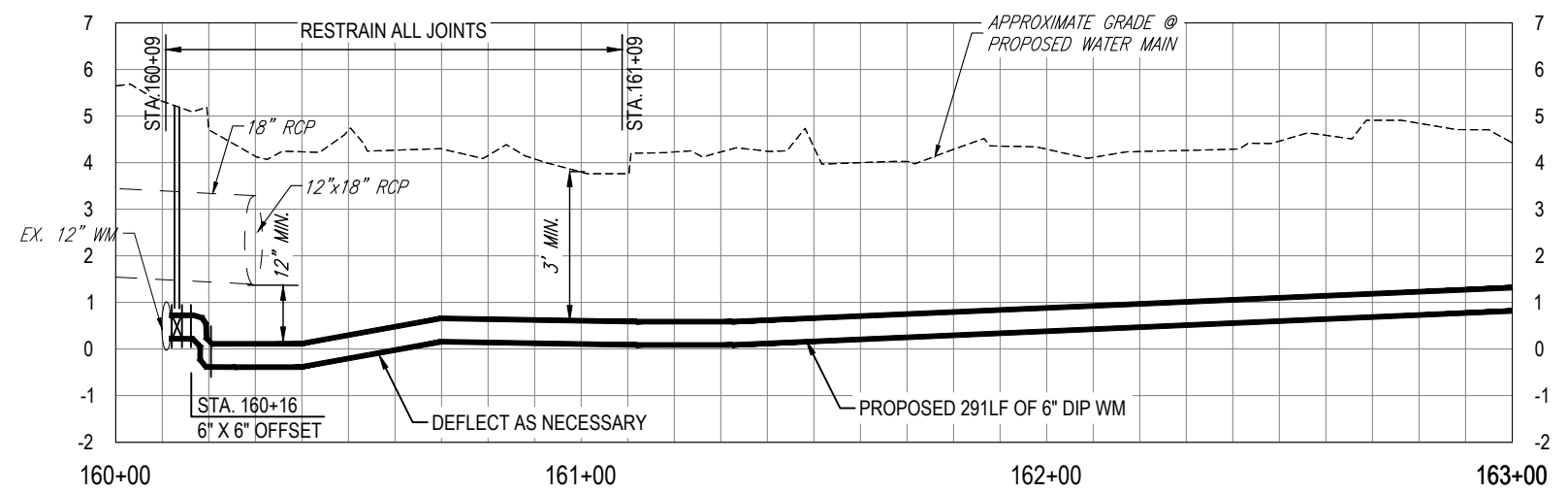


MATCHLINE - STA. 163+00
SEE SHEET 13



S32-T29S-R18E
0 20' 40'
SCALE - HORIZONTAL

0 2' 4'
SCALE - VERTICAL



K:\Projects\WTR\20\WTR-20-0003 - Belmar Gardens\02-Design\Drawings\01-Dwg\02-Sheets\WTR-20-0003-Kensington Ave.dwg, Sep. 14, 2021, 1:35pm

RORY A. JONES, P.E.
CITY OF TAMPA WATER DEPT.
306 E. JACKSON ST., 5E
TAMPA, FLA. 33602
P.E. #79453

REV. NO.	DATE	DESCRIPTION	BY	DESIGNED	NPP

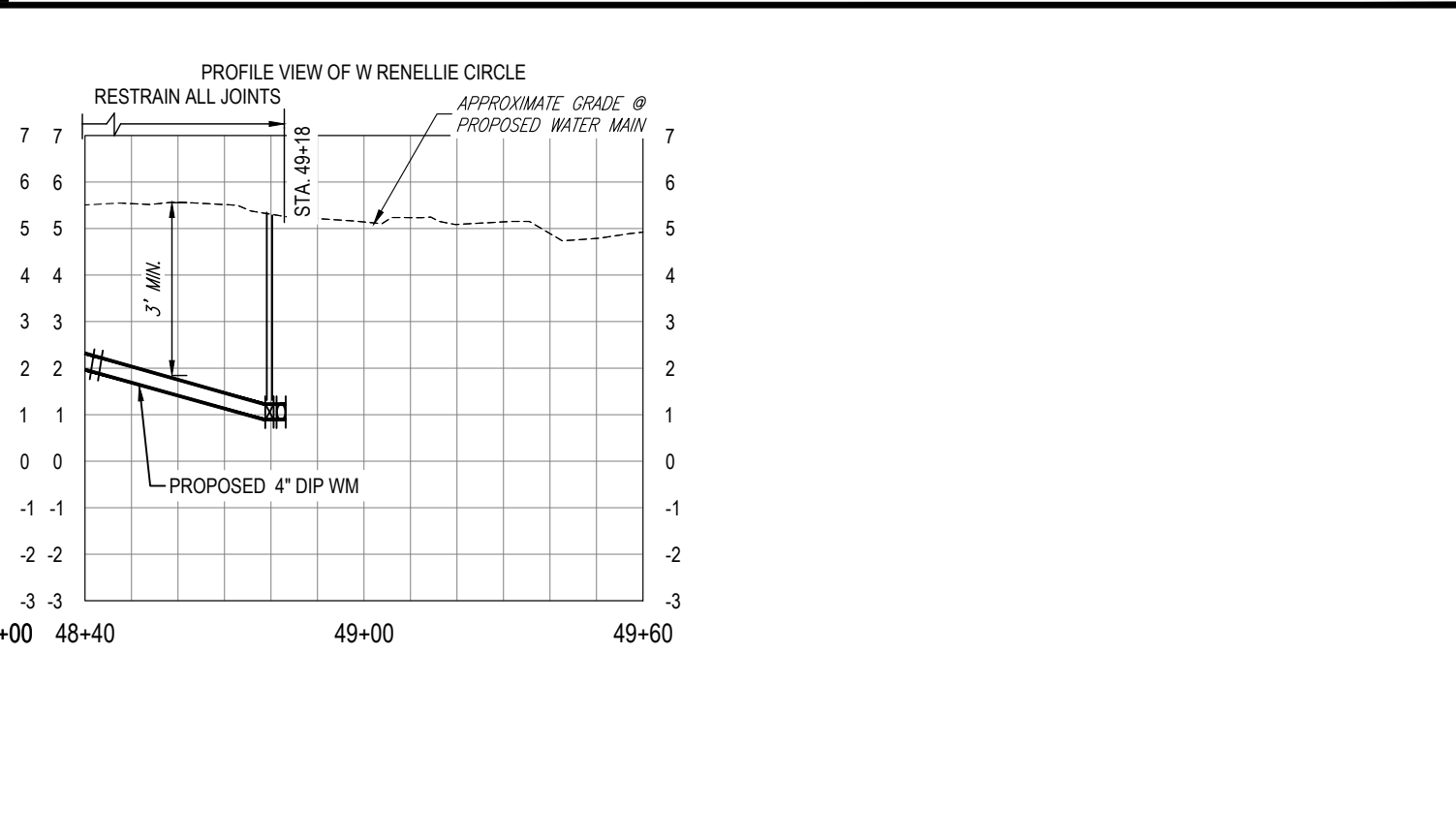
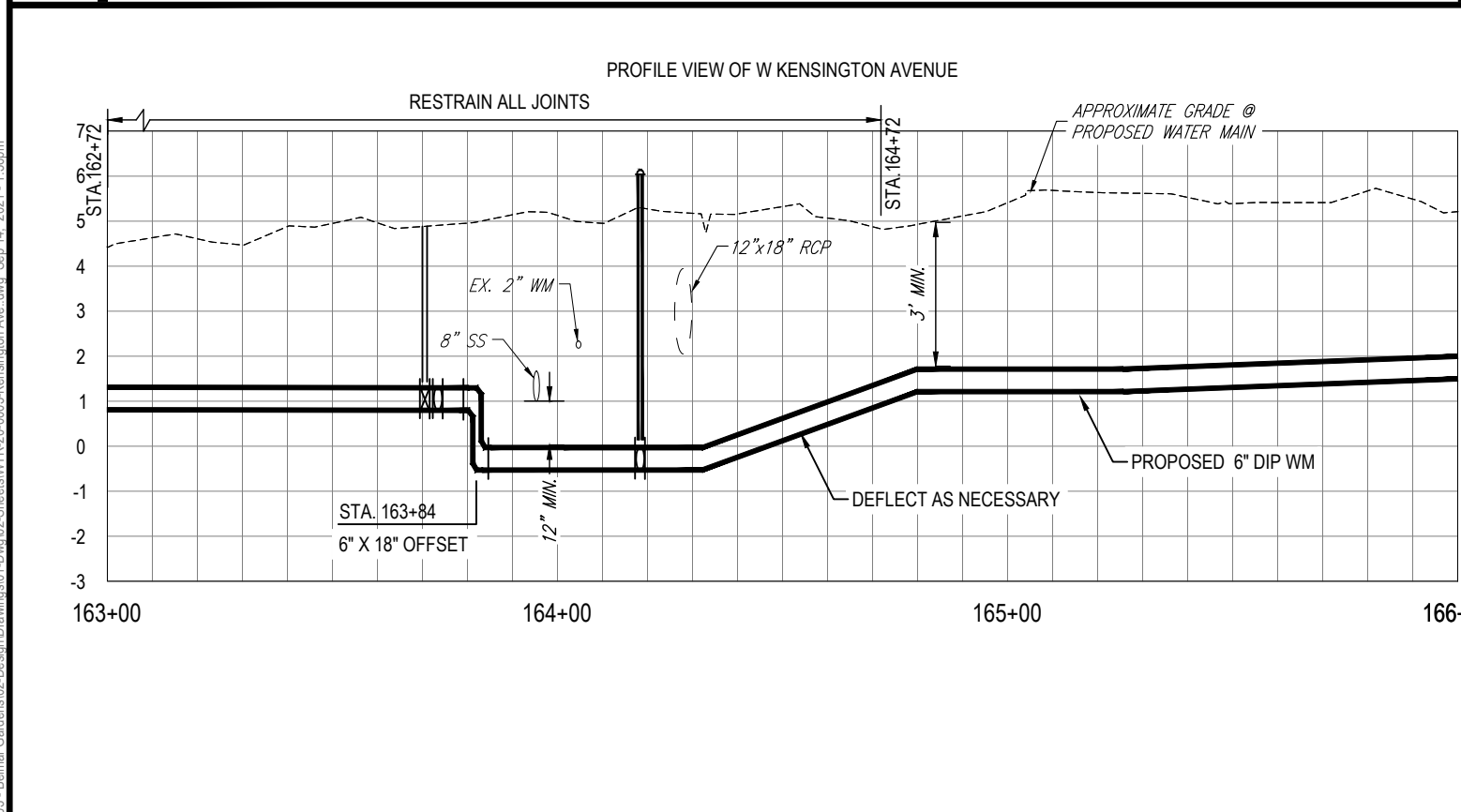
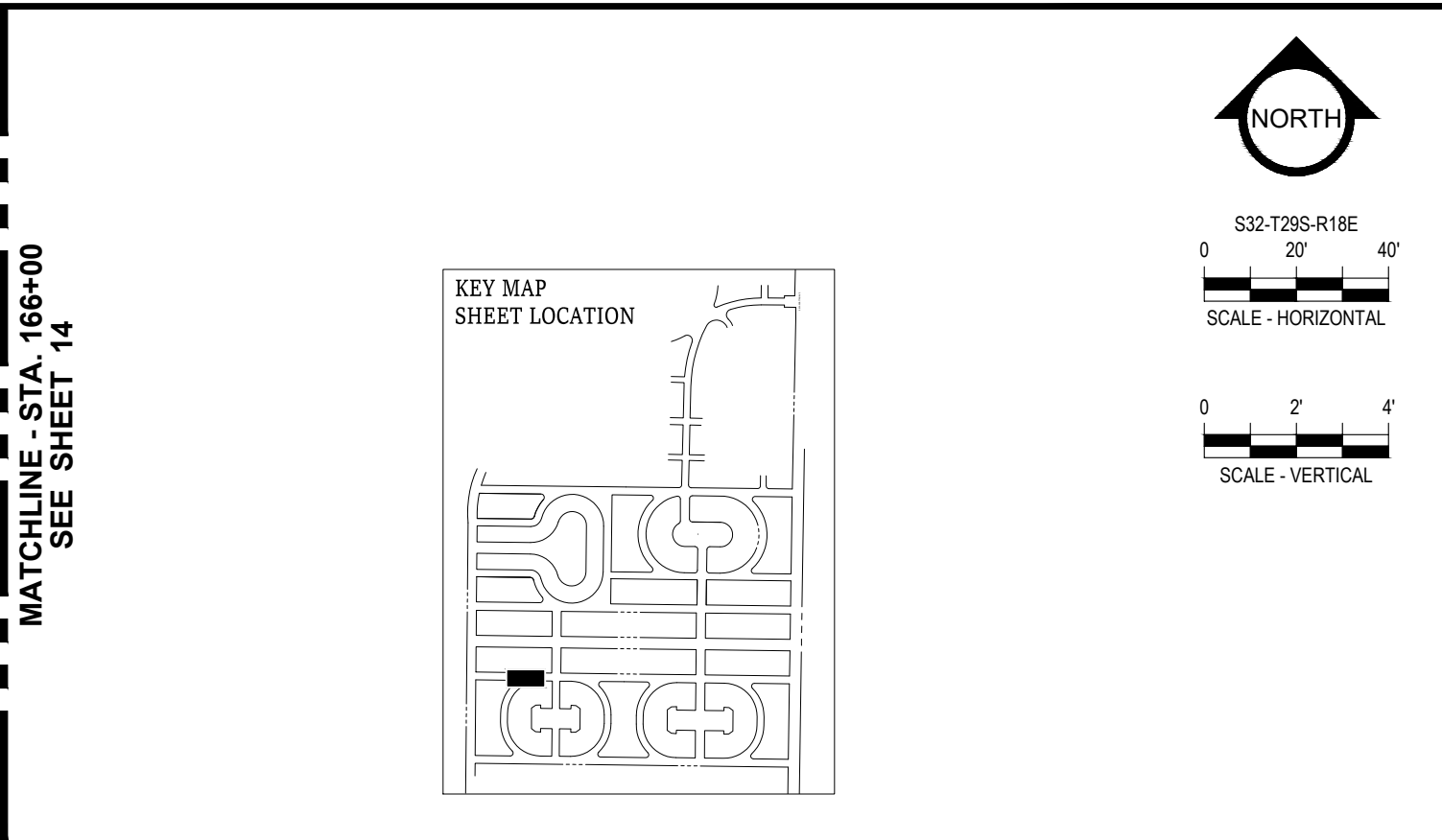
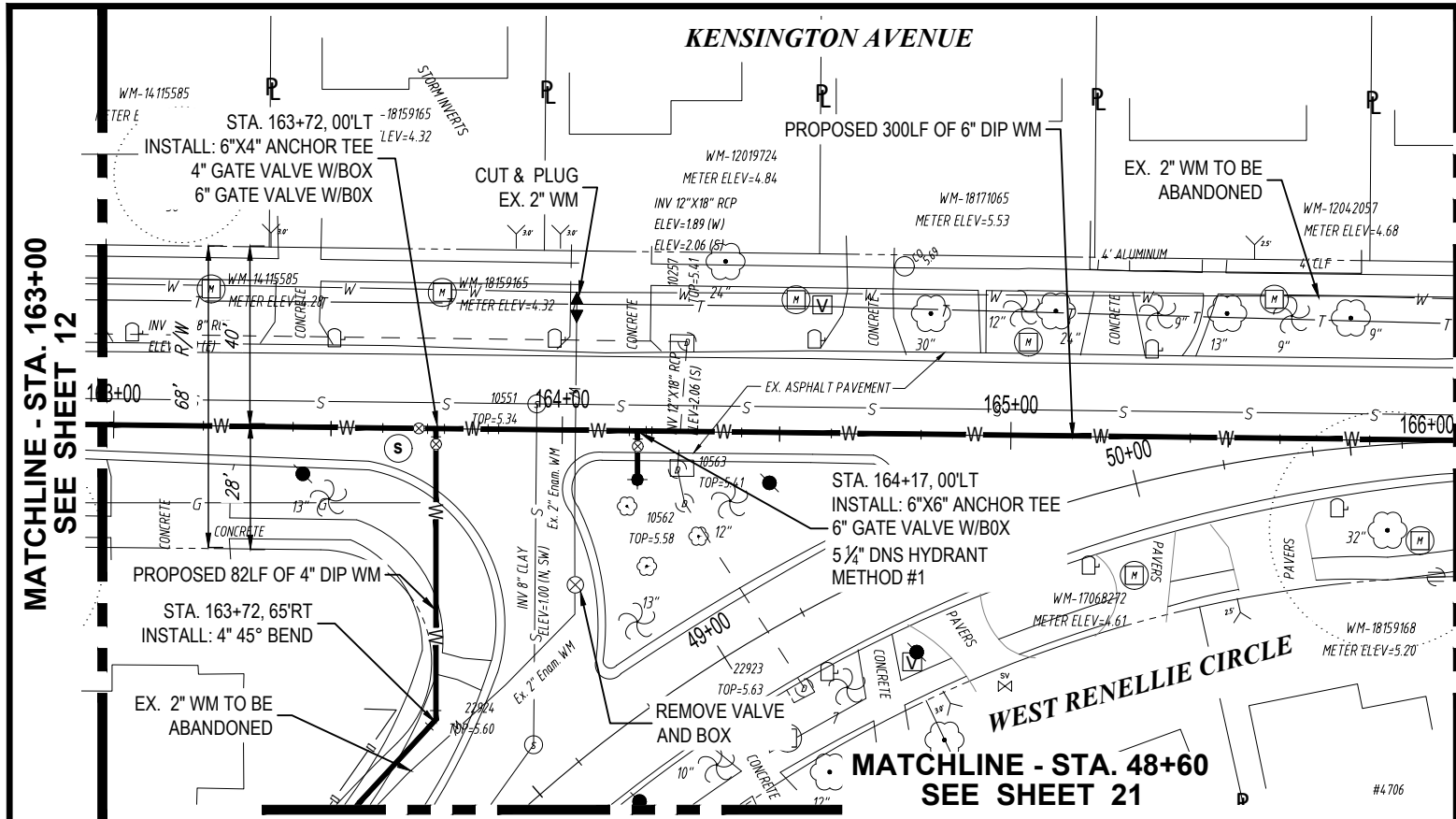
BELMAR GARDENS WATER MAIN
REPLACEMENT

PLAN & PROFILE



100% PLANS

WORK ORDER NO.	WTR-20-0003
RECORD DRAWING NO.	----
ATLAS PAGE K-8,K-9	SHEET 12 OF 67



REV NO.	DATE	DESCRIPTION	BY	DESIGNED	NPP

RORY A. JONES, P.E.
 CITY OF TAMPA WATER DEPT.
 306 E. JACKSON ST., 5E
 TAMPA, FLA. 33602
 P.E. #79453

DESIGNED NPP
DRAWN JDM
CHECKED RAJ
DATE 12/07/2020

BELMAR GARDENS WATER MAIN REPLACEMENT

PLAN & PROFILE

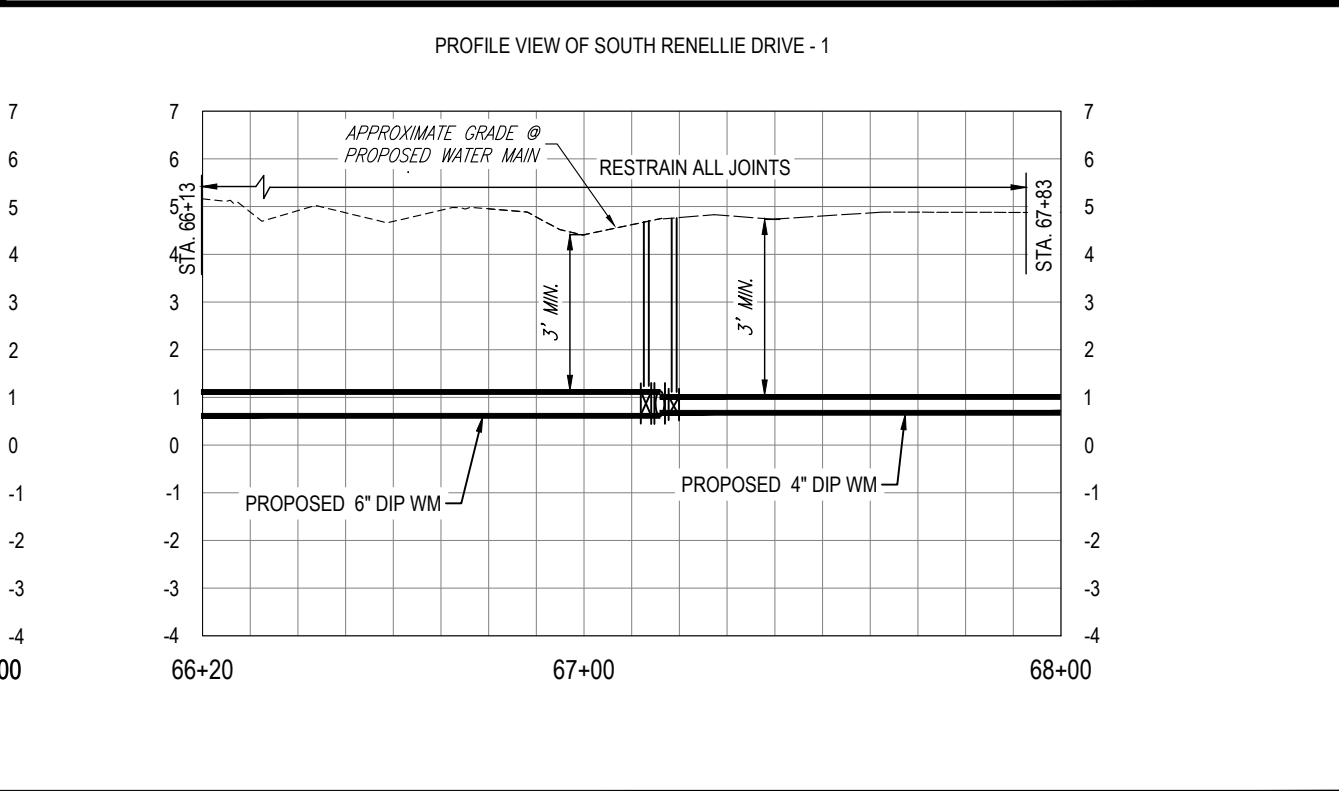
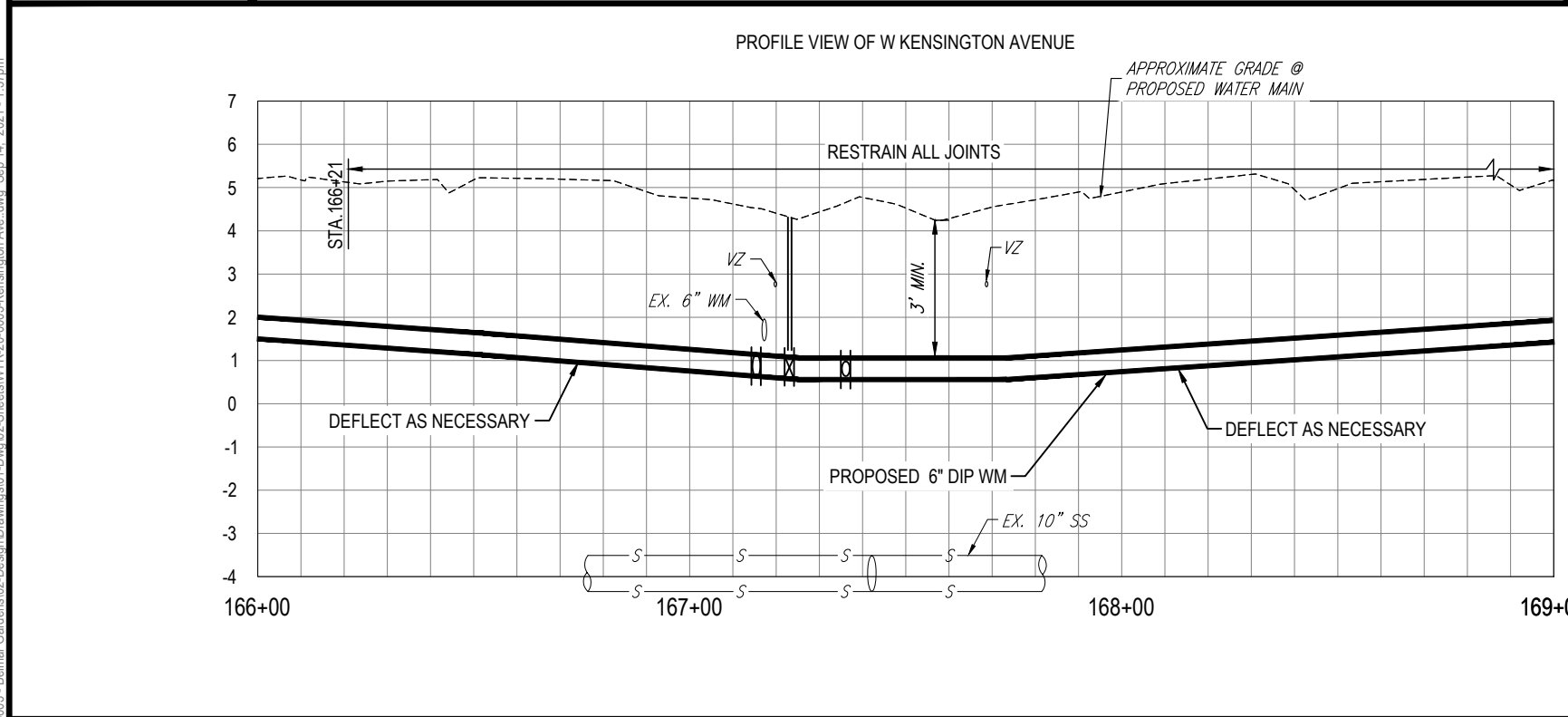
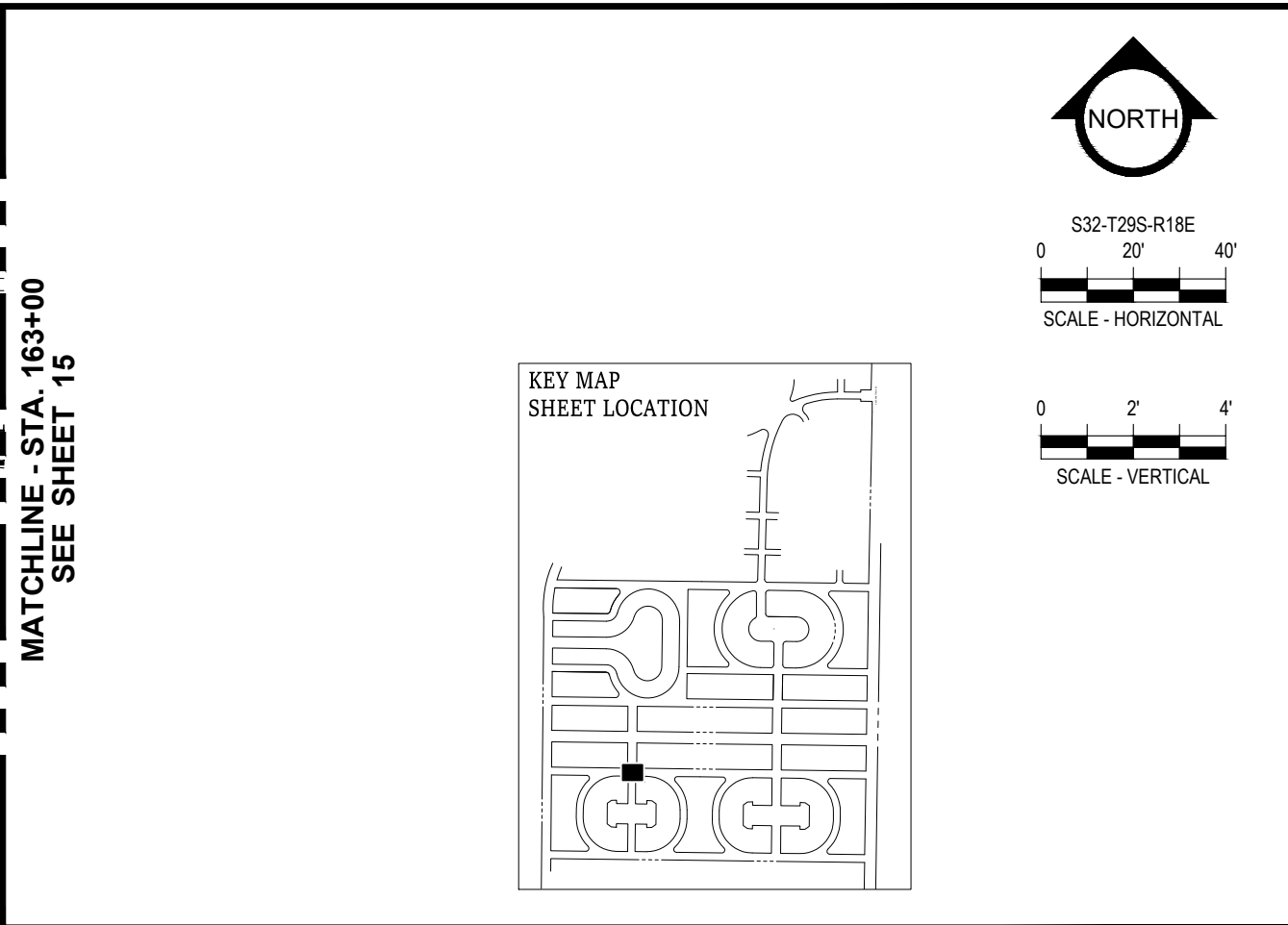
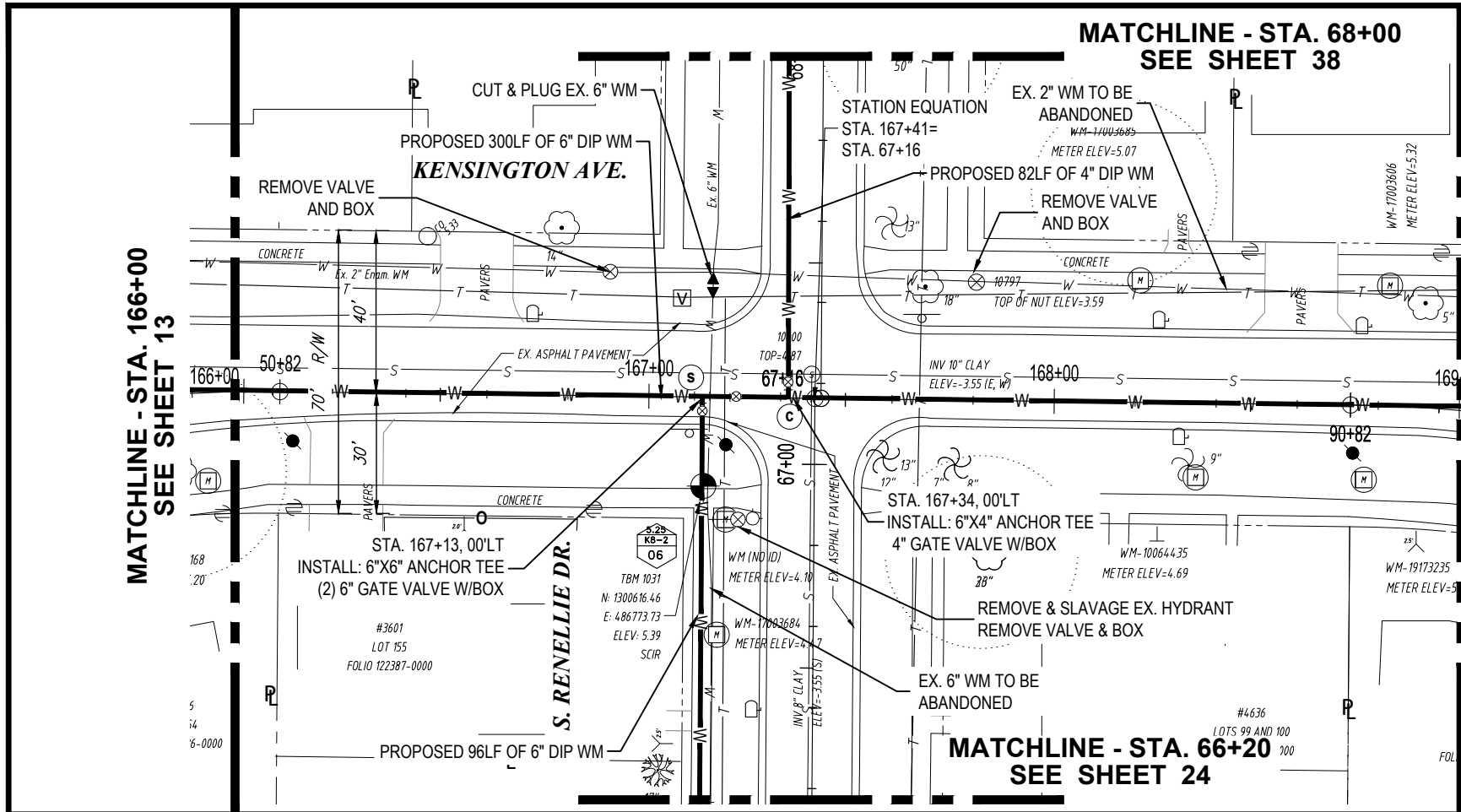
100% PLANS

WORK ORDER NO. WTR-20-0003

RECORD DRAWING NO. ----

ATLAS PAGE K-8,K-9 SHEET 13 OF 67

K:\Projects\WTR\20\WTR-20-0003 - Belmar Gardens\02-Design\Drawings\01-Dwg\02-Sheets\WTR-20-0003-Kensington Ave.dwg, Sep 14, 2021, 1:36pm



RORY A. JONES, P.E.
 CITY OF TAMPA WATER DEPT.
 306 E. JACKSON ST., 5E
 TAMPA, FLA. 33602
 P.E. #79453

REV. NO.	DATE	DESCRIPTION	BY

DESIGNED NPP
 DRAWN JDM
 CHECKED RAJ
 DATE 12/07/2020

BELMAR GARDENS WATER MAIN REPLACEMENT

PLAN & PROFILE



100% PLANS

WORK ORDER NO. WTR-20-0003

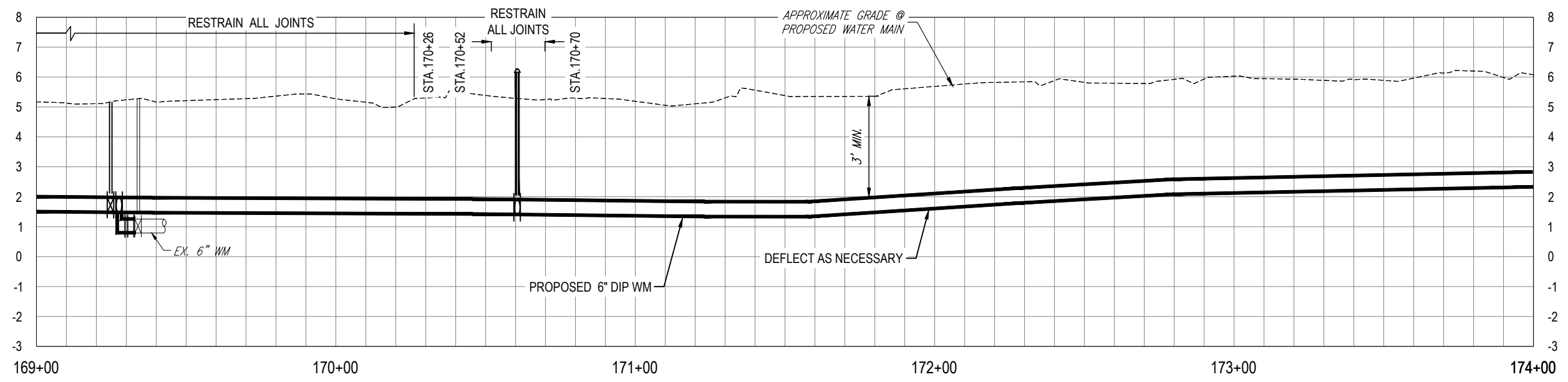
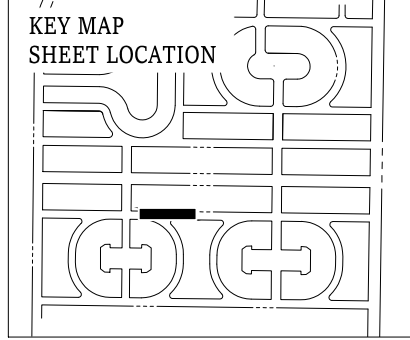
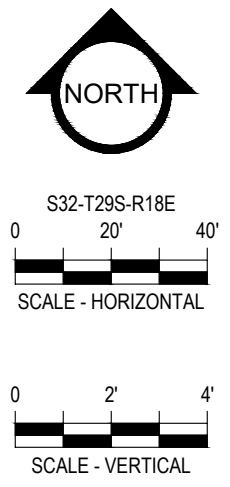
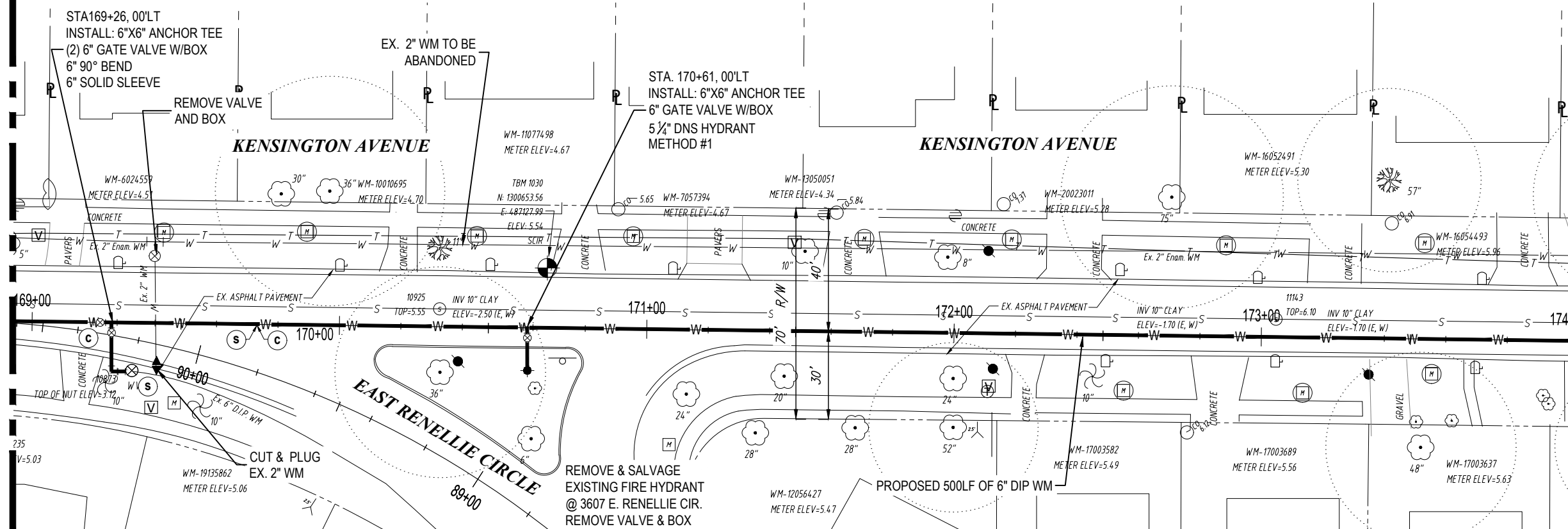
RECORD DRAWING NO. ----

ATLAS PAGE K-8,K-9 SHEET 14 OF 67

K:\Projects\WTR\20\WTR-20-0003 - Belmar Gardens\02-Design\Drawings\01-Dwg\02-Sheets\WTR-20-0003-Kensington Ave.dwg, Sep 14, 2021, 1:37pm

MATCHLINE - STA. 169+00
SEE SHEET 14

MATCHLINE - STA. 174+00
SEE SHEET 16



K:\Projects\WTR\20\WTR-20-0003 - Belmar Gardens\02-Design\Drawings\01-Dwg\02-Sheets\WTR-20-0003-Kensington Ave.dwg, Sep. 14, 2021, 1:38pm

RORY A. JONES, P.E.
CITY OF TAMPA WATER DEPT.
306 E. JACKSON ST., 5E
TAMPA, FLA. 33602
P.E. #79453

REV NO.	DATE	DESCRIPTION	BY	DESIGNED	NPP

DESIGNED NPP
DRAWN JDM
CHECKED RAJ
DATE 12/07/2020

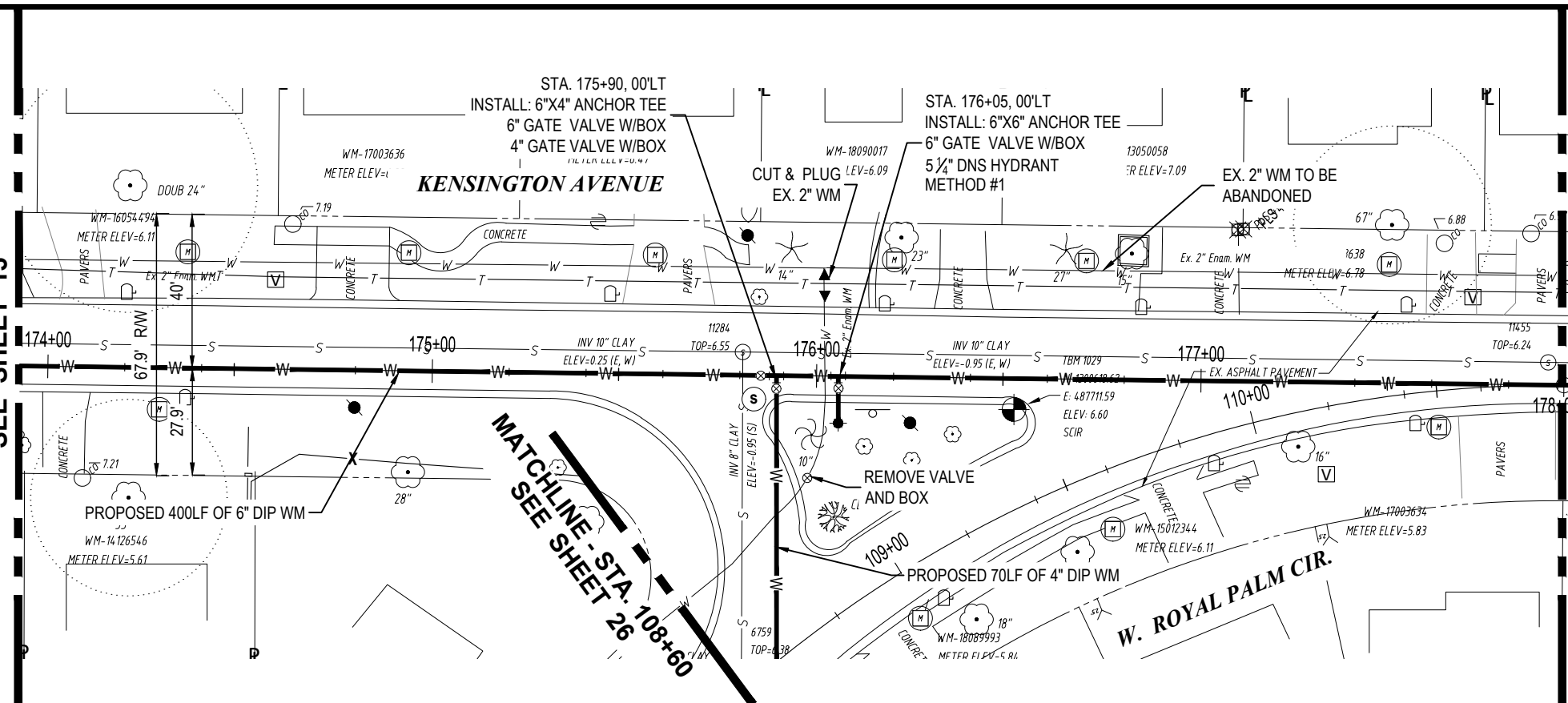
BELMAR GARDENS WATER MAIN
REPLACEMENT

PLAN & PROFILE

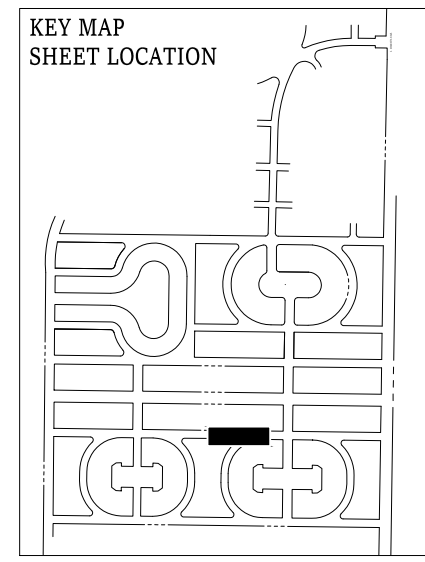
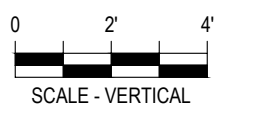


100% PLANS	
WORK ORDER NO.	WTR-20-0003
RECORD DRAWING NO.	----
ATLAS PAGE K-8,K-9	SHEET 15 OF 67

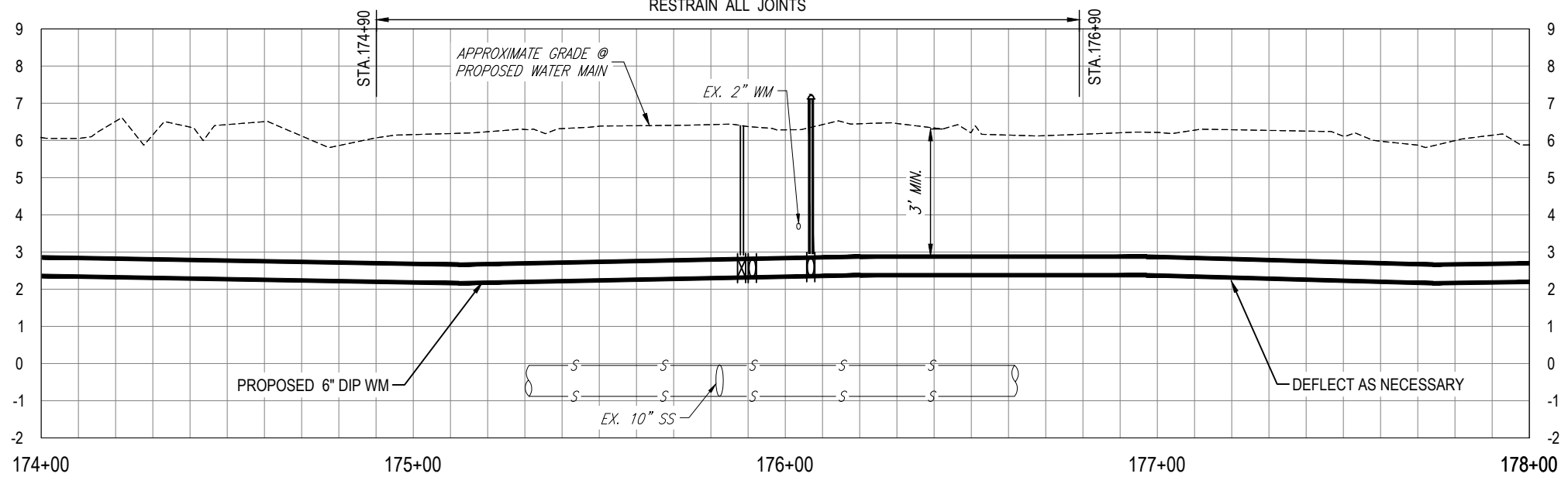
MATCHLINE - STA. 174+00
SEE SHEET 15



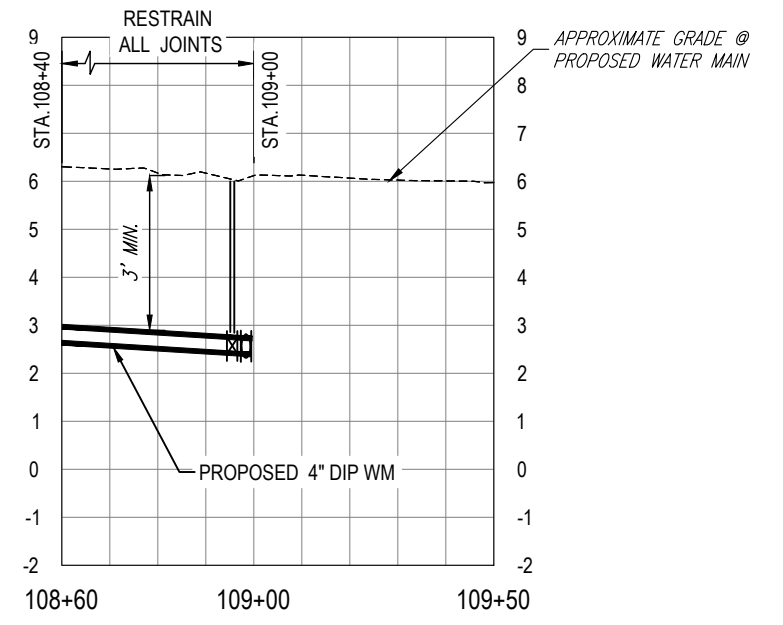
MATCHLINE - STA. 178+00
SEE SHEET 17



PROFILE VIEW OF W KENSINGTON AVENUE
RESTRAIN ALL JOINTS



PROFILE VIEW OF W ROYAL PALM CIRCLE



K:\Projects\WTR\20\WTR-20-0003 - Belmar Gardens\02-Design\Drawings\01-Dwg\02-Sheets\WTR-20-0003-Kensington Ave.dwg, Sep 14, 2021, 1:38pm

RORY A. JONES, P.E.
CITY OF TAMPA WATER DEPT.
306 E. JACKSON ST., 5E
TAMPA, FLA. 33602
P.E. #79453

REV. NO.	DATE	DESCRIPTION	BY	DESIGNED	NPP

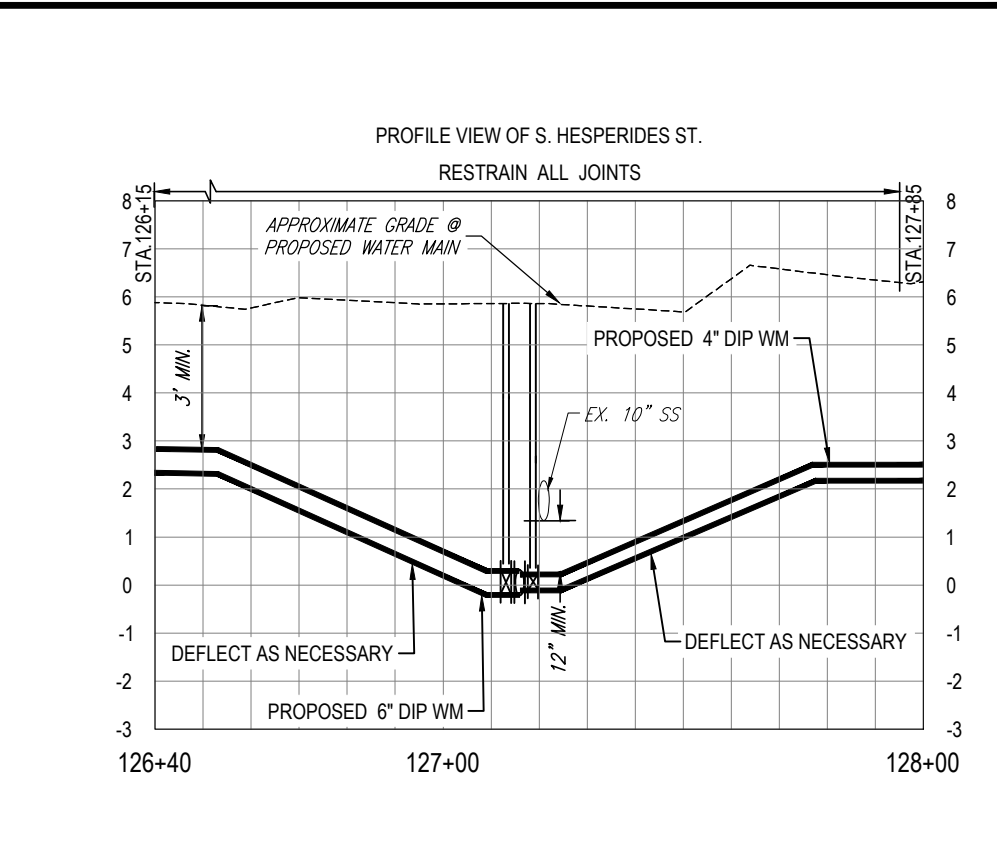
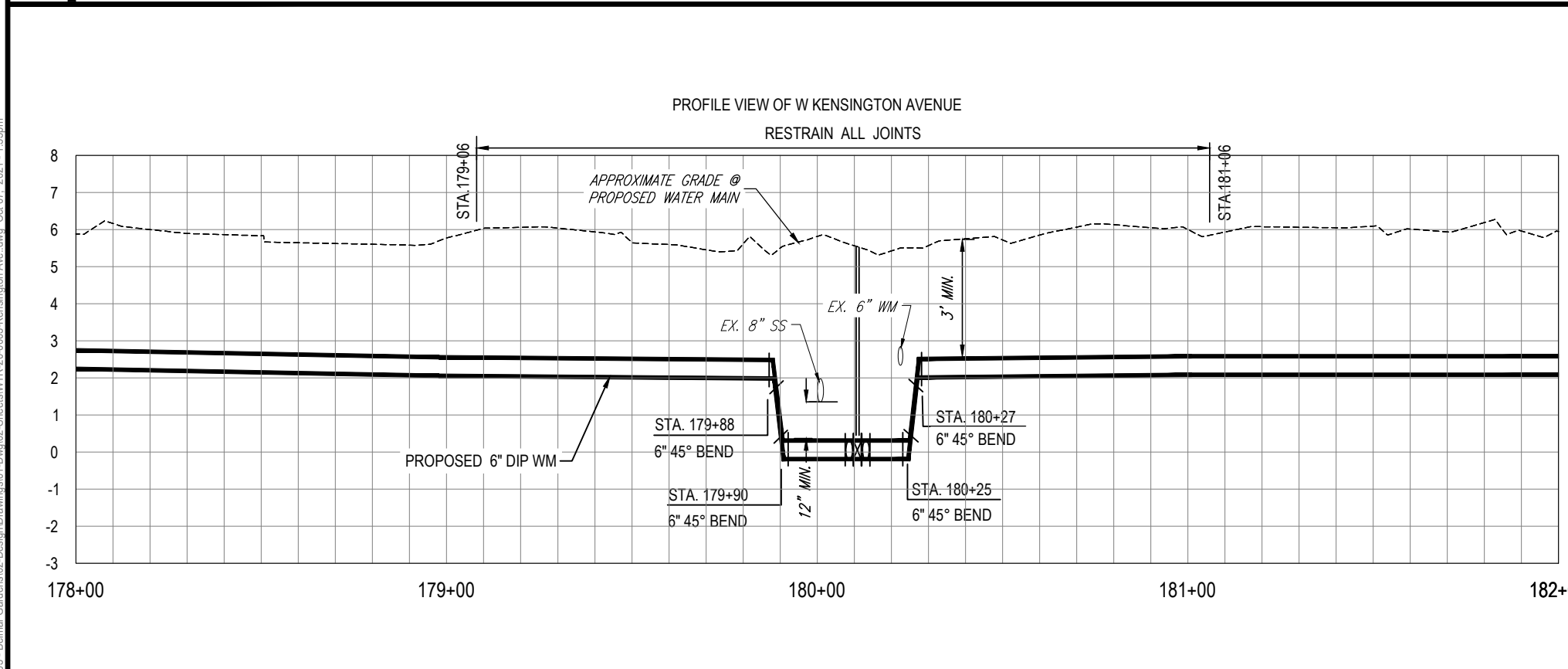
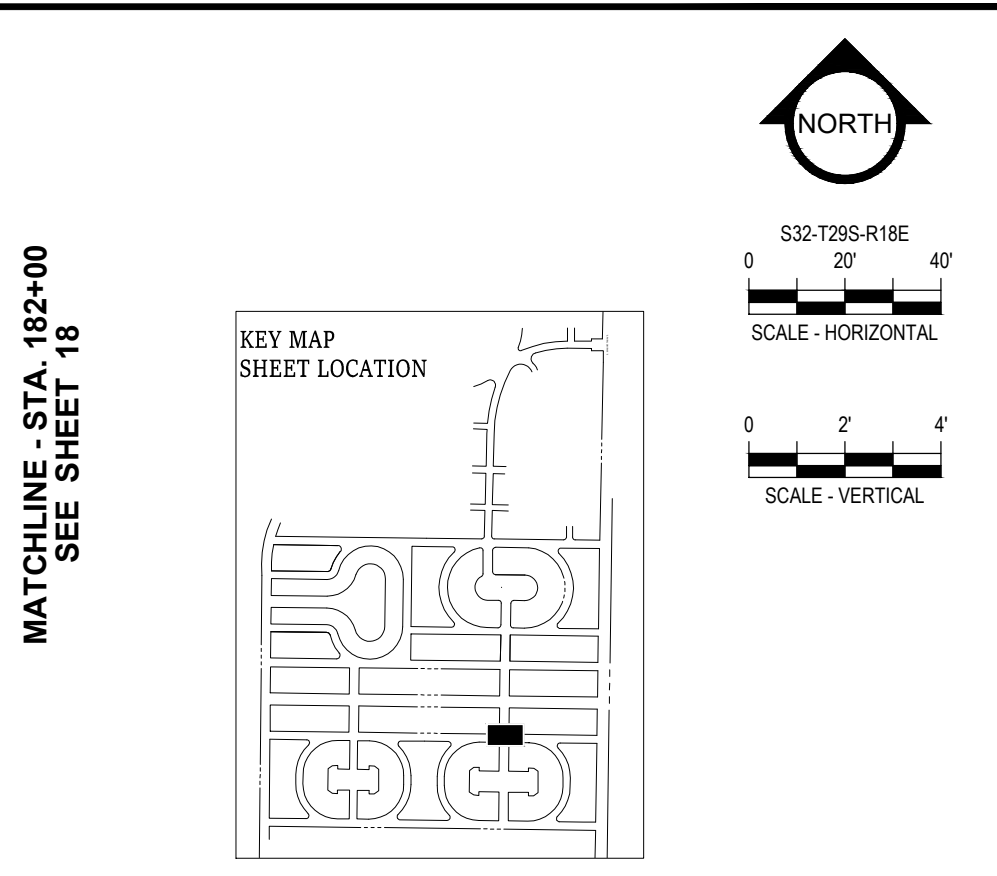
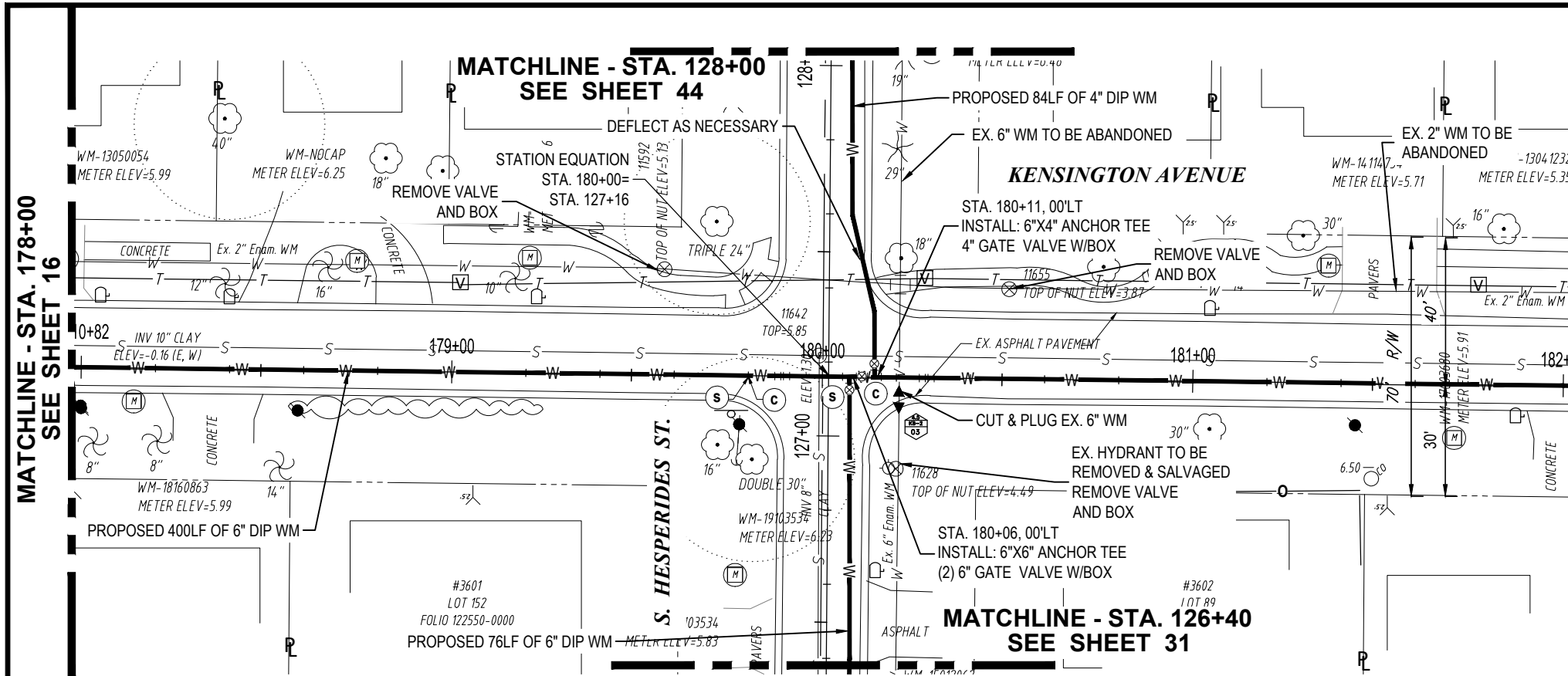
BELMAR GARDENS WATER MAIN
REPLACEMENT

PLAN & PROFILE



100% PLANS

WORK ORDER NO.	WTR-20-0003
RECORD DRAWING NO.	----
ATLAS PAGE K-8,K-9	SHEET 16 OF 67



K:\Projects\WTR\20\WTR-20-0003 - Belmar Gardens\02-Design\Drawings\01-Dwg\02-Sheets\WTR-20-0003-Kensington Ave.dwg, Oct 07, 2021, 1:55pm

RORY A. JONES, P.E.
CITY OF TAMPA WATER DEPT.
306 E. JACKSON ST., 5E
TAMPA, FLA. 33602
P.E. #79453

REV. NO.	DATE	DESCRIPTION	BY	DESIGNED	NPP

BELMAR GARDENS WATER MAIN
REPLACEMENT

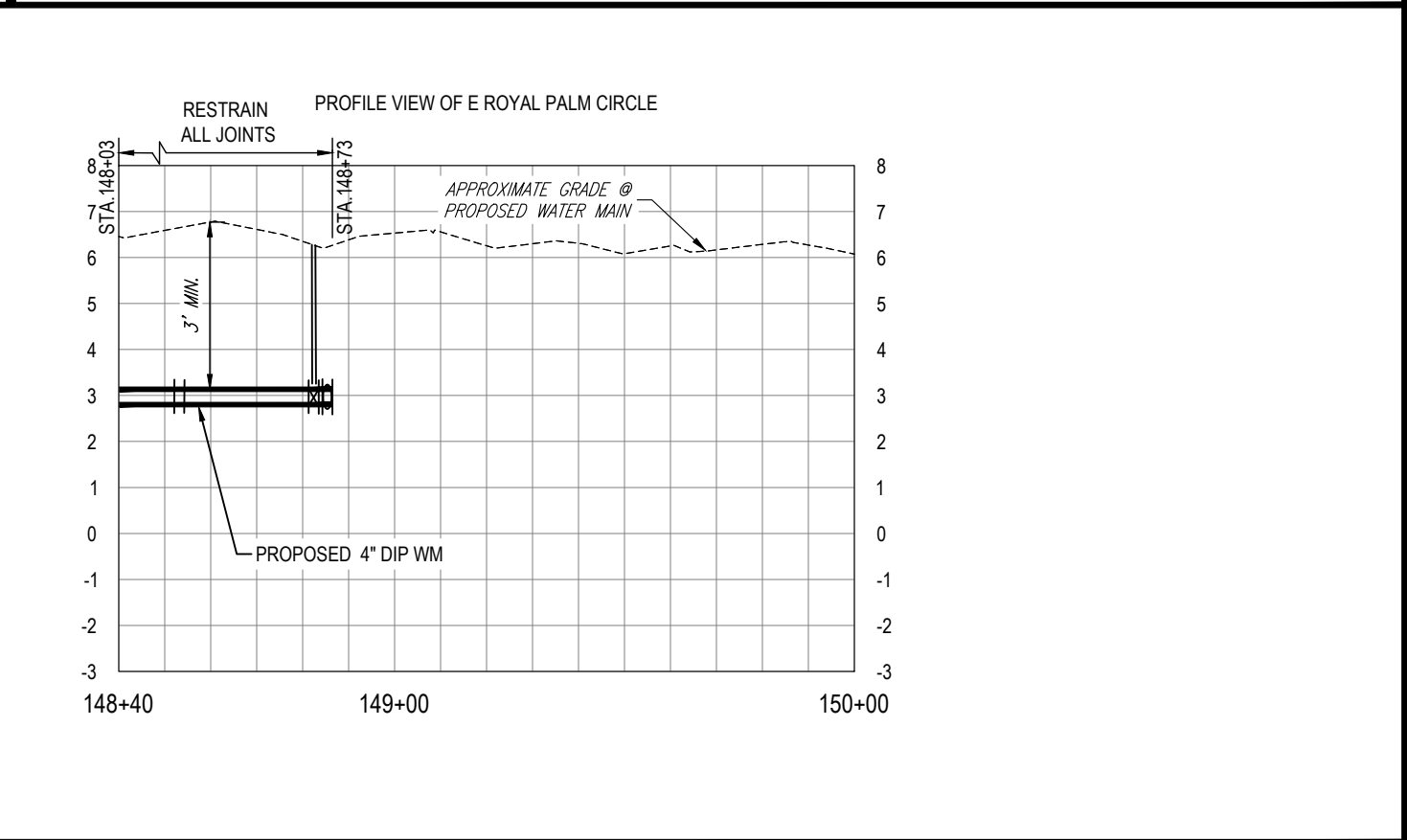
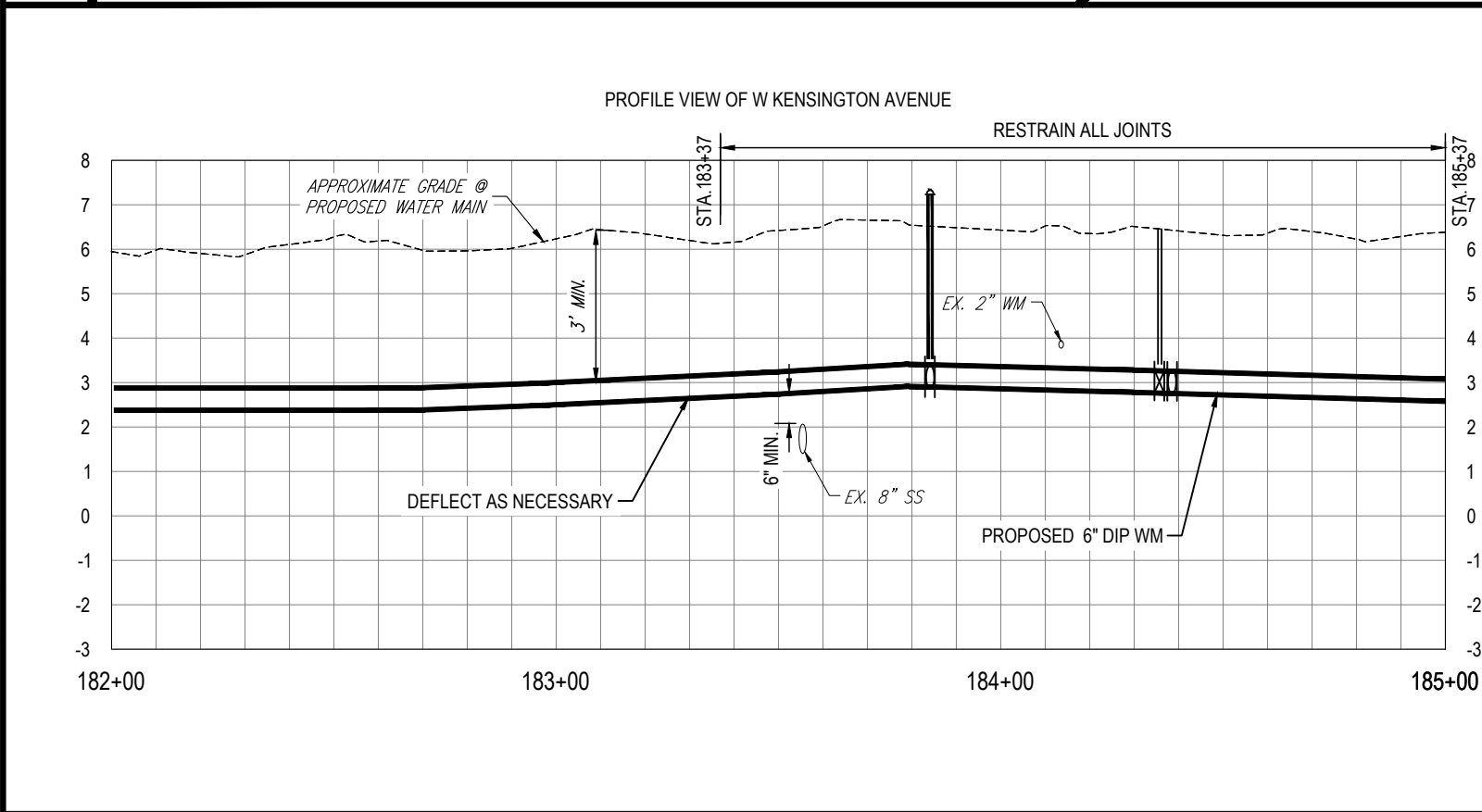
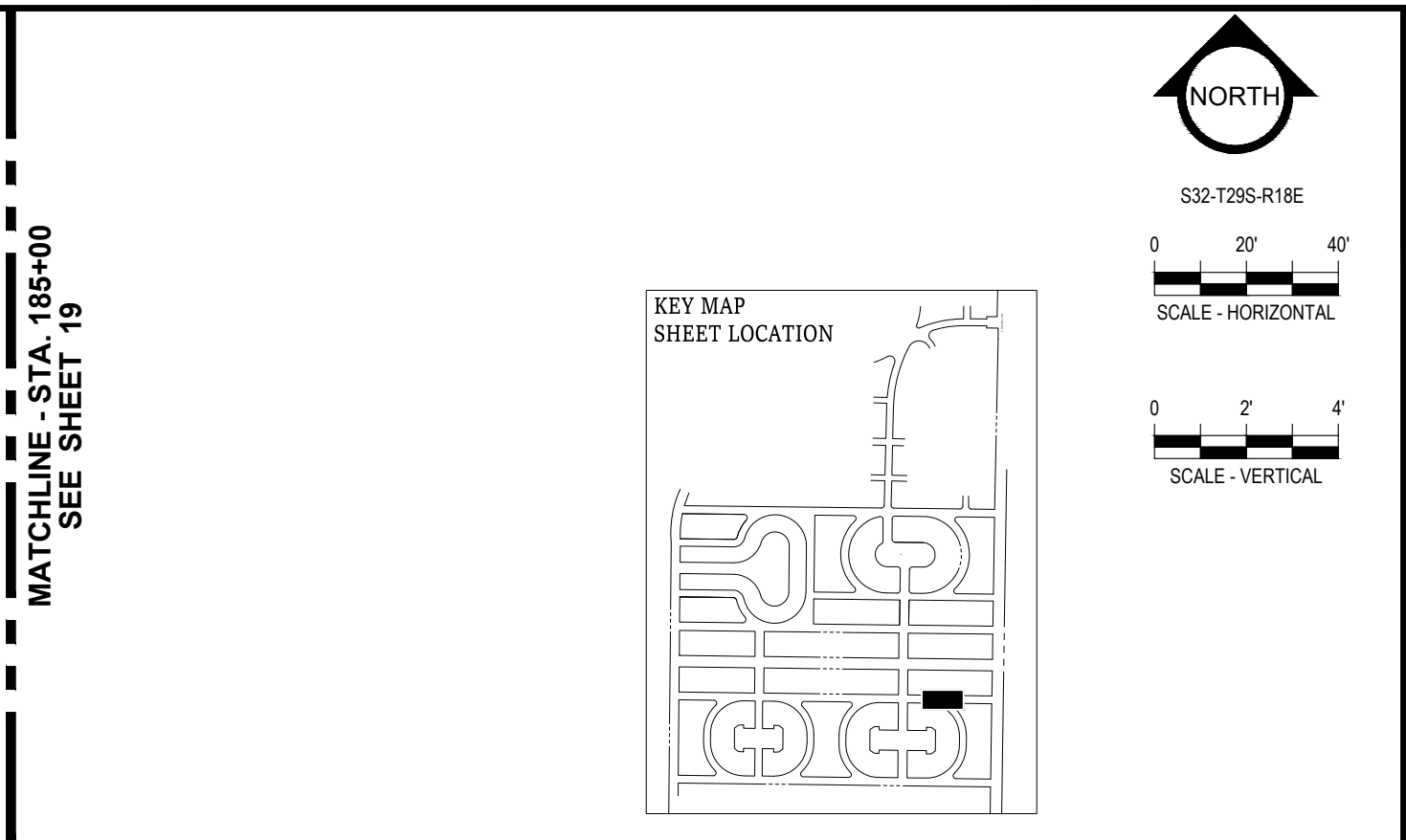
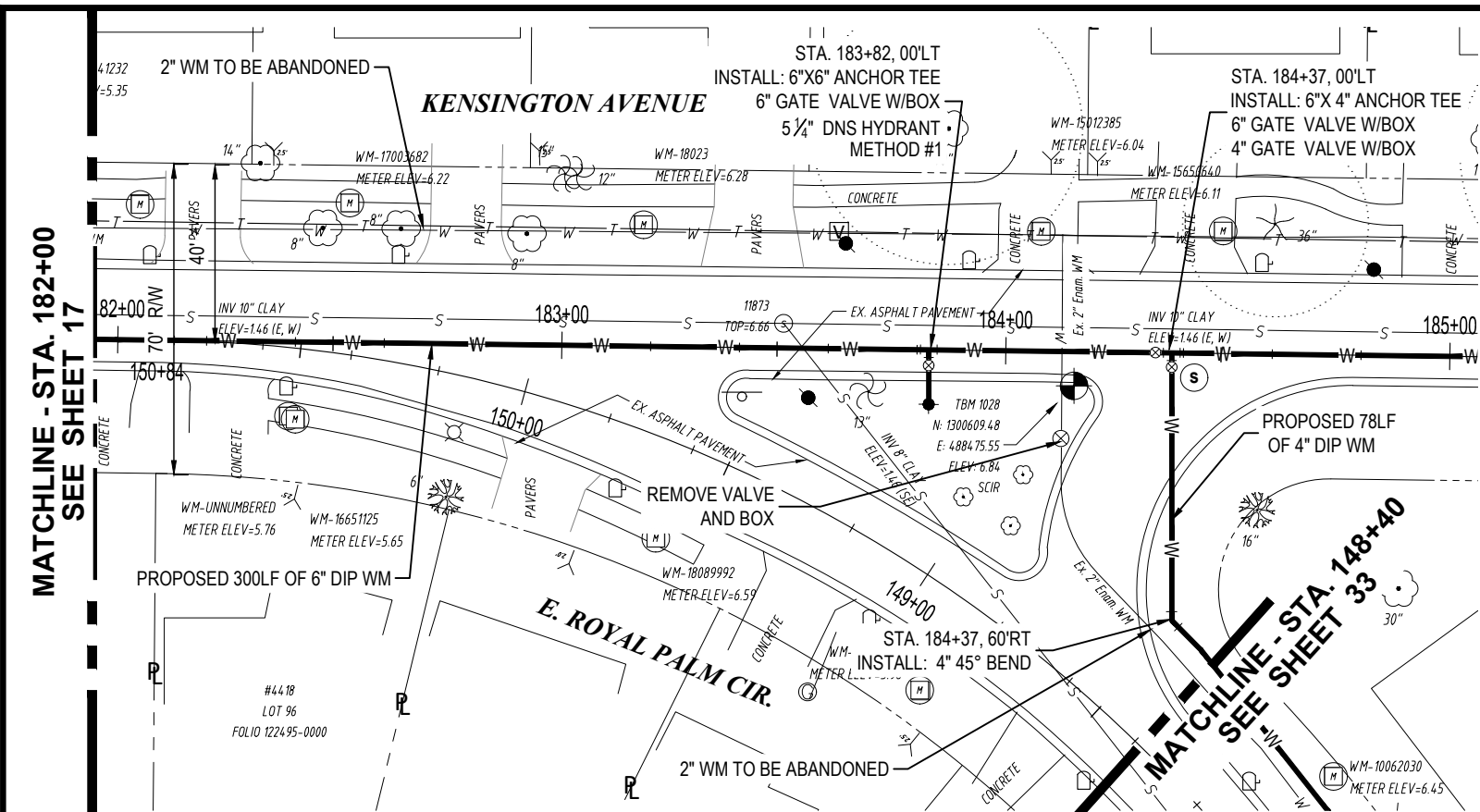
PLAN & PROFILE

DATE 12/07/2020



100% PLANS

WORK ORDER NO.	WTR-20-0003
RECORD DRAWING NO.	----
ATLAS PAGE K-8,K-9	SHEET 17 OF 67



K:\Projects\WTR\20\WTR-20-0003 - Belmar Gardens\02-Design\Drawings\01-Dwg\02-Sheets\WTR-20-0003-Kensington Ave.dwg, Sep 14, 2021, 1:40pm

RORY A. JONES, P.E.
CITY OF TAMPA WATER DEPT.
306 E. JACKSON ST., 5E
TAMPA, FLA. 33602
P.E. #79453

REV NO.	DATE	DESCRIPTION	BY	DESIGNED	NPP
.	.	.	.	DRAWN	JDM
.	.	.	.	CHECKED	RAJ
.	.	.	.	DATE	12/07/2020

BELMAR GARDENS WATER MAIN REPLACEMENT

PLAN & PROFILE



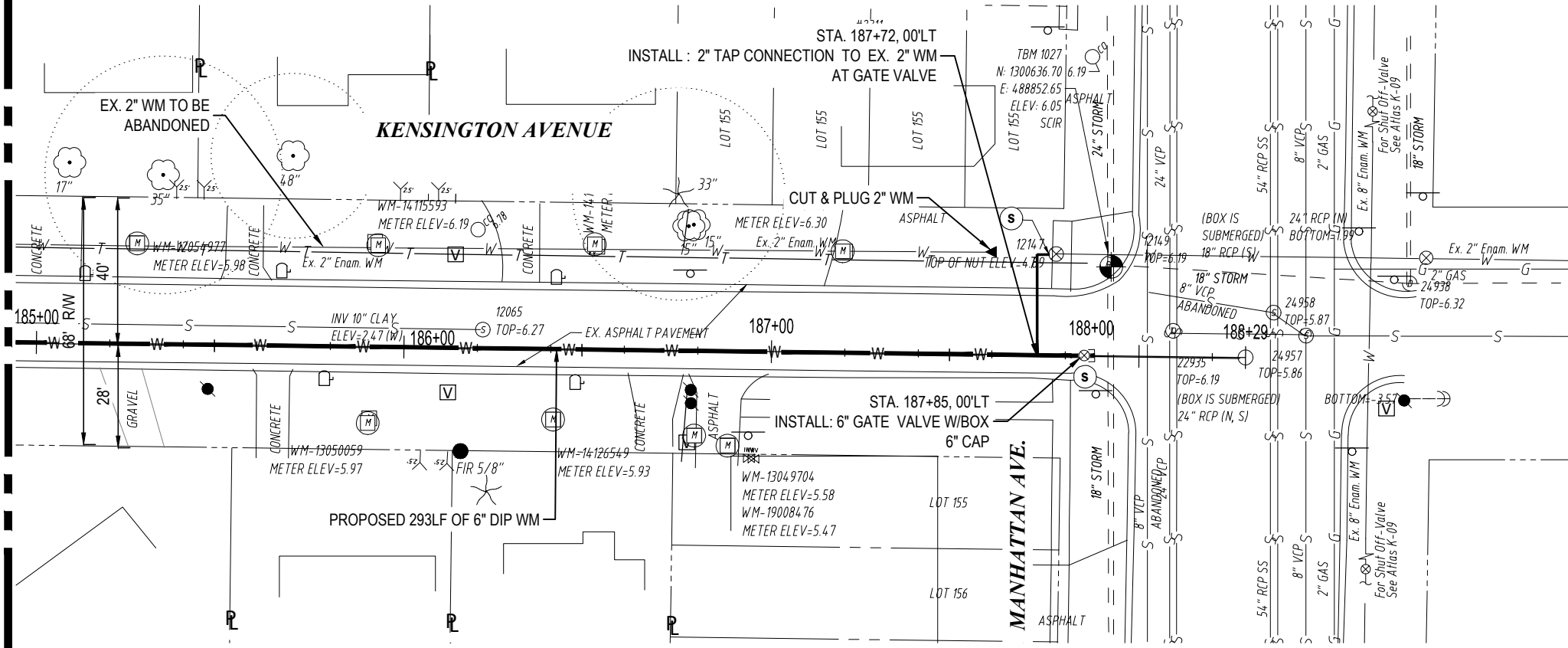
100% PLANS

WORK ORDER NO. WTR-20-0003

RECORD DRAWING NO. ----

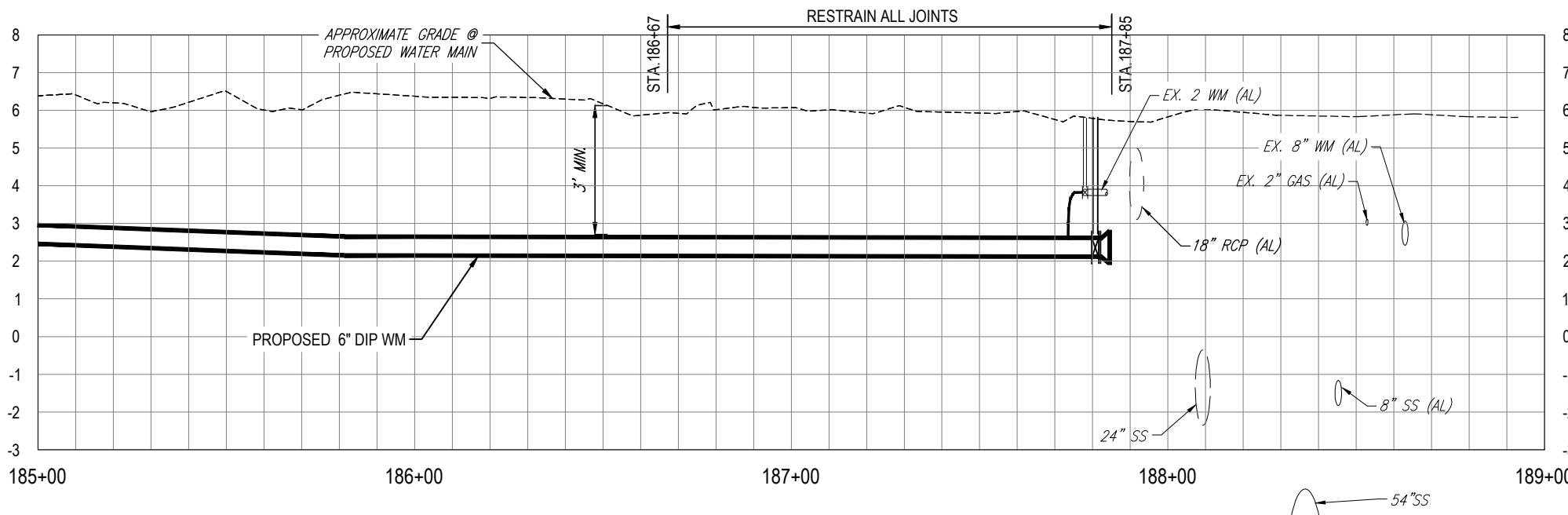
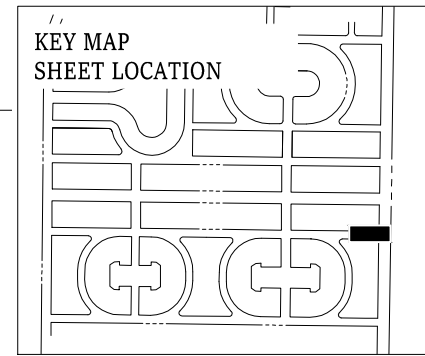
ATLAS PAGE K-8,K-9 SHEET 18 OF 67

MATCHLINE - STA. 185+00
SEE SHEET 18



S32-T29S-R18E
0 20' 40'
SCALE - HORIZONTAL

0 2' 4'
SCALE - VERTICAL



K:\Projects\WTR\20\WTR-20-0003 - Belmar Gardens\02-Design\Drawings\01-Dwg\02-Sheets\WTR-20-0003-Kensington Ave.dwg, Oct 07, 2021, 9:03am

RORY A. JONES, P.E.
CITY OF TAMPA WATER DEPT.
306 E. JACKSON ST., 5E
TAMPA, FLA. 33602
P.E. #79453

REV NO.	DATE	DESCRIPTION	BY	DESIGNED	NPP

DRAWN JDM
CHECKED RAJ
DATE 12/07/2020

BELMAR GARDENS WATER MAIN
REPLACEMENT

PLAN & PROFILE

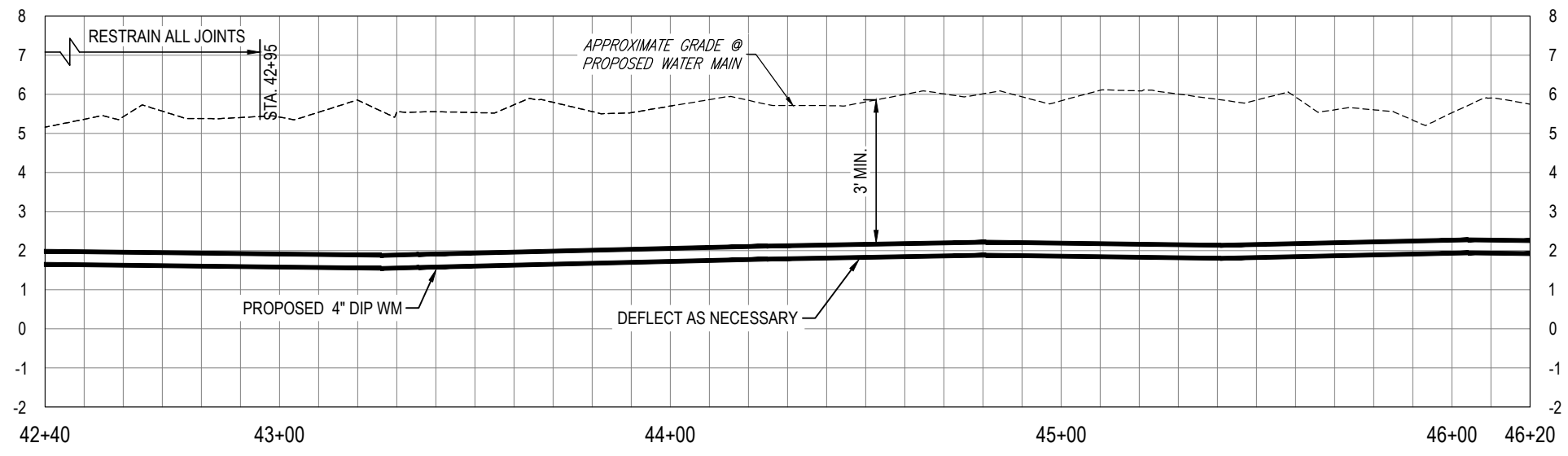
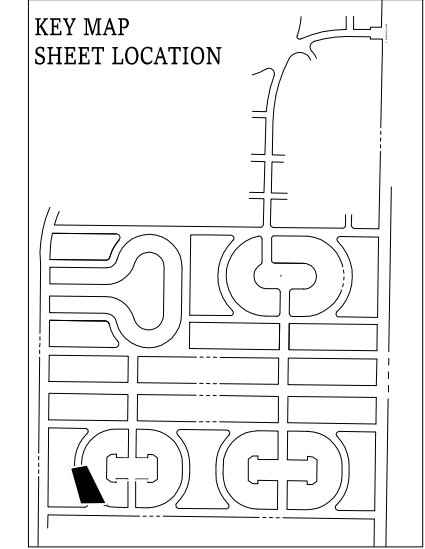
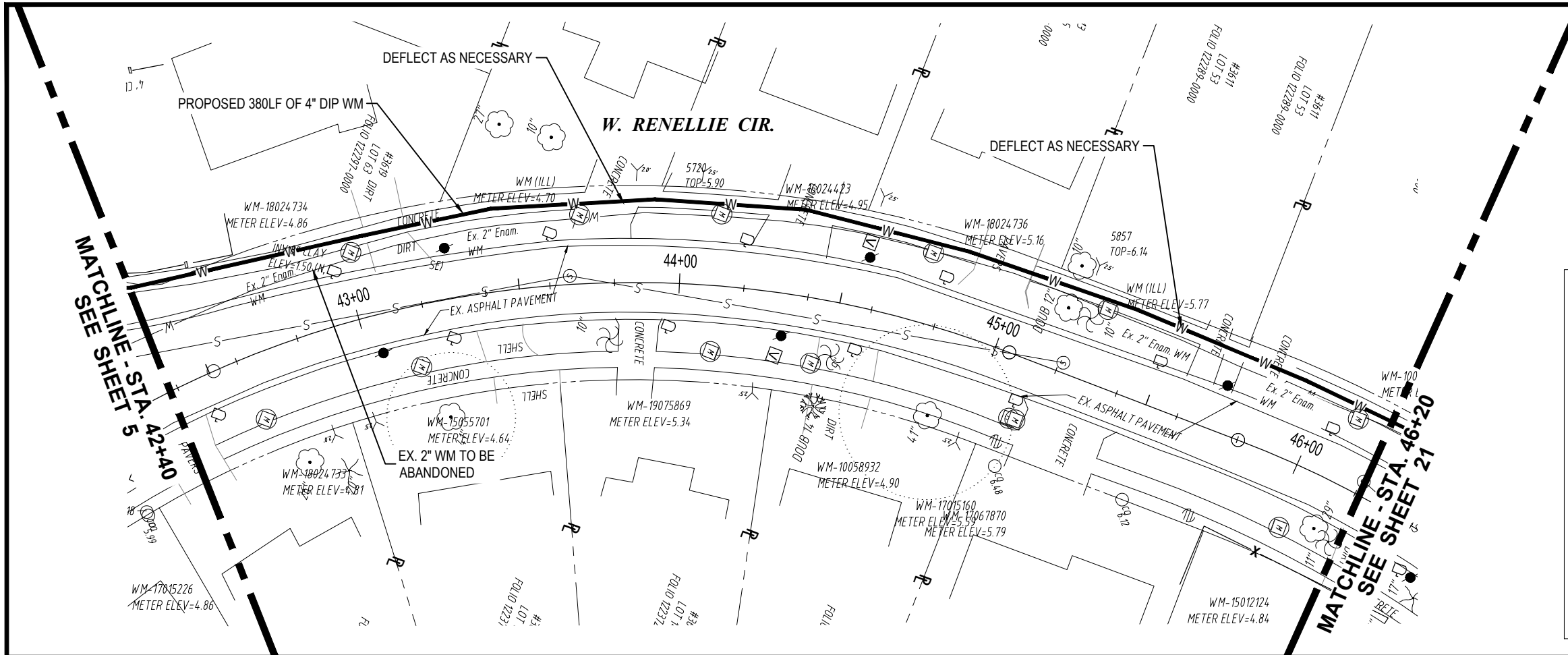


100% PLANS

WORK ORDER NO. WTR-20-0003

RECORD DRAWING NO. ----

ATLAS PAGE K-8,K-9 SHEET 19 OF 67



K:\Projects\WTR\20\WTR-20-0003 - Belmar Gardens\02-Design\Drawings\01-Dwg\02-Sheets\WTR-20-0003-S_Renellie Ave.dwg, Oct 07, 2021 - 2:43pm

RORY A. JONES, P.E.
CITY OF TAMPA WATER DEPT.
306 E. JACKSON ST., 5E
TAMPA, FLA. 33602
P.E. #79453

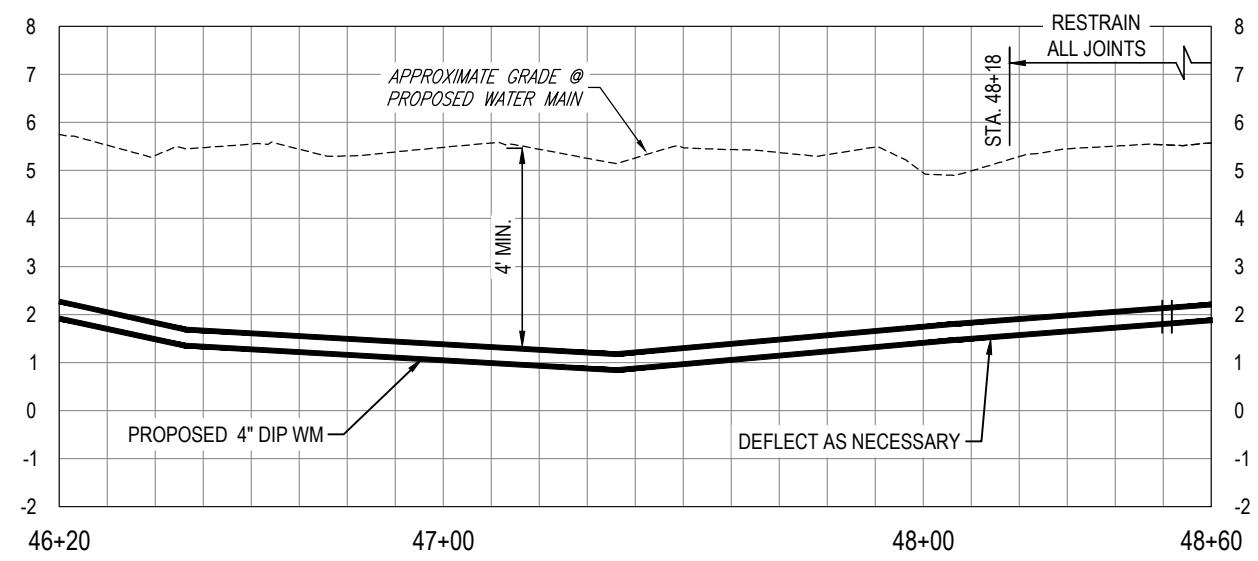
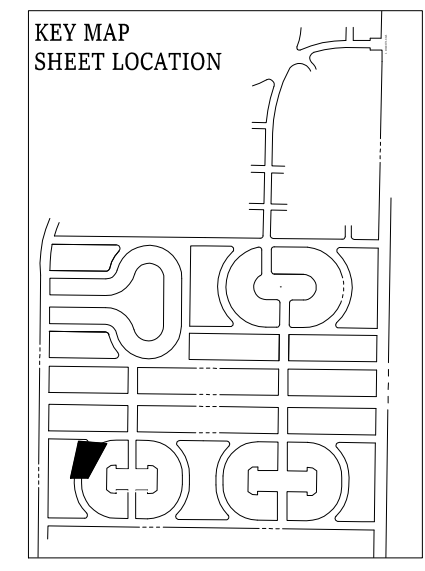
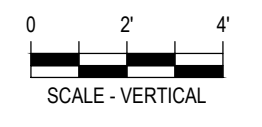
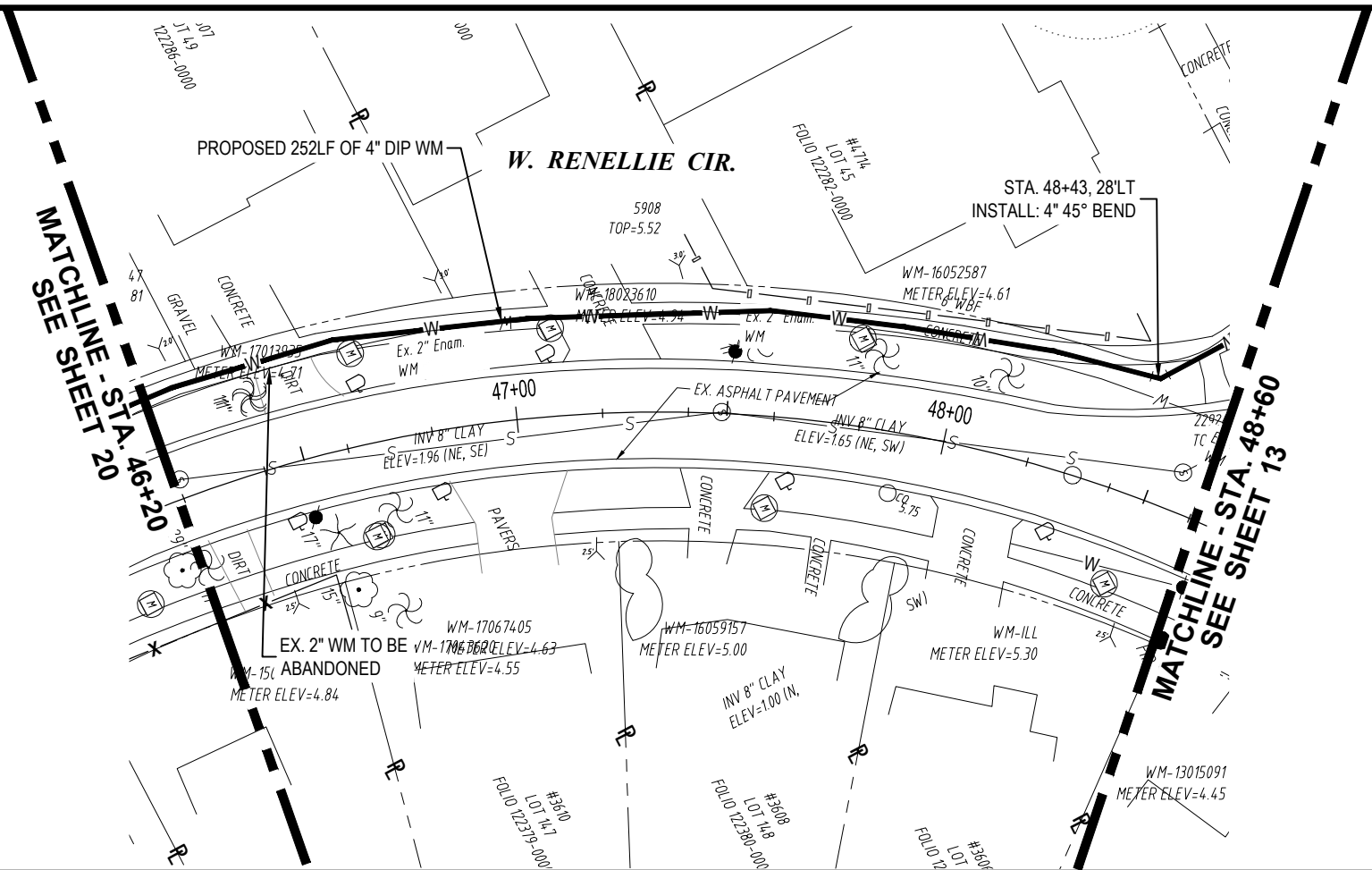
REV. NO.	DATE	DESCRIPTION	BY	DESIGNED	NPP
.	.	.	.	DRAWN	JDM
.	.	.	.	CHECKED	RAJ
.	.	.	.	DATE	12/07/2020

BELMAR GARDENS WATER MAIN REPLACEMENT

PLAN & PROFILE



100% PLANS	
WORK ORDER NO.	WTR-20-0003
RECORD DRAWING NO.	----
ATLAS PAGE K-8,K-9	SHEET 20 OF 67



K:\Projects\WTR\20\WTR-20-0003 - Belmar Gardens\02-Design\Drawings\01-Dwg\02-Sheets\WTR-20-0003-S_Renellie Ave.dwg Oct 07, 2021 - 3:15pm

RORY A. JONES, P.E.
CITY OF TAMPA WATER DEPT.
306 E. JACKSON ST., 5E
TAMPA, FLA. 33602
P.E. #79453

REV NO.	DATE	DESCRIPTION	BY	DESIGNED	NPP

DRAWN JDM
CHECKED RAJ
DATE 12/07/2020

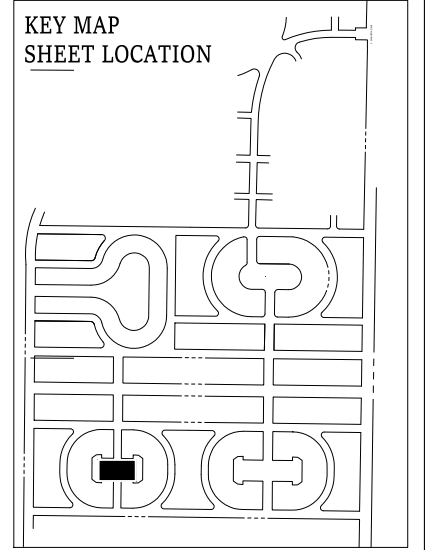
BELMAR GARDENS WATER MAIN
REPLACEMENT

PLAN & PROFILE



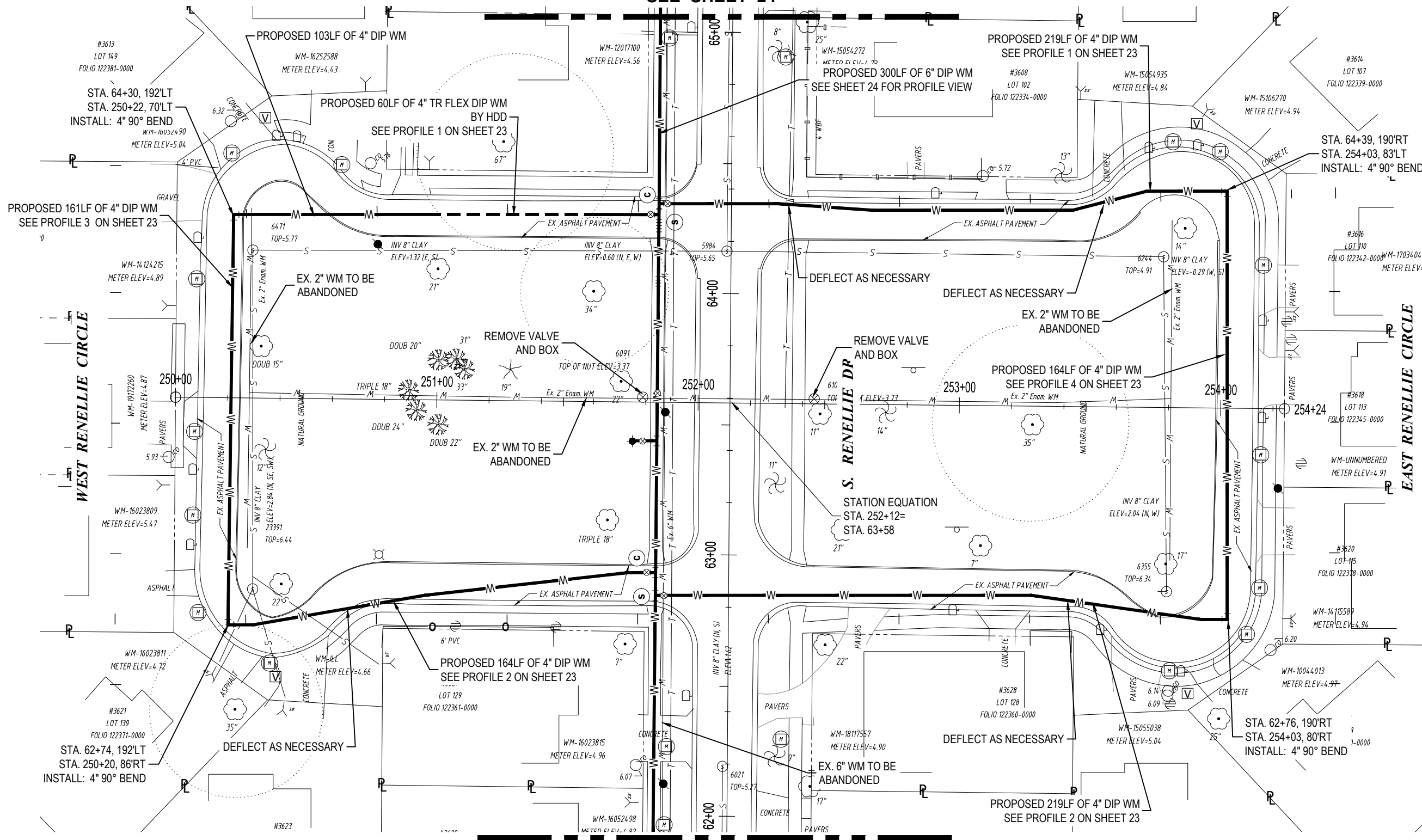
100% PLANS

WORK ORDER NO.	WTR-20-0003
RECORD DRAWING NO.	----
ATLAS PAGE K-8,K-9	SHEET 21 OF 67



SEE SHEET 24

SEE SHEET 24



K:\Projects\WTR\20\WTR-20-0003-Sheets\WTR-20-0003-S_Rennellie Ave.dwg Sep 14, 2021 1:43pm

RORY A. JONES, P.E.
CITY OF TAMPA WATER DEPT.
306 E. JACKSON ST., 5E
TAMPA, FLA. 33602
P.E. #79453

REV NO.	DATE	DESCRIPTION	BY	DESIGNED	NPP

DESIGNED NPP
DRAWN JDM
CHECKED RAJ
DATE 12/07/2020

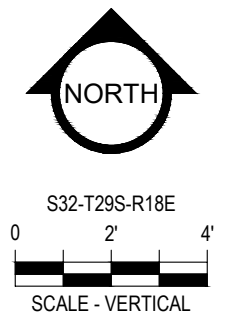
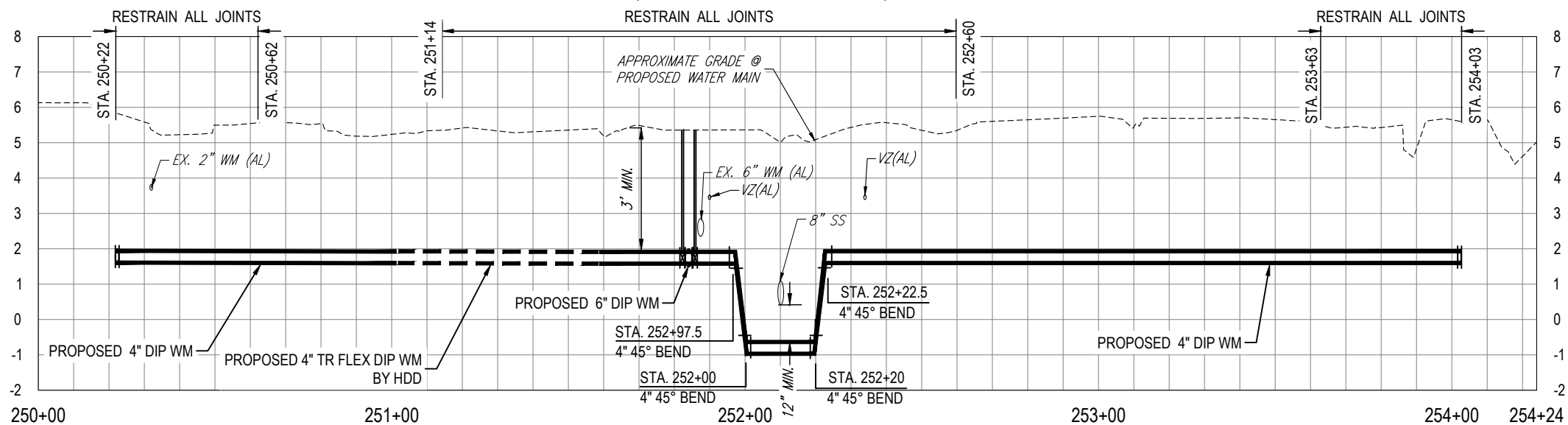
BELMAR GARDENS WATER MAIN REPLACEMENT

PLAN

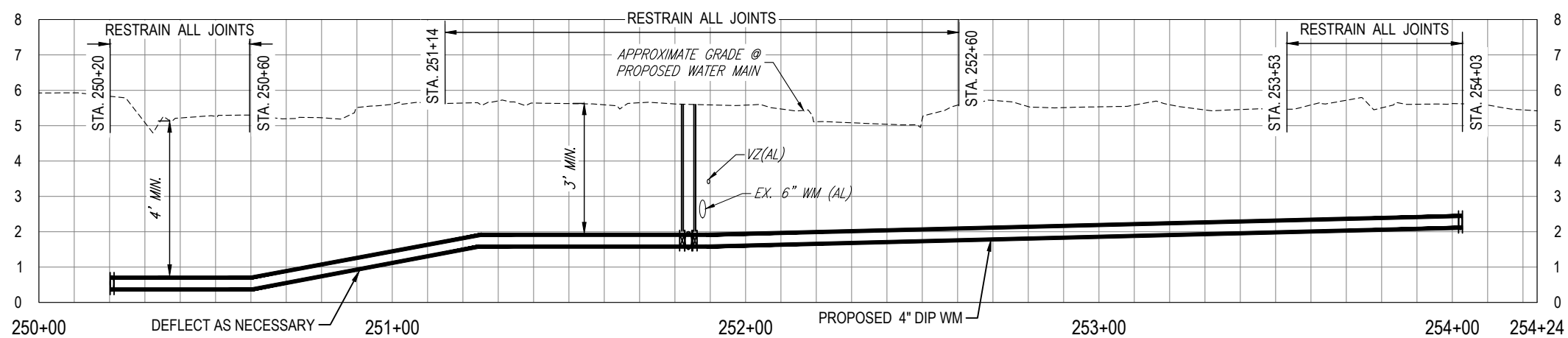


100% PLANS	
WORK ORDER NO.	WTR-20-0003
RECORD DRAWING NO.	---
ATLAS PAGE K-8,K-9	SHEET 22 OF 67

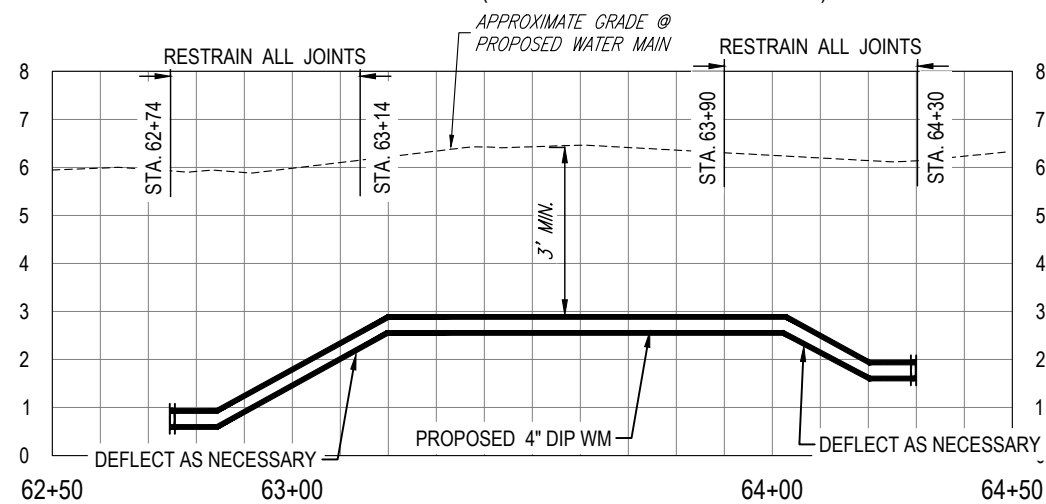
PROFILE 1 (SEE SHEET 22 FOR PLAN VIEW)



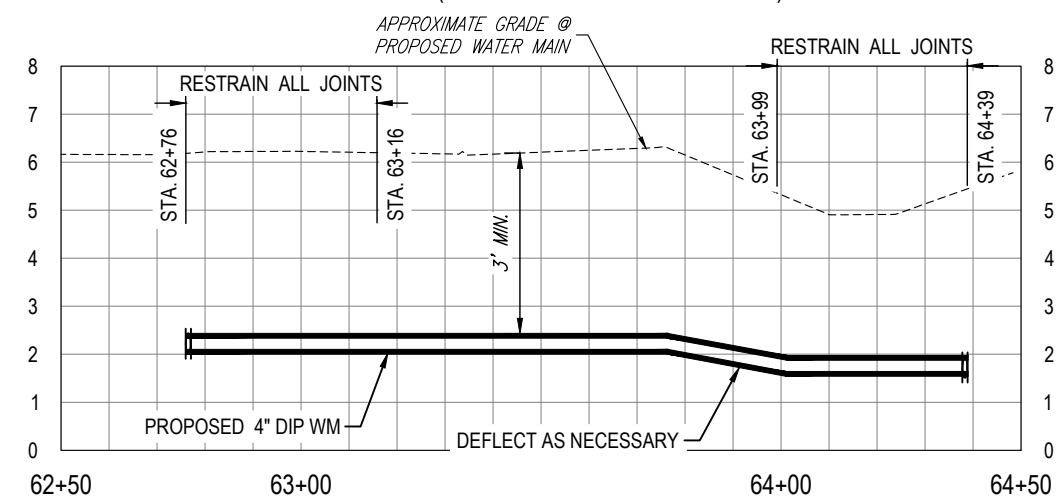
PROFILE 2 (SEE SHEET 22 FOR PLAN VIEW)



PROFILE 3 (SEE SHEET 22 FOR PLAN VIEW)



PROFILE 4 (SEE SHEET 22 FOR PLAN VIEW)



K:\Projects\WTR\20\WTR-20-0003 - Belmar Gardens\02-Design\Drawings\01-Dwg\02-Sheets\WTR-20-0003-S_Remillie Ave.dwg, Sep 14, 2021 - 1:44pm

RORY A. JONES, P.E.
CITY OF TAMPA WATER DEPT.
306 E. JACKSON ST., 5E
TAMPA, FLA. 33602
P.E. #79453

REV NO.	DATE	DESCRIPTION	BY

DESIGNED NPP
DRAWN JDM
CHECKED RAJ
DATE 12/07/2020

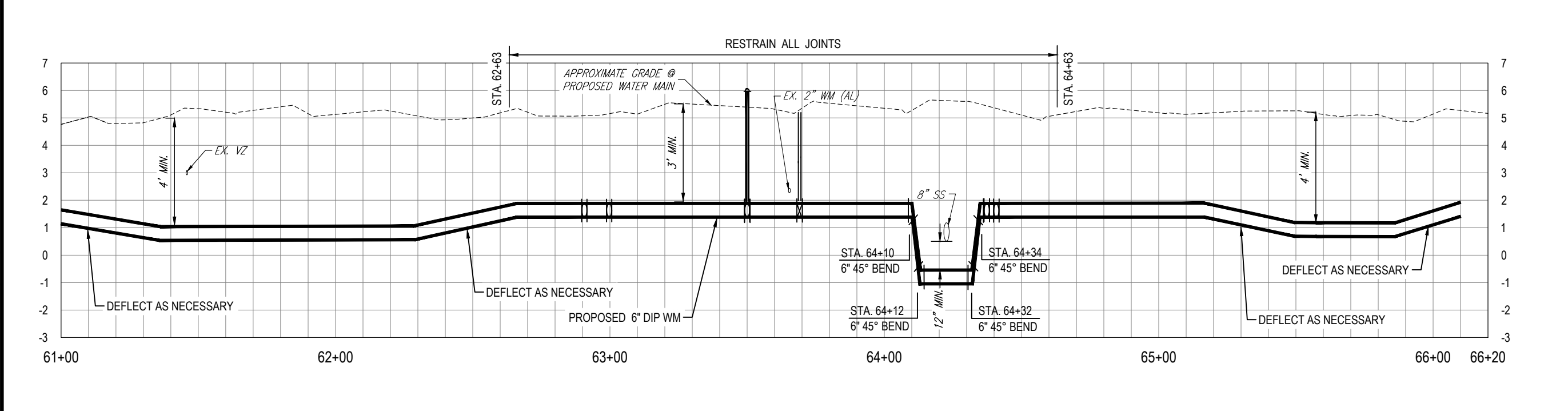
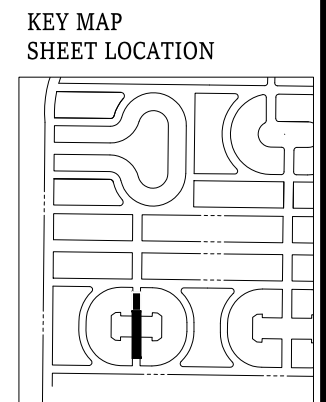
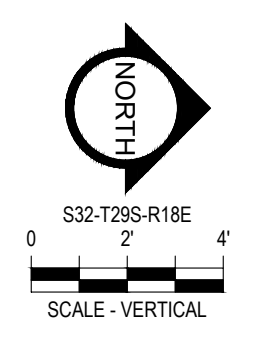
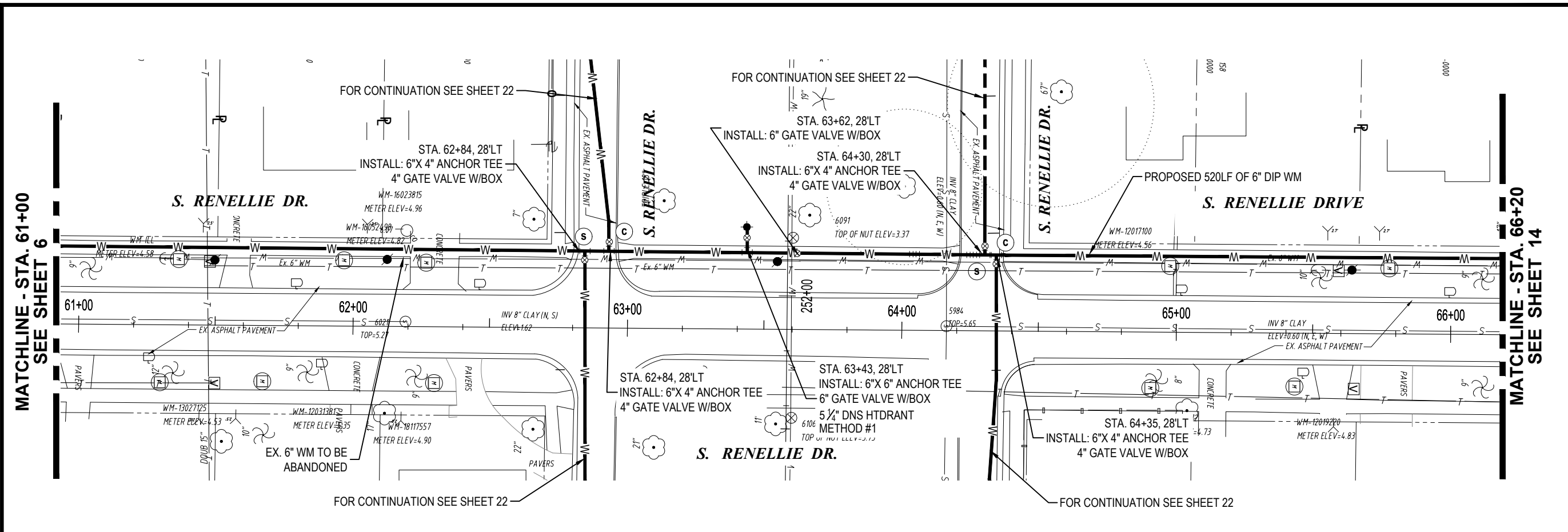
BELMAR GARDENS WATER MAIN REPLACEMENT

PROFILE



100% PLANS

WORK ORDER NO.	WTR-20-0003
RECORD DRAWING NO.	----
ATLAS PAGE K-8,K-9	SHEET 23 OF 67



K:\Projects\WTR\20\WTR-20-0003 - Belmar Gardens\02-Design\Drawings\01-Dwg\02-Sheets\WTR-20-0003-S_Renellie Ave.dwg, Sep 14, 2021 - 1:45pm

RORY A. JONES, P.E.
CITY OF TAMPA WATER DEPT.
306 E. JACKSON ST., 5E
TAMPA, FLA. 33602
P.E. #79453

REV. NO.	DATE	DESCRIPTION	BY

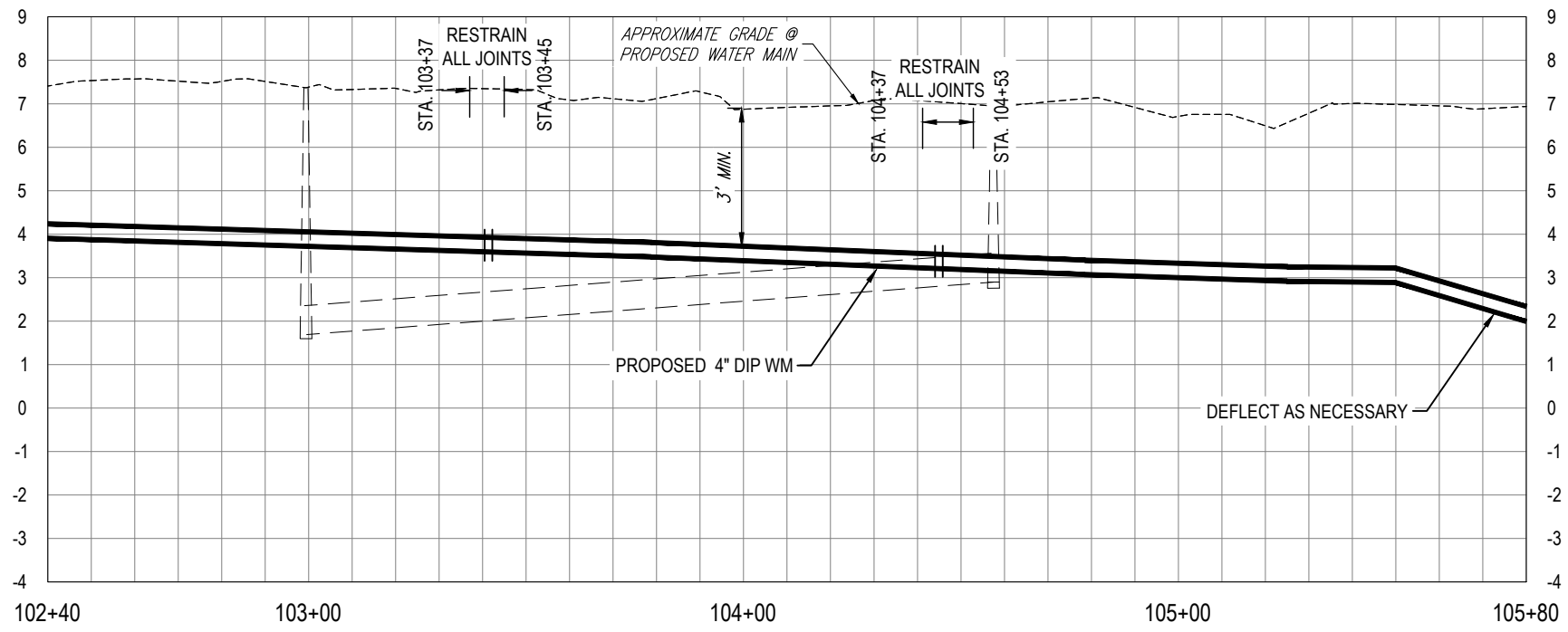
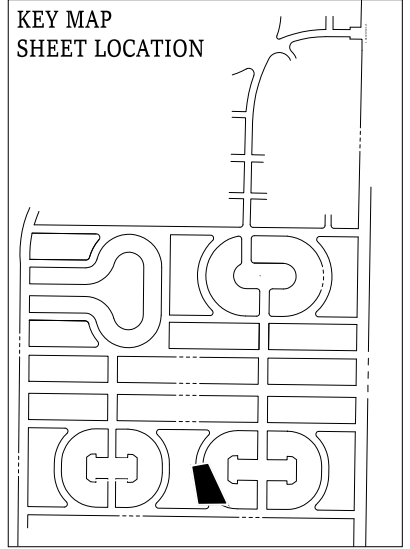
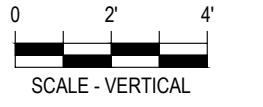
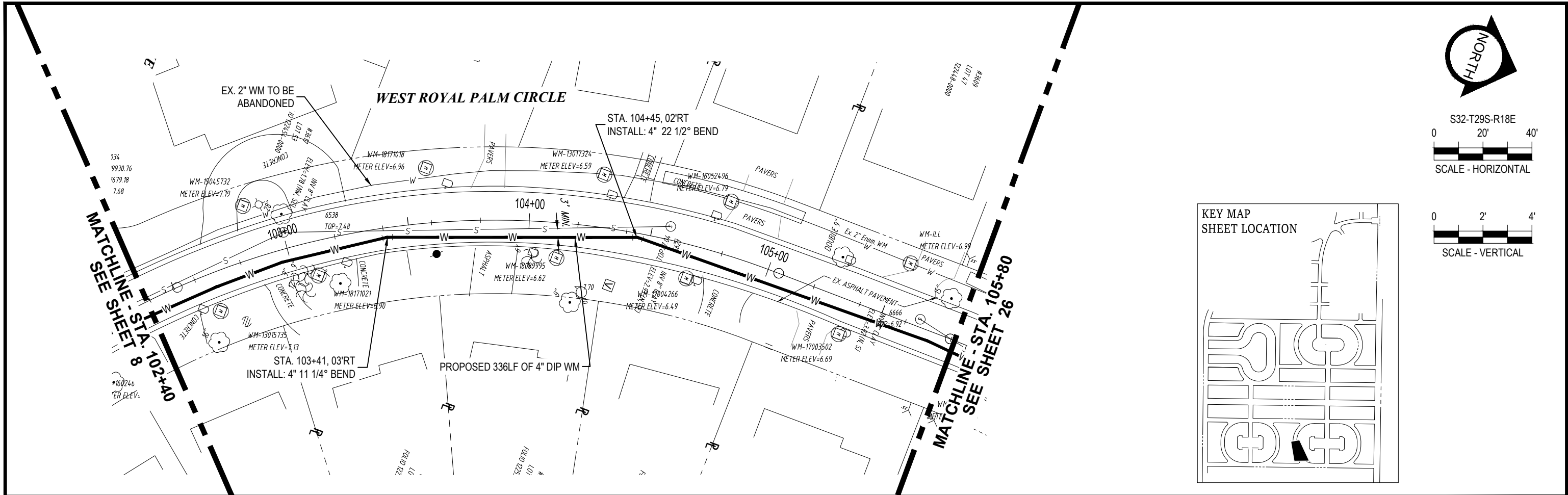
DESIGNED	NPP
DRAWN	JDM
CHECKED	RAJ
DATE	12/07/2020

BELMAR GARDENS WATER MAIN
REPLACEMENT

PLAN & PROFILE



100% PLANS	
WORK ORDER NO.	WTR-20-0003
RECORD DRAWING NO.	----
ATLAS PAGE K-8,K-9	SHEET 24 OF 67



K:\Projects\WTR\20\WTR-20-0003 - Belmar Gardens\02-Design\Drawings\01-Dwg\02-Sheets\WTR-20-0003-S_Remillie Ave.dwg, Sep 14, 2021 - 1:45pm

RORY A. JONES, P.E.
 CITY OF TAMPA WATER DEPT.
 306 E. JACKSON ST., 5E
 TAMPA, FLA. 33602
 P.E. #79453

REV. NO.	DATE	DESCRIPTION	BY

DESIGNED	NPP
DRAWN	JDM
CHECKED	RAJ
DATE	12/07/2020

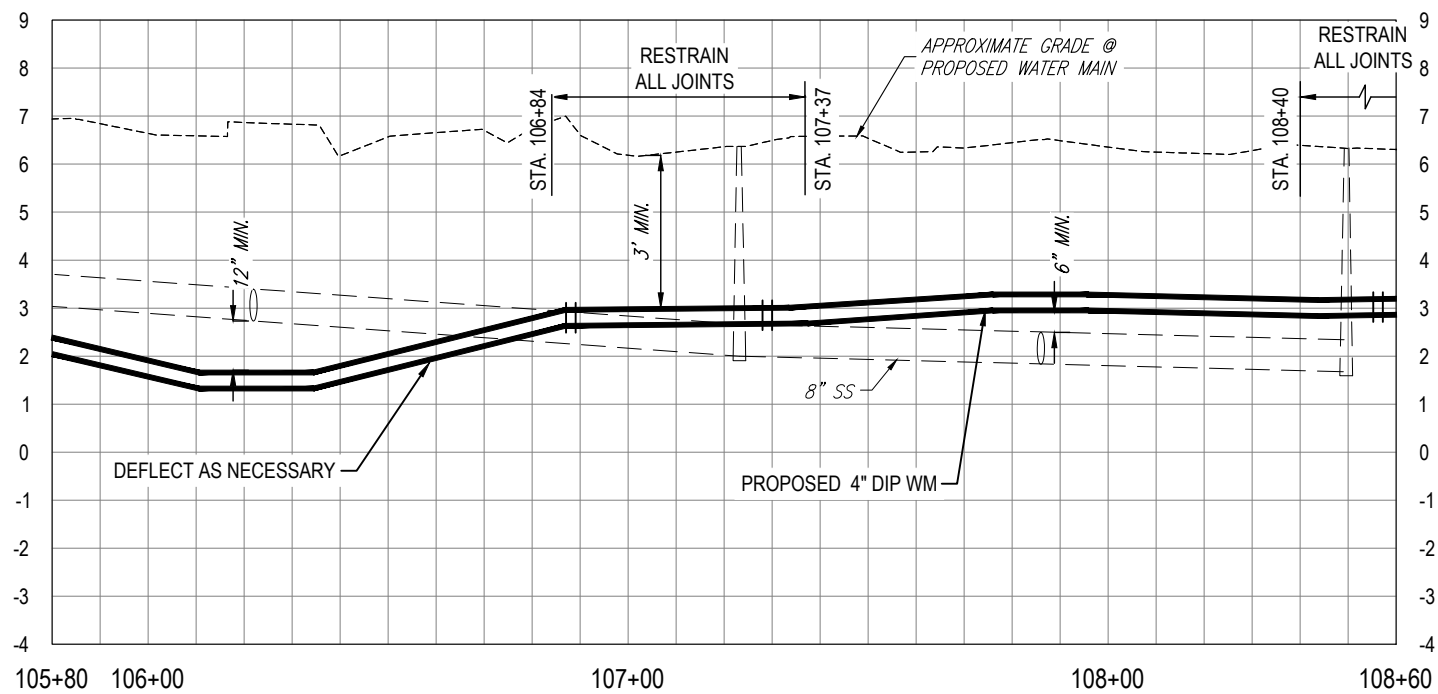
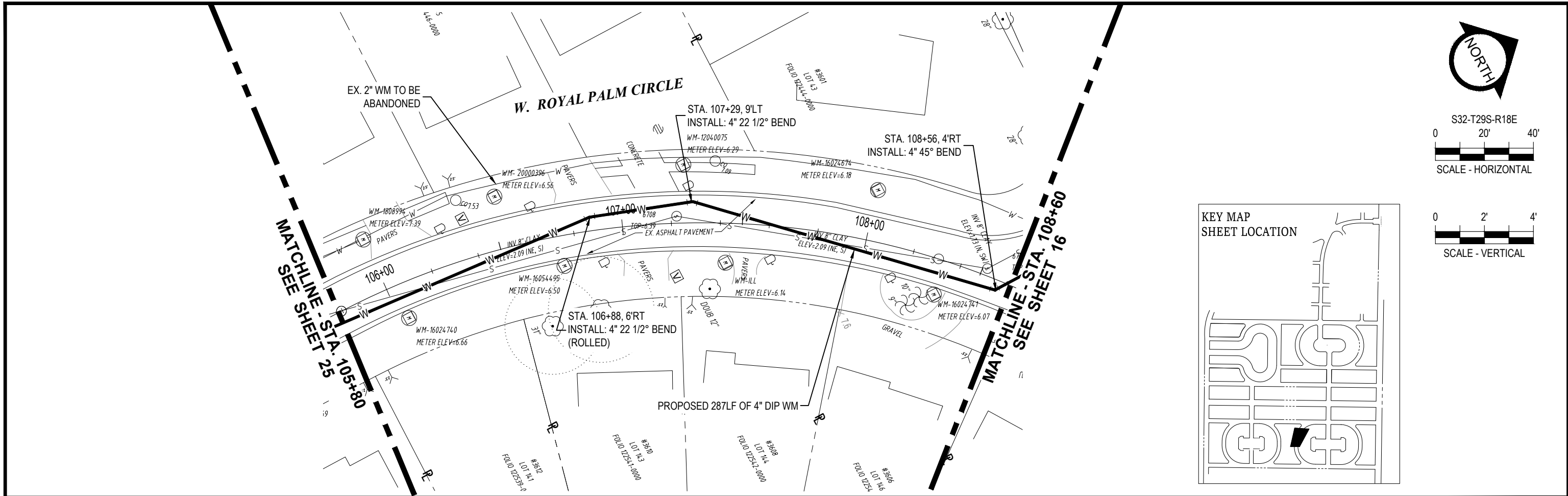
**BELMAR GARDENS WATER MAIN
 REPLACEMENT**

PLAN & PROFILE



100% PLANS

WORK ORDER NO.	WTR-20-0003
RECORD DRAWING NO.	----
ATLAS PAGE K-8,K-9	SHEET 25 OF 67



K:\Projects\WTR\20\WTR-20-0003 - Belmar Gardens\02-Design\Drawings\01-Dwg\02-Sheets\WTR-20-0003-S_Remittile Ave.dwg, Sep 14, 2021 - 1:46pm

RORY A. JONES, P.E.
 CITY OF TAMPA WATER DEPT.
 306 E. JACKSON ST., 5E
 TAMPA, FLA. 33602
 P.E. #79453

REV NO.	DATE	DESCRIPTION	BY	DESIGNED	NPP
.	.	.	.	DRAWN	JDM
.	.	.	.	CHECKED	RAJ
.	.	.	.	DATE	12/07/2020

BELMAR GARDENS WATER MAIN
 REPLACEMENT

PLAN & PROFILE



100% PLANS

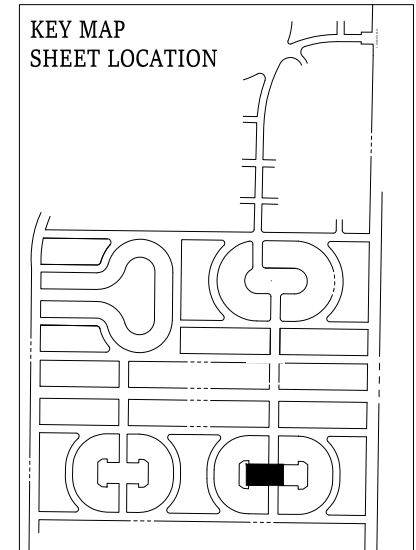
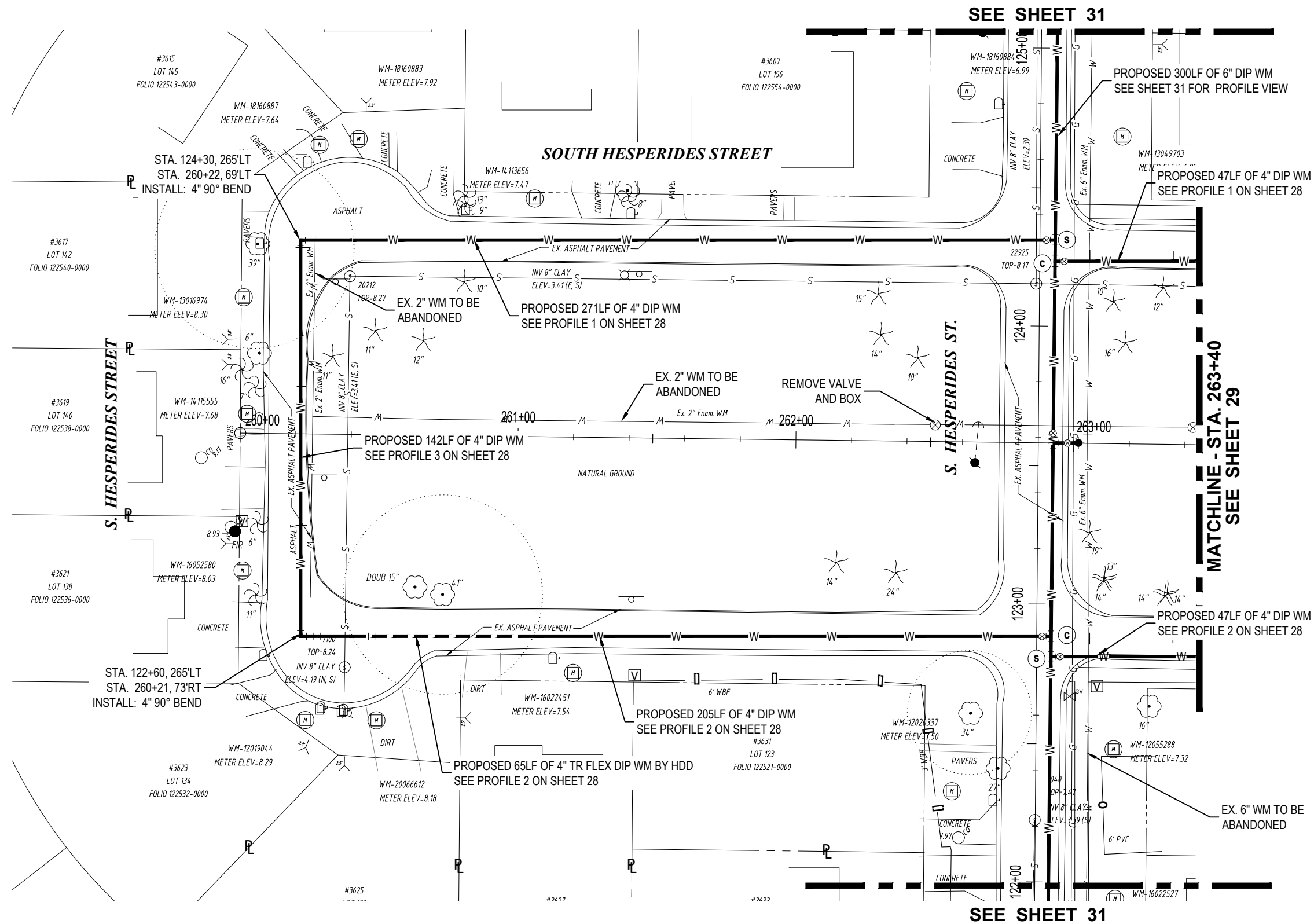
WORK ORDER NO. WTR-20-0003

RECORD DRAWING NO. ----

ATLAS PAGE K-8,K-9 SHEET 26 OF 67



S32-T29S-R18E
 0 20' 40'
 SCALE - HORIZONTAL



SEE SHEET 31

SEE SHEET 31

MATCHLINE - STA. 263+40
 SEE SHEET 29

RORY A. JONES, P.E.
 CITY OF TAMPA WATER DEPT.
 306 E. JACKSON ST., 5E
 TAMPA, FLA. 33602
 P.E. #79453

REV NO.	DATE	DESCRIPTION	BY

DESIGNED NPP
 DRAWN JDM
 CHECKED RAJ
 DATE 12/07/2020

BELMAR GARDENS WATER MAIN
 REPLACEMENT

PLAN



100% PLANS

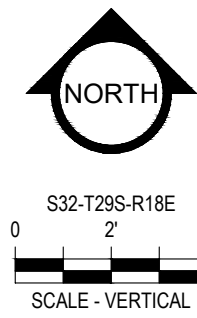
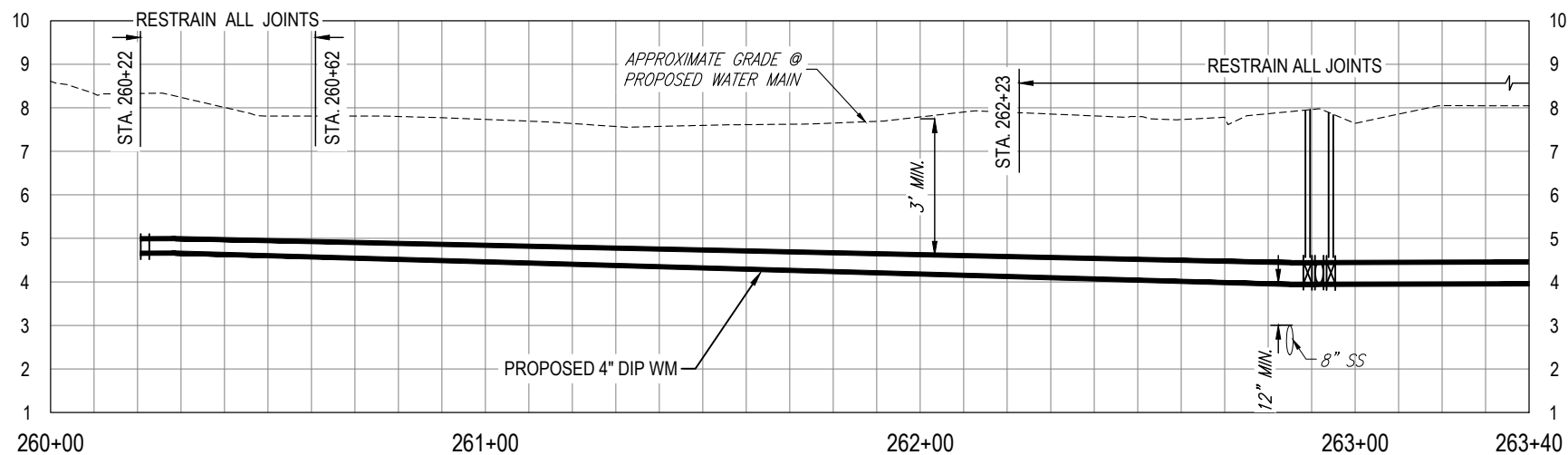
WORK ORDER NO. WTR-20-0003

RECORD DRAWING NO. ----

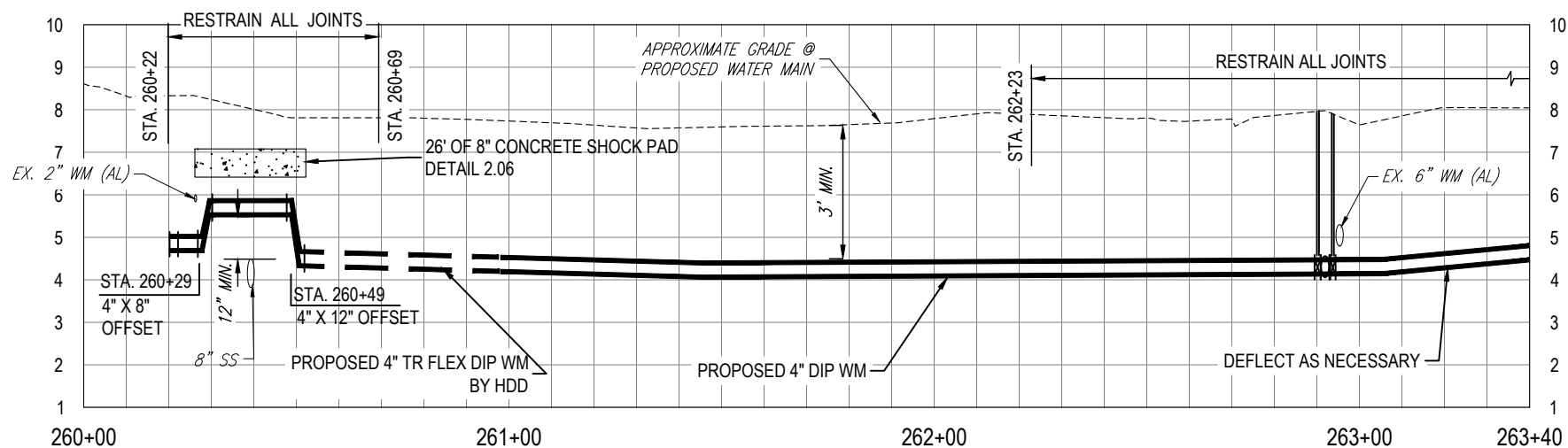
ATLAS PAGE K-8,K-9 SHEET 27 OF 67

K:\Projects\WTR\20\WTR-20-0003 - Belmar Gardens\02-Design\Drawings\01-Dwg\02-Sheets\WTR-20-0003-S. Remillie Ave.dwg, Sep 14, 2021 - 1:47pm

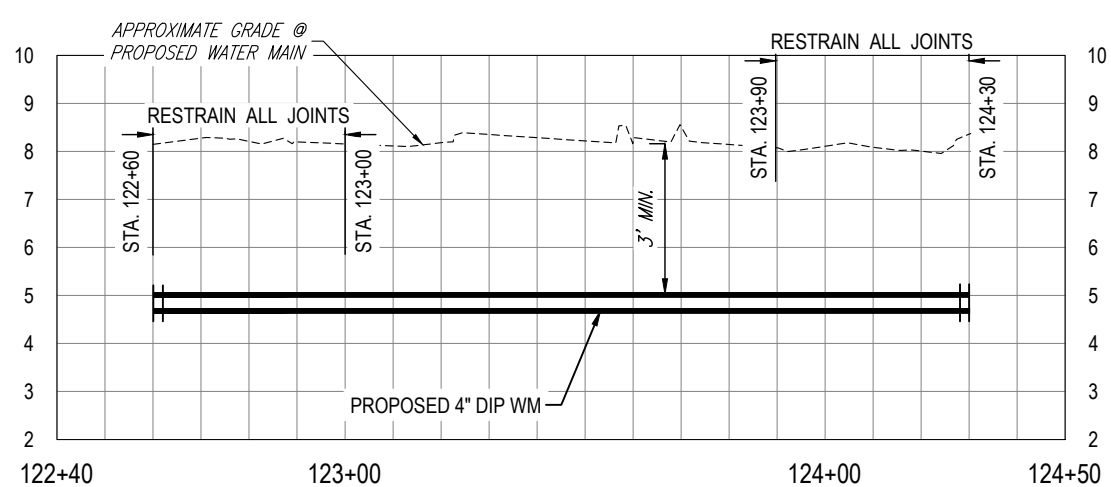
PROFILE 1 (SEE SHEET 27 FOR PLAN VIEW)



PROFILE 2 (SEE SHEET 27 FOR PLAN VIEW)



PROFILE 3 (SEE SHEET 27 FOR PLAN VIEW)



K:\Projects\WTR\20\WTR-20-0003 - Belmar Gardens\02-Design\Drawings\01-Dwg\02-Sheets\WTR-20-0003-S_Remittie Ave.dwg, Sep 14, 2021, 1:47pm

RORY A. JONES, P.E.
CITY OF TAMPA WATER DEPT.
306 E. JACKSON ST., 5E
TAMPA, FLA. 33602
P.E. #79453

REV NO.	DATE	DESCRIPTION	BY	DESIGNED	NPP
.	.	.	.	DRAWN	JDM
.	.	.	.	CHECKED	RAJ
.	.	.	.	DATE	12/07/2020

BELMAR GARDENS WATER MAIN
REPLACEMENT

PROFILE



100% PLANS

WORK ORDER NO. WTR-20-0003

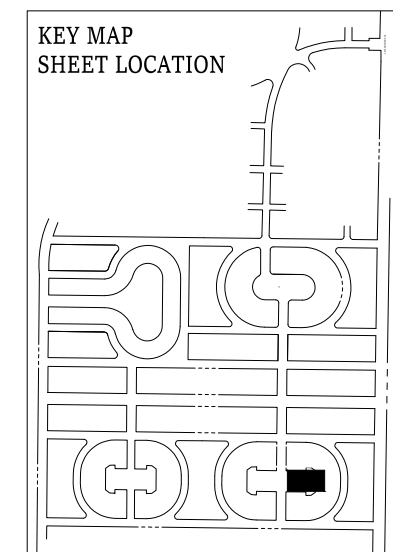
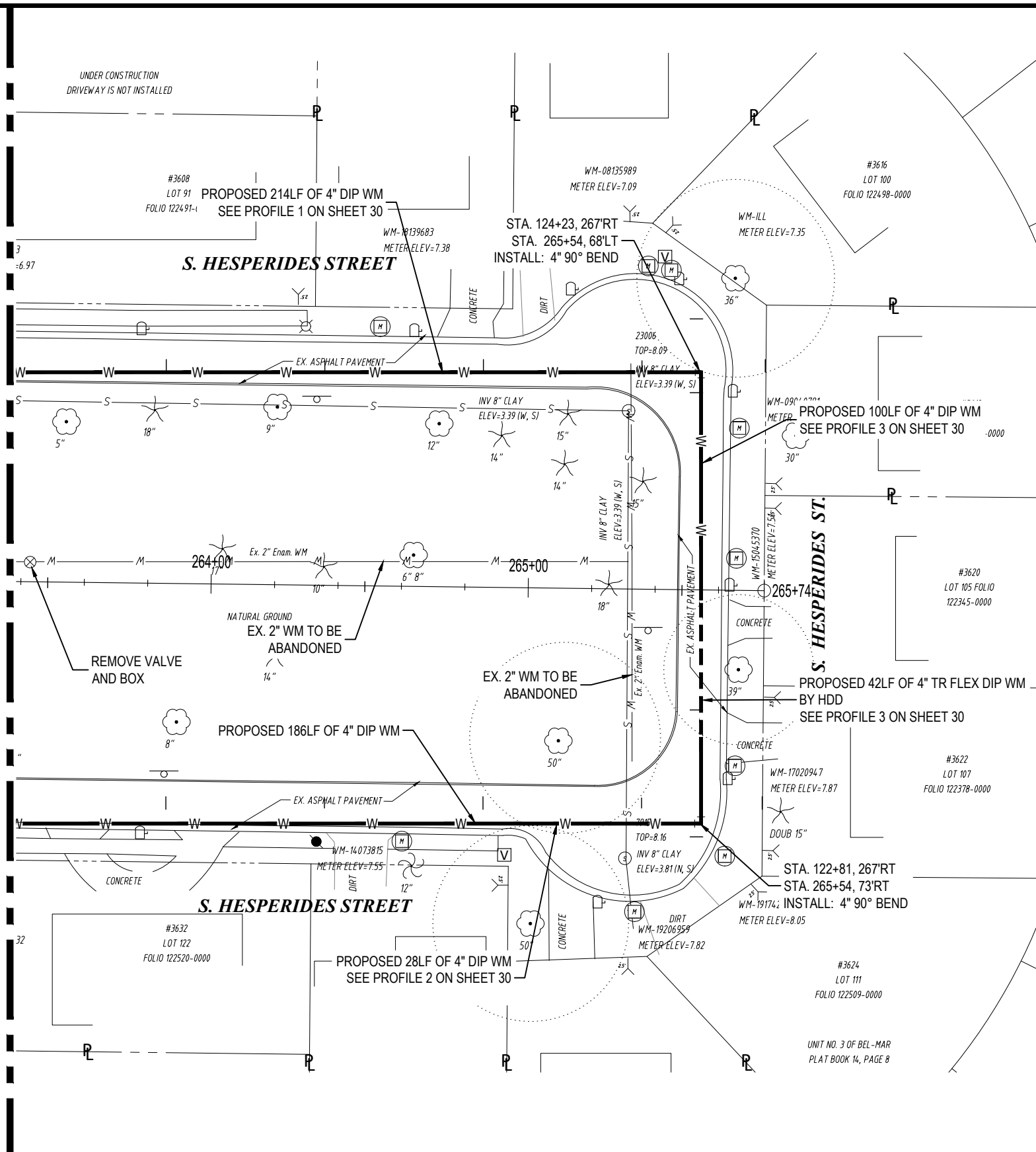
RECORD DRAWING NO. ----

ATLAS PAGE K-8,K-9 SHEET 28 OF 67



S32-T29S-R18E
 0 20' 40'
 SCALE - HORIZONTAL

MATCHLINE - STA. 263+40
SEE SHEET 27



K:\Projects\WTR\20-0003 - Belmar Gardens\02-Design\Drawings\01-Dwg\02-Sheets\WTR-20-0003-S_Remittie Ave.dwg, Sep 14, 2021 - 1:48pm

RORY A. JONES, P.E.
 CITY OF TAMPA WATER DEPT.
 306 E. JACKSON ST., 5E
 TAMPA, FLA. 33602
 P.E. #79453

REV NO.	DATE	DESCRIPTION	BY

DESIGNED NPP
 DRAWN JDM
 CHECKED RAJ
 DATE 12/07/2020

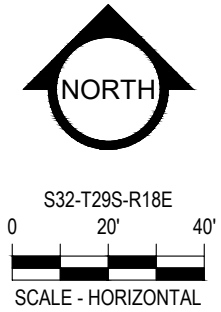
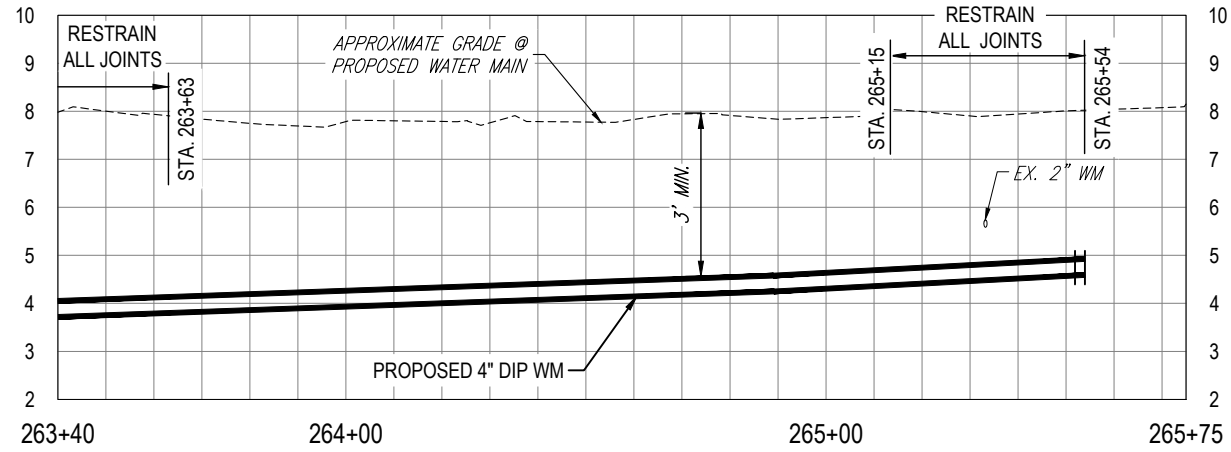
BELMAR GARDENS WATER MAIN
 REPLACEMENT

 PLAN

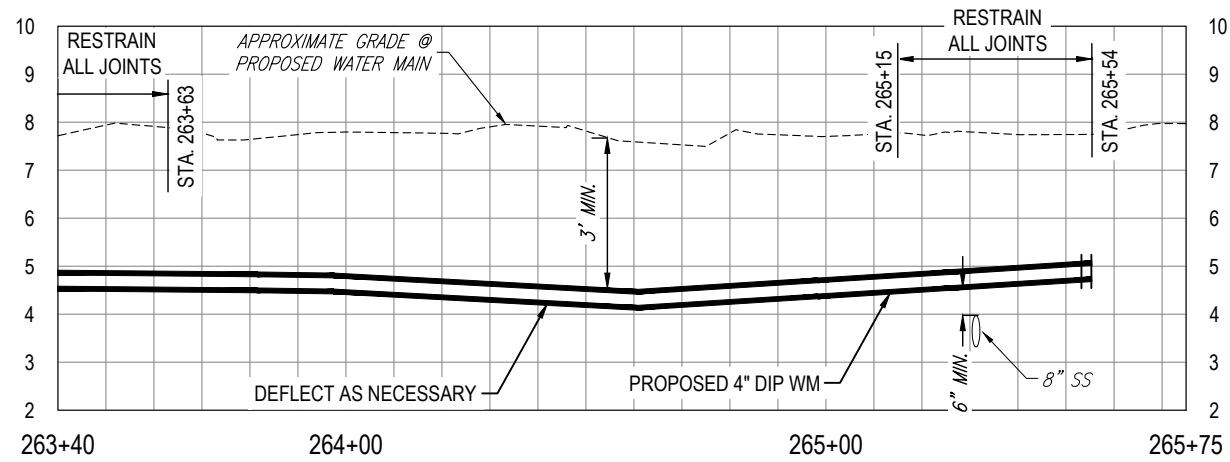


100% PLANS
 WORK ORDER NO. WTR-20-0003
 RECORD DRAWING NO. ----
 ATLAS PAGE K-8,K-9 SHEET 29 OF 67

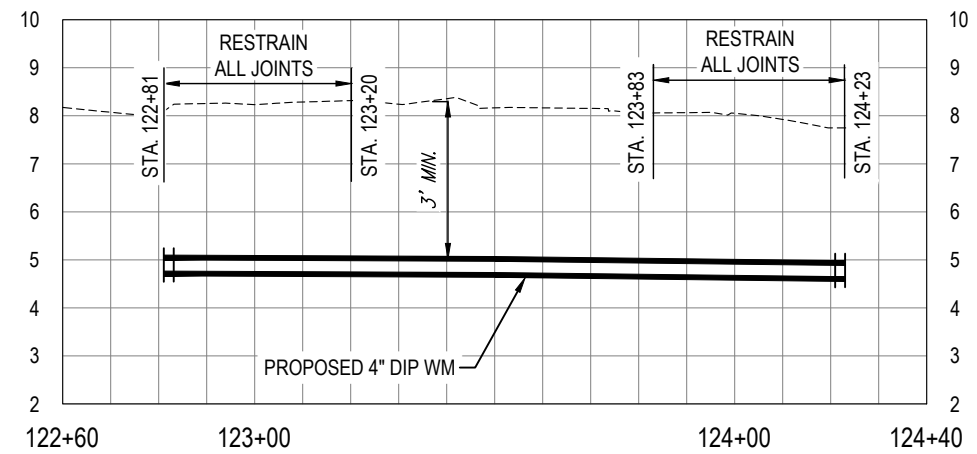
PROFILE 1 (SEE SHEET 29 FOR PLAN VIEW)



PROFILE 2 (SEE SHEET 29 FOR PLAN VIEW)



PROFILE 3 (SEE SHEET 29 FOR PLAN VIEW)



K:\Projects\WTR\20\WTR-20-0003 - Belmar Gardens\02-Design\Drawings\01-Dwg\02-Sheets\WTR-20-0003-S_Remittie Ave.dwg Sep 14, 2021 - 1:48pm

RORY A. JONES, P.E.
CITY OF TAMPA WATER DEPT.
306 E. JACKSON ST., 5E
TAMPA, FLA. 33602
P.E. #79453

REV NO.	DATE	DESCRIPTION	BY	DESIGNED	NPP
.	.	.	.	DRAWN	JDM
.	.	.	.	CHECKED	RAJ
.	.	.	.	DATE	12/07/2020

BELMAR GARDENS WATER MAIN
REPLACEMENT

PROFILE

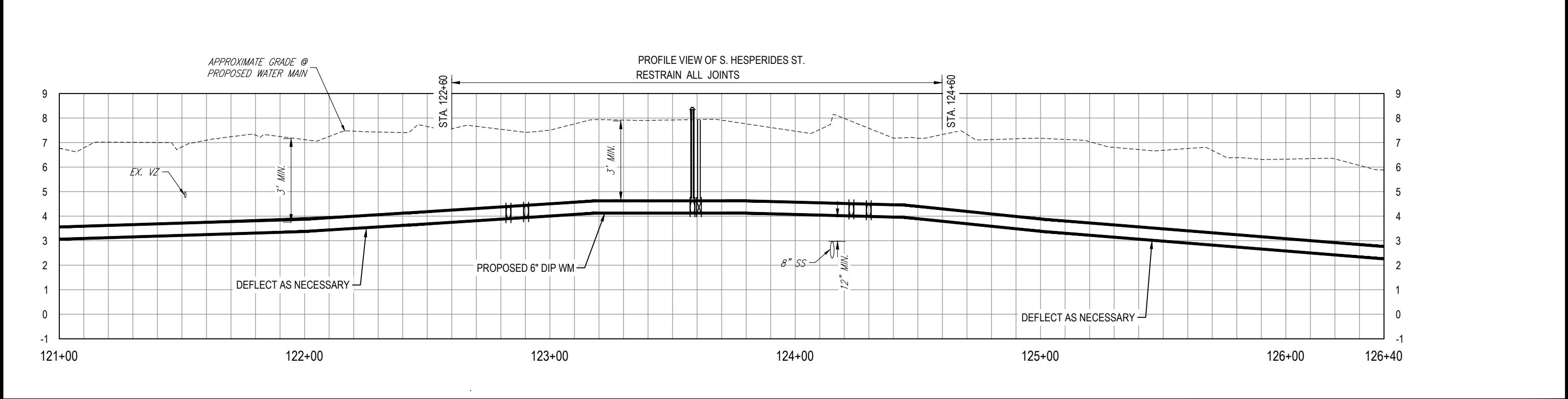
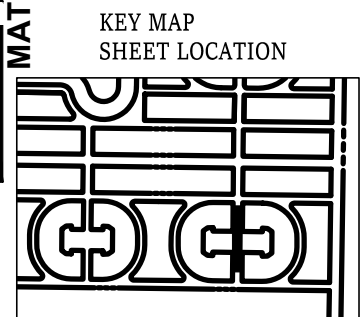
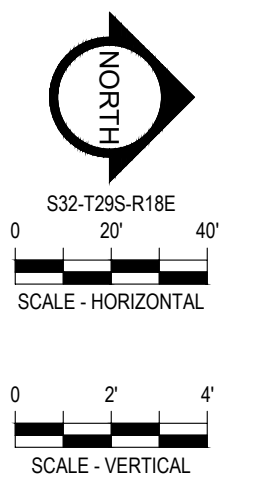
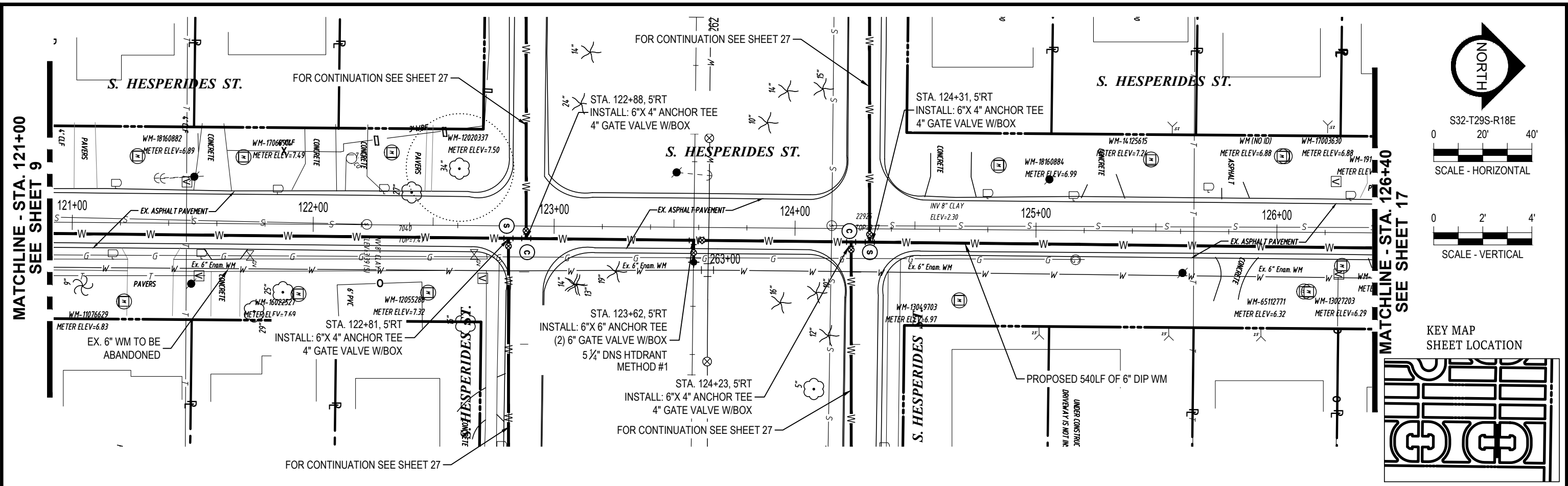


100% PLANS

WORK ORDER NO. WTR-20-0003

RECORD DRAWING NO. ----

ATLAS PAGE K-8,K-9 SHEET 30 OF 67



K:\Projects\WTR\20\WTR-20-0003 - Belmar Gardens\02-Design\Drawings\01-Dwg\02-Sheets\WTR-20-0003-S. Remillie Ave. dwg. Sep. 14, 2021 - 1:49pm

RORY A. JONES, P.E.
 CITY OF TAMPA WATER DEPT.
 306 E. JACKSON ST., 5E
 TAMPA, FLA. 33602
 P.E. #79453

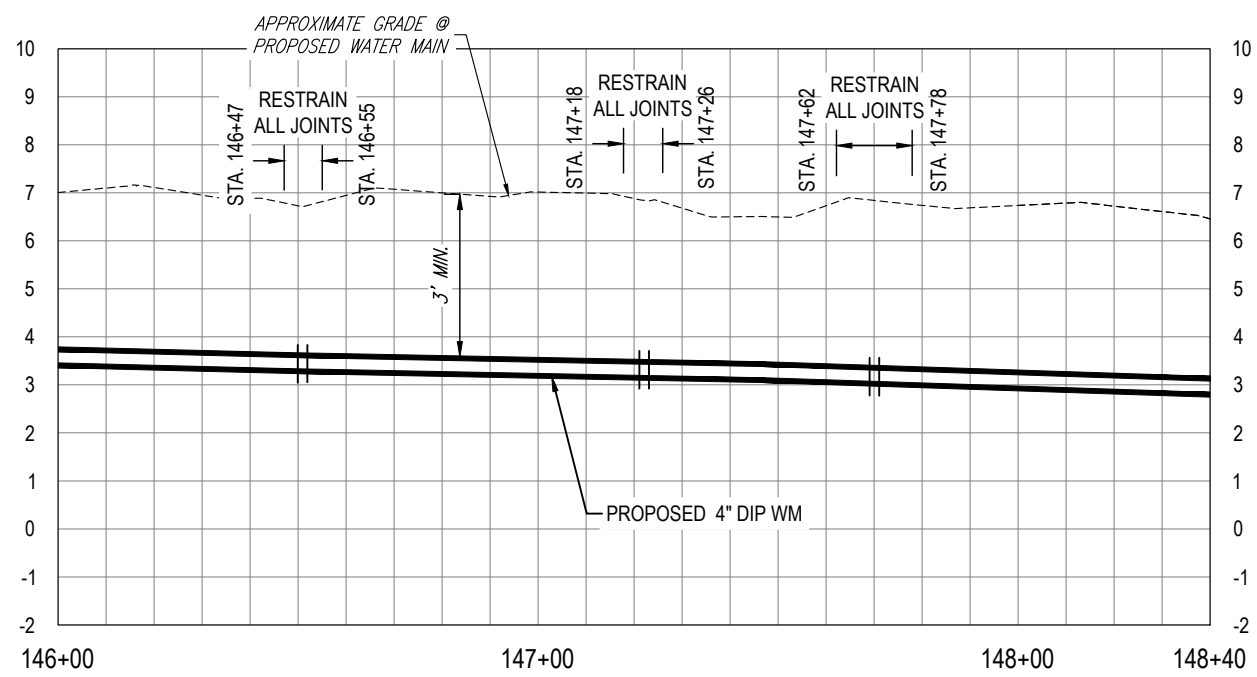
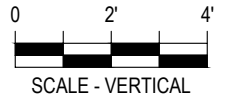
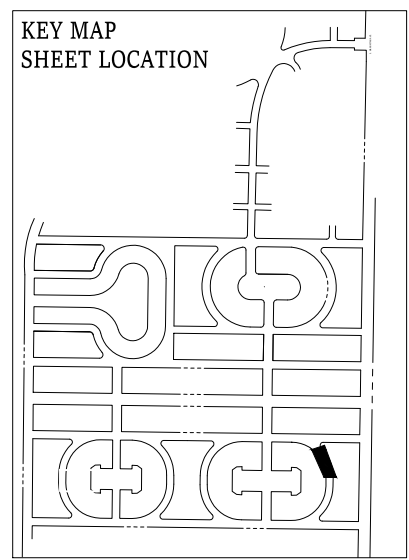
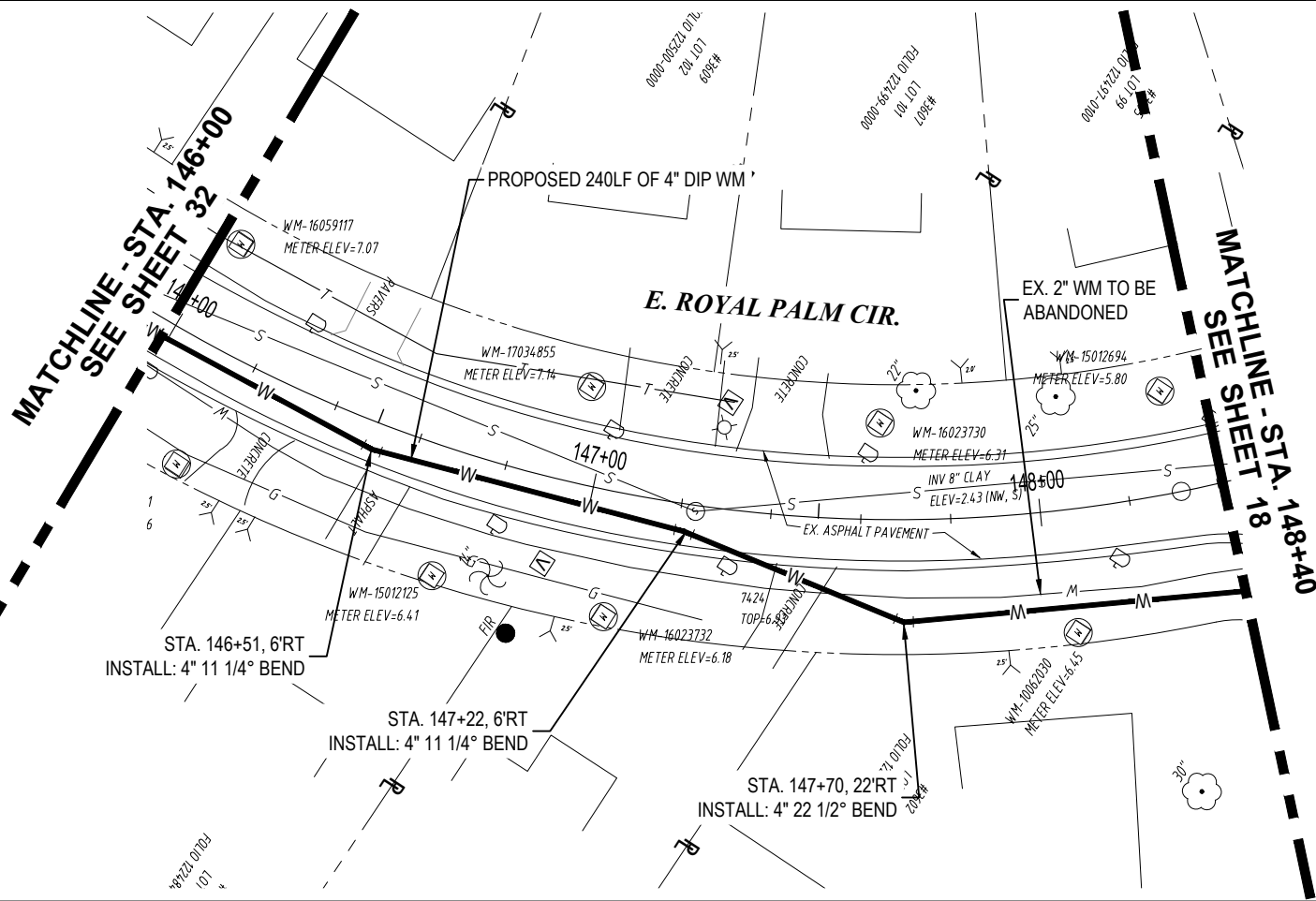
REV NO.	DATE	DESCRIPTION	BY

DESIGNED	NPP
DRAWN	JDM
CHECKED	RAJ
DATE	12/07/2020



100% PLANS	
WORK ORDER NO.	WTR-20-0003
RECORD DRAWING NO.	----
ATLAS PAGE K-8,K-9	SHEET 31 OF 67

BELMAR GARDENS WATER MAIN REPLACEMENT
 PLAN & PROFILE



K:\Projects\WTR\20\WTR-20-0003 - Belmar Gardens\02-Design\Drawings\01-Dwg\02-Sheets\WTR-20-0003-S_Remittie Ave.dwg, Sep 14, 2021 - 1:51pm

RORY A. JONES, P.E.
 CITY OF TAMPA WATER DEPT.
 306 E. JACKSON ST., 5E
 TAMPA, FLA. 33602
 P.E. #79453

REV NO.	DATE	DESCRIPTION	BY	DESIGNED	NPP
.	.	.	.	DRAWN	JDM
.	.	.	.	CHECKED	RAJ
.	.	.	.	DATE	12/07/2020

BELMAR GARDENS WATER MAIN REPLACEMENT

PLAN & PROFILE

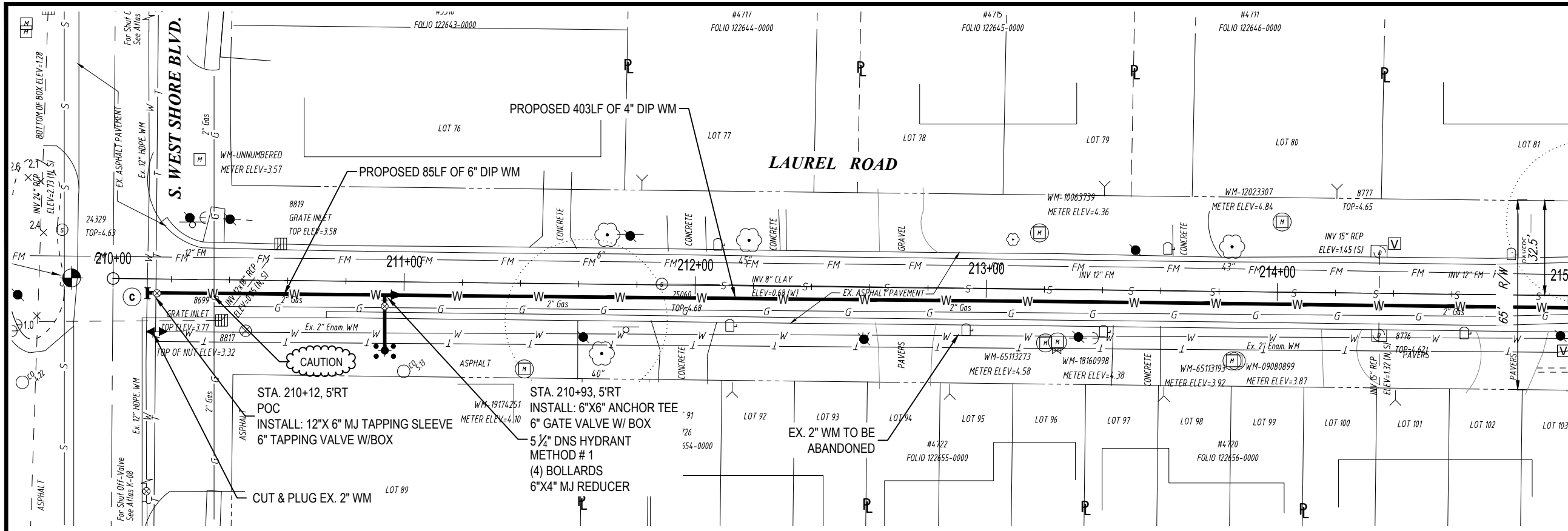


100% PLANS

WORK ORDER NO. WTR-20-0003

RECORD DRAWING NO. ----

ATLAS PAGE K-8,K-9 SHEET 33 OF 67



NORTH

S32-T29S-R18E

0 20' 40'

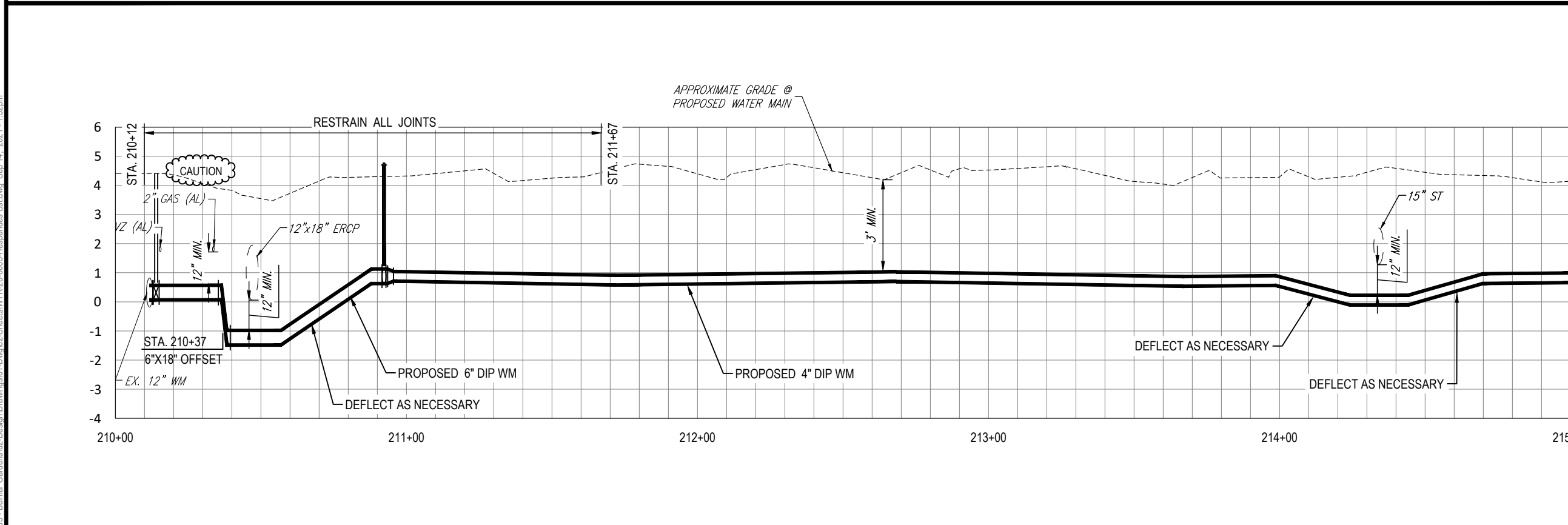
SCALE - HORIZONTAL

0 2' 4'

SCALE - VERTICAL

KEY MAP SHEET LOCATION

**MATCHLINE - STA. 215+00
SEE SHEET 35**



RORY A. JONES, P.E.
CITY OF TAMPA WATER DEPT.
306 E. JACKSON ST., 5E
TAMPA, FLA. 33602
P.E. #79453

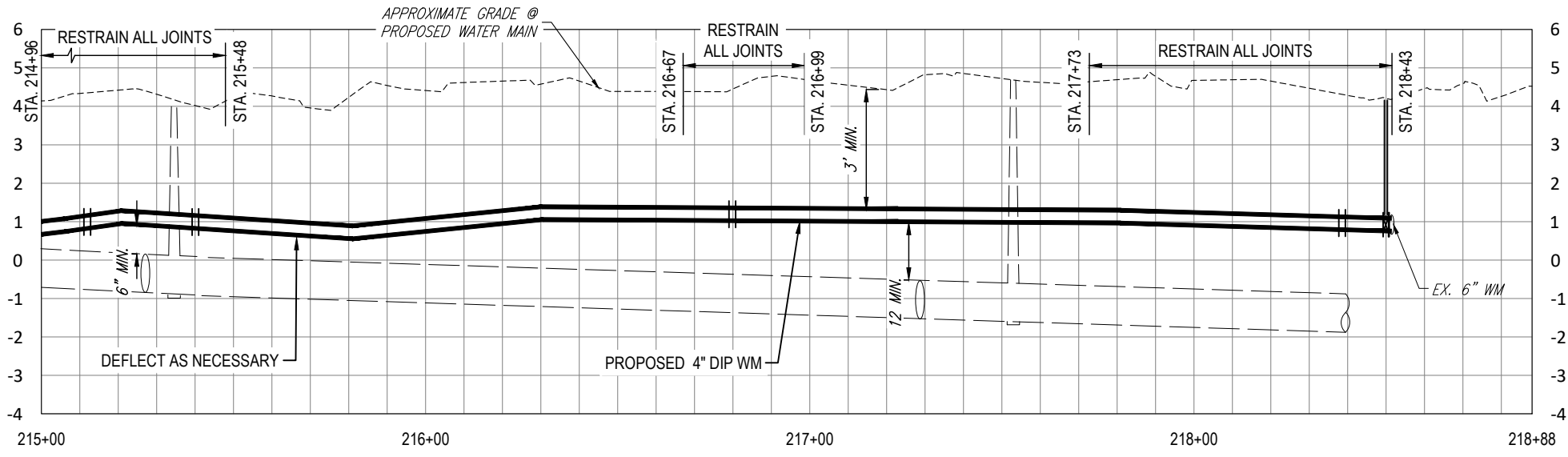
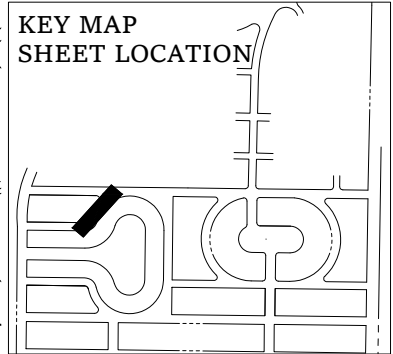
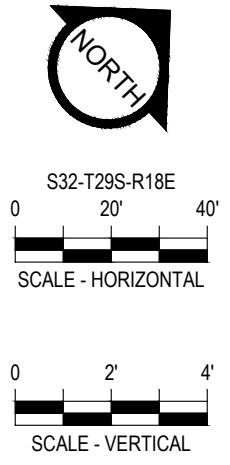
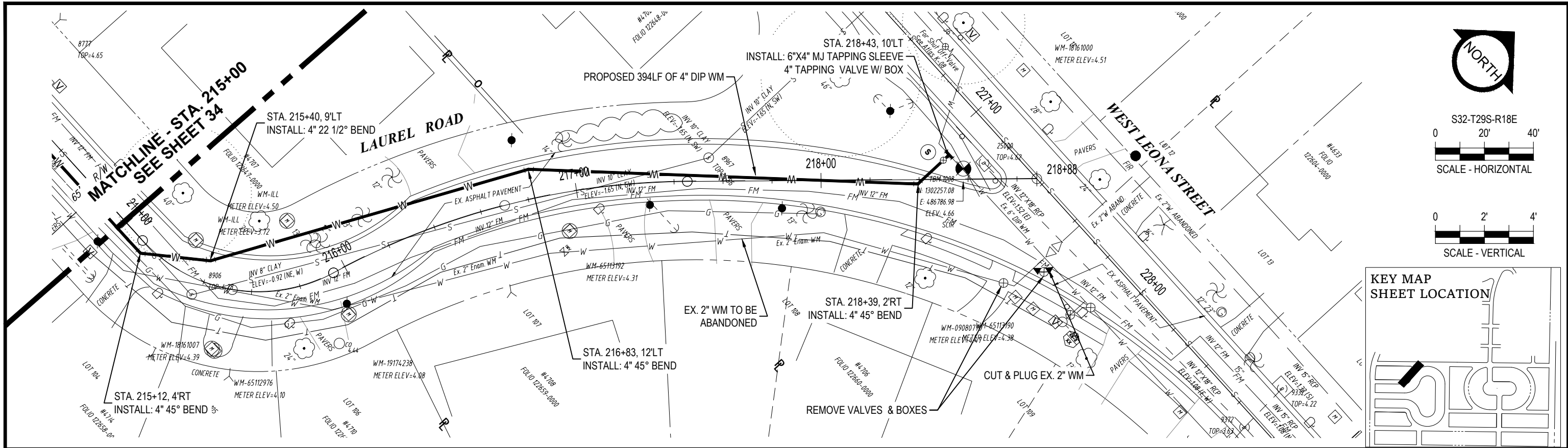
REV NO.	DATE	DESCRIPTION	BY

DESIGNED	NPP
DRAWN	JDM
CHECKED	RAJ
DATE	12/07/2020



100% PLANS	
WORK ORDER NO.	WTR-20-0003
RECORD DRAWING NO.	----
ATLAS PAGE K-8,K-9	SHEET 34 OF 67

K:\Projects\WTR\20\WTR-20-0003 - Belmar Gardens\02-Design\Drawings\01-Dwg\02-Sheets\WTR-20-0003-Hesperides Sst.dwg, Sep 14, 2021, 1:52pm



K:\Projects\WTR\20\WTR-20-0003 - Belmar Gardens\Drawings\01-Dwg\02-Sheets\WTR-20-0003-Hesperides Sst.dwg, Sep 14, 2021, 1:52pm

RORY A. JONES, P.E.
 CITY OF TAMPA WATER DEPT.
 306 E. JACKSON ST., 5E
 TAMPA, FLA. 33602
 P.E. #79453

REV. NO.	DATE	DESCRIPTION	BY

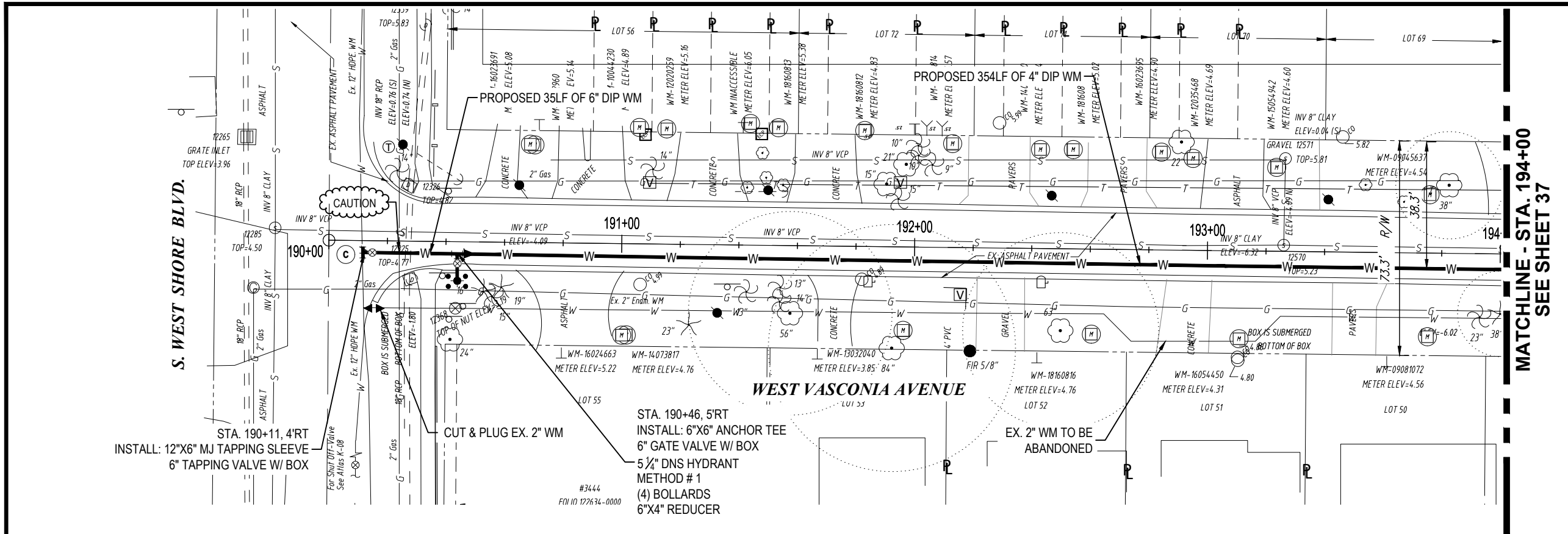
DESIGNED	NPP
DRAWN	JDM
CHECKED	RAJ
DATE	12/07/2020

BELMAR GARDENS WATER MAIN REPLACEMENT

PLAN & PROFILE



100% PLANS	
WORK ORDER NO.	WTR-20-0003
RECORD DRAWING NO.	----
ATLAS PAGE K-8,K-9	SHEET 35 OF 67



NORTH

S32-T29S-R18E

0 20' 40'

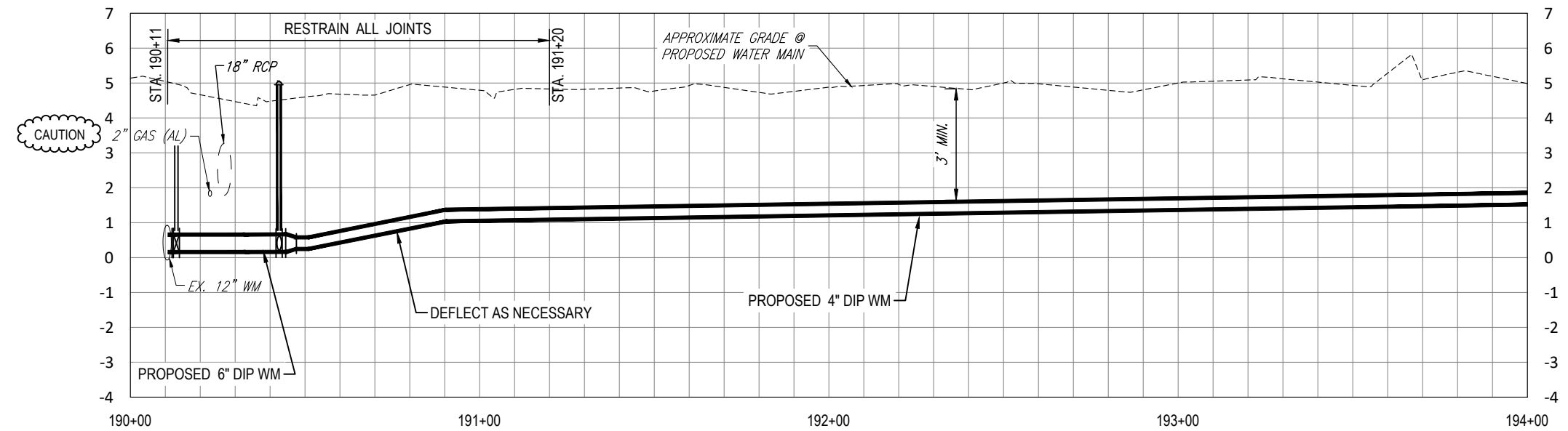
SCALE - HORIZONTAL

0 2' 4'

SCALE - VERTICAL

KEY MAP SHEET LOCATION

MATCHLINE - STA. 194+00 SEE SHEET 37



K:\Projects\WTR\20\WTR-20-0003 - Belmar Gardens\02-Design\Drawings\01-Dwg\02-Sheets\WTR-20-0003-Hesperides S&I.dwg, Sep 14, 2021, 1:55pm

RORY A. JONES, P.E.
 CITY OF TAMPA WATER DEPT.
 306 E. JACKSON ST., 5E
 TAMPA, FLA. 33602
 P.E. #79453

REV NO.	DATE	DESCRIPTION	BY

DESIGNED	NPP
DRAWN	JDM
CHECKED	RAJ
DATE	12/07/2020

BELMAR GARDENS WATER MAIN REPLACEMENT

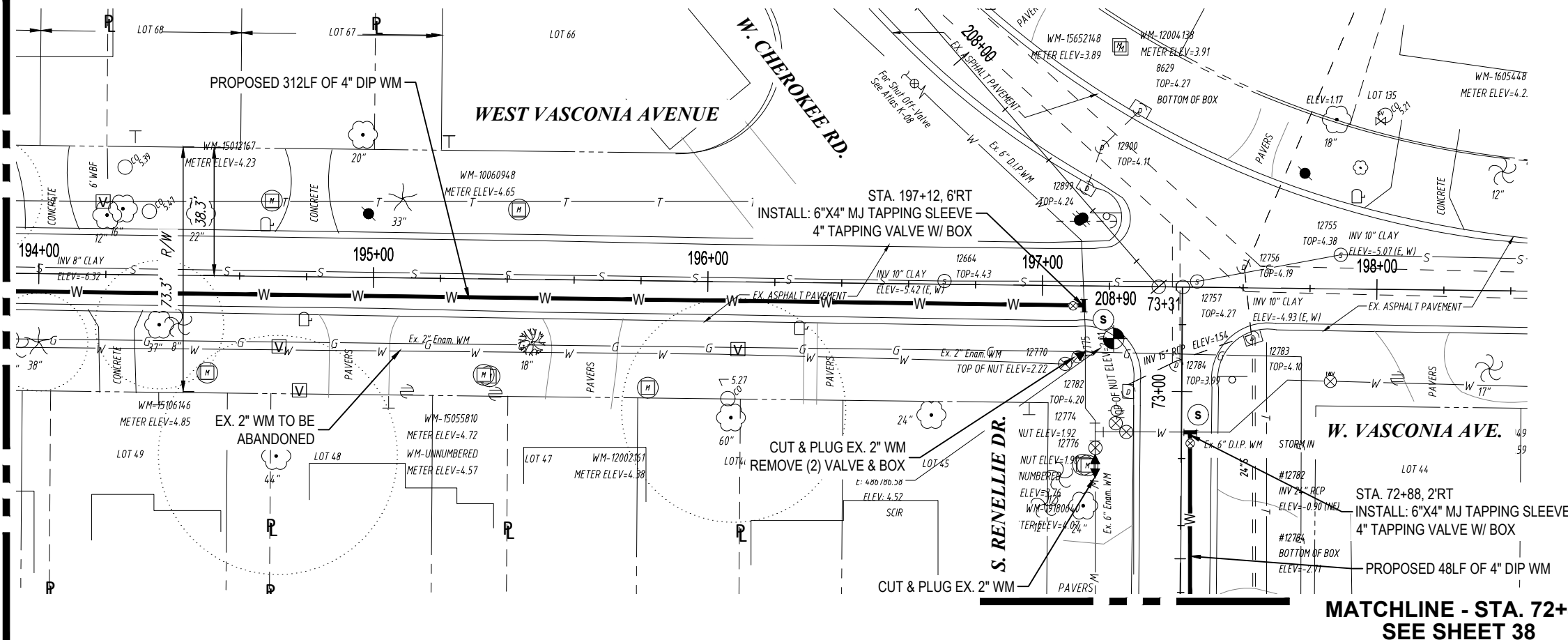
PLAN & PROFILE



100% PLANS

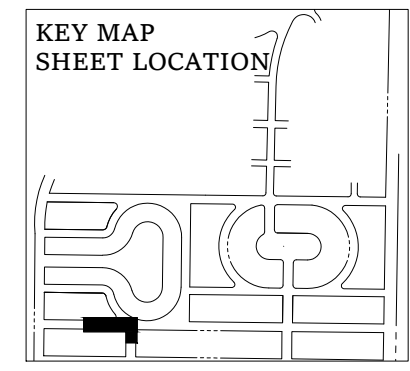
WORK ORDER NO.	WTR-20-0003
RECORD DRAWING NO.	----
ATLAS PAGE K-8,K-9	SHEET 36 OF 67

MATCHLINE - STA. 194+00
SEE SHEET 36



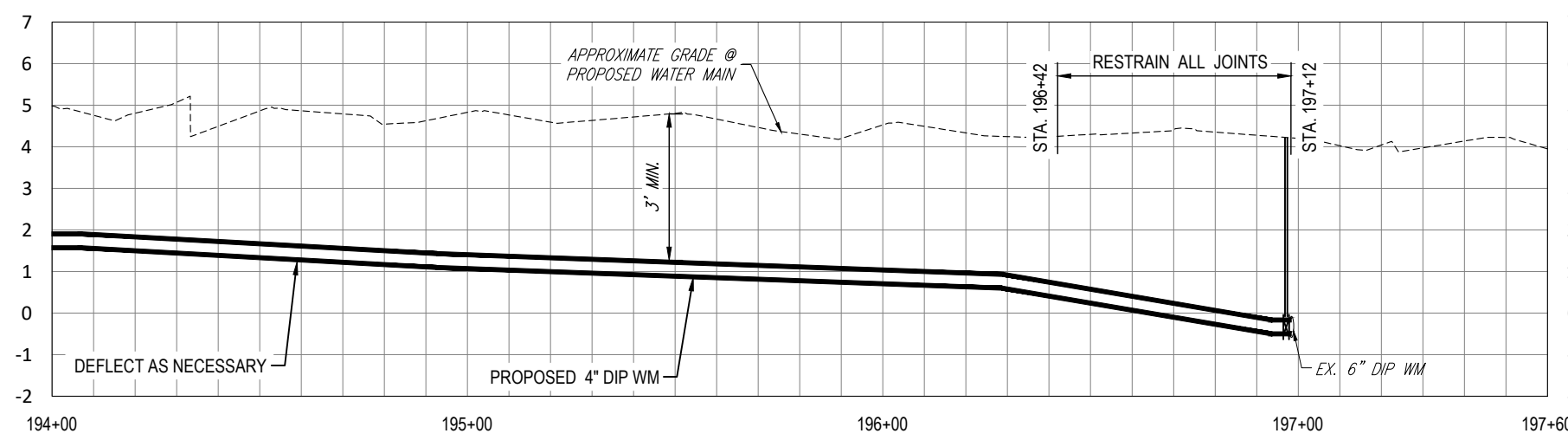
S32-T29S-R18E
0 20' 40'
SCALE - HORIZONTAL

0 2' 4'
SCALE - VERTICAL

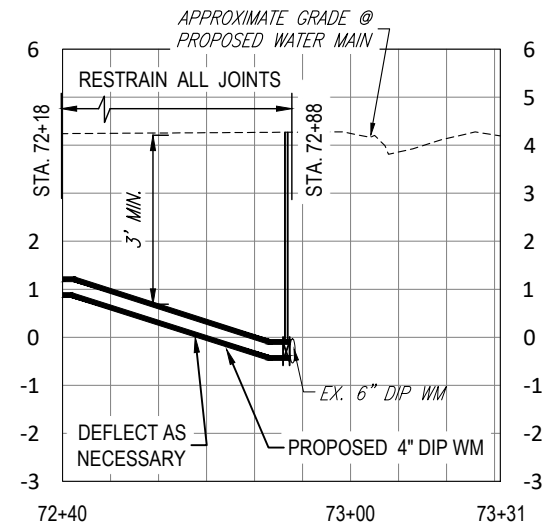


MATCHLINE - STA. 72+40
SEE SHEET 38

PROFILE VIEW OF W VASCONIA AVENUE



PROFILE VIEW OF S RENELLIE DRIVE - 2



RORY A. JONES, P.E.
CITY OF TAMPA WATER DEPT.
306 E. JACKSON ST., 5E
TAMPA, FLA. 33602
P.E. #79453

REV. NO.	DATE	DESCRIPTION	BY	DESIGNED	NPP

DATE 12/07/2020

BELMAR GARDENS WATER MAIN
REPLACEMENT

PLAN & PROFILE

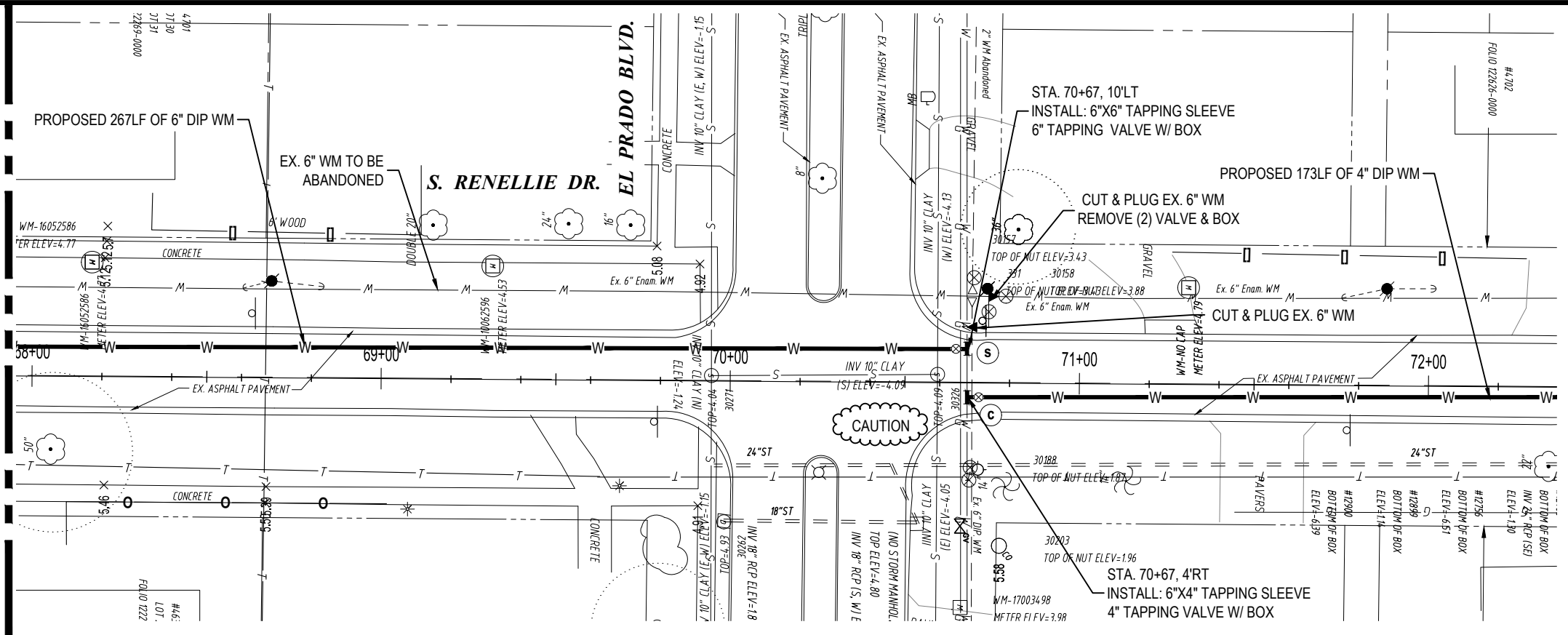


100% PLANS

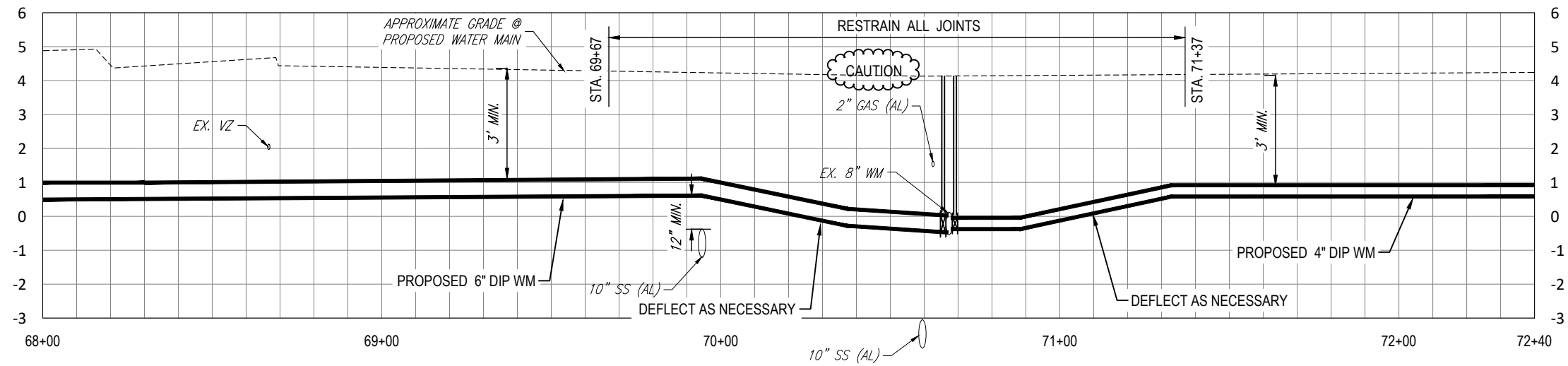
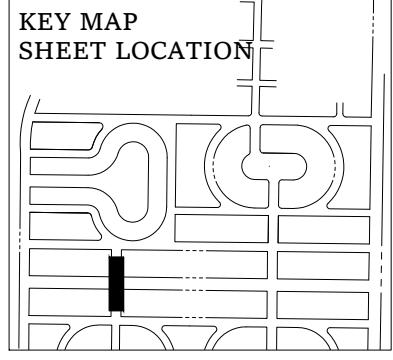
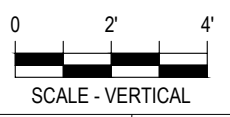
WORK ORDER NO.	WTR-20-0003
RECORD DRAWING NO.	----
ATLAS PAGE K-8,K-9	SHEET 37 OF 67

K:\Projects\WTR\20\WTR-20-0003 - Belmar Gardens\02-Design\Drawings\01-Dwg\02-Sheets\WTR-20-0003-Hesperides Ssd.dwg, Sep 14, 2021, 1:54pm

MATCHLINE - STA. 68+00
SEE SHEET 14



MATCHLINE - STA. 72+40
SEE SHEET 37



K:\Projects\WTR\20\WTR-20-0003 - Belmar Gardens\02-Design\Drawings\01-Dwg\02-Sheets\WTR-20-0003-Hesperides Sst.dwg, Sep 14, 2021, 1:55pm

RORY A. JONES, P.E.
CITY OF TAMPA WATER DEPT.
306 E. JACKSON ST., 5E
TAMPA, FLA. 33602
P.E. #79453

REV NO.	DATE	DESCRIPTION	BY

DESIGNED	NPP
DRAWN	JDM
CHECKED	RAJ
DATE	12/07/2020

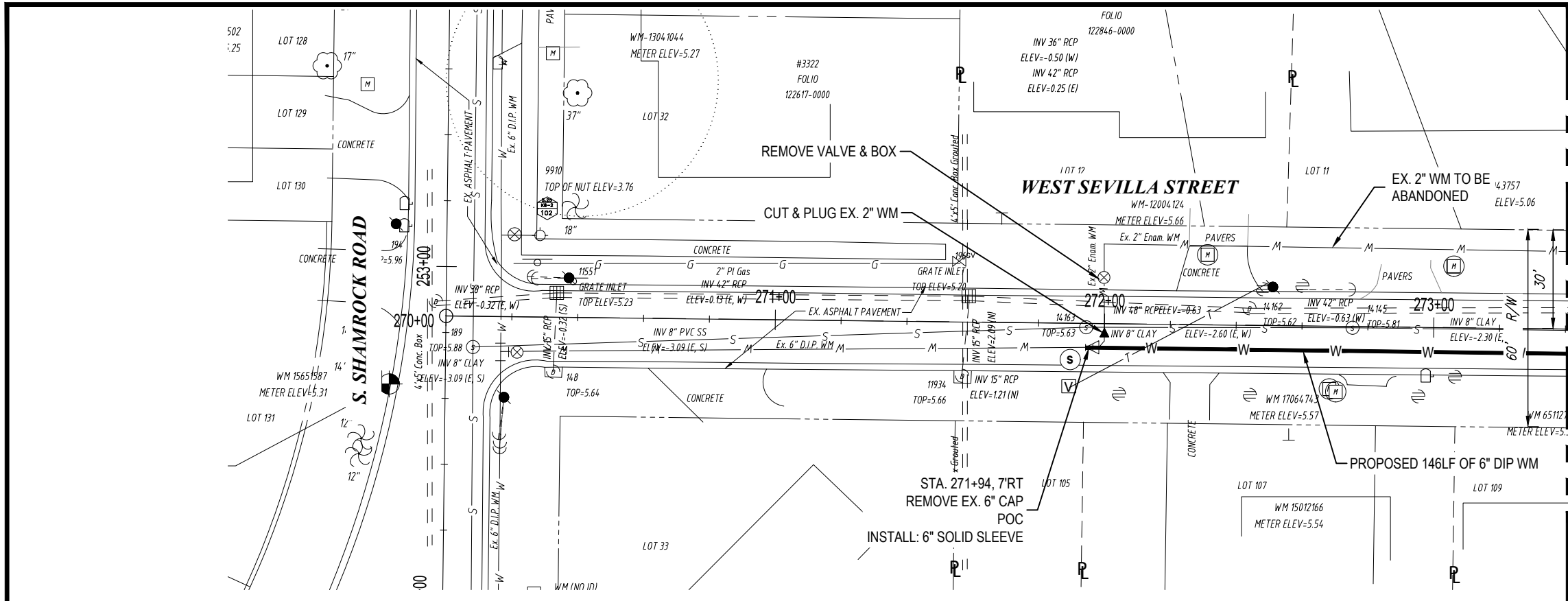
BELMAR GARDENS WATER MAIN
REPLACEMENT

PLAN & PROFILE

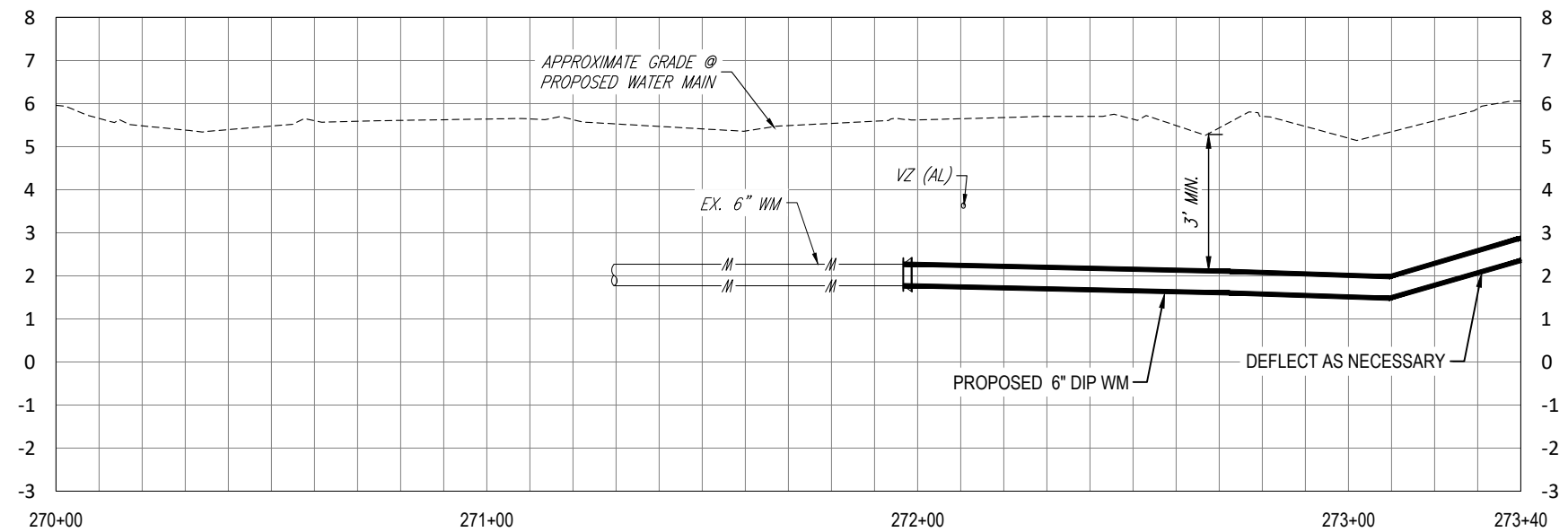
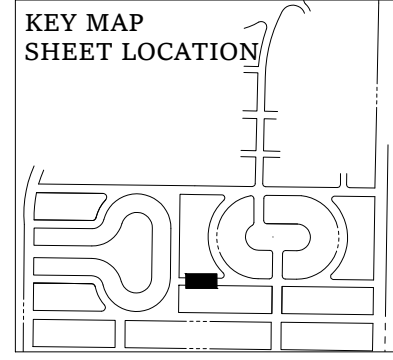
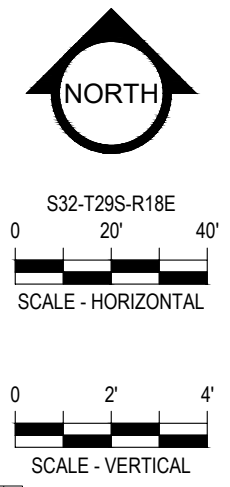


100% PLANS

WORK ORDER NO.	WTR-20-0003
RECORD DRAWING NO.	----
ATLAS PAGE K-8,K-9	SHEET 38 OF 67



MATCHLINE - STA. 273+40
SEE SHEET 40



K:\Projects\WTR\20\WTR-20-0003 - Belmar Gardens\02-Design\Drawings\01-Dwg\02-Sheets\WTR-20-0003-Hesperides S&I.dwg, Sep 14, 2021, 1:55pm

RORY A. JONES, P.E.
CITY OF TAMPA WATER DEPT.
306 E. JACKSON ST., 5E
TAMPA, FLA. 33602
P.E. #79453

REV NO.	DATE	DESCRIPTION	BY	DESIGNED	NPP

DATE 12/07/2020

BELMAR GARDENS WATER MAIN
REPLACEMENT

PLAN & PROFILE

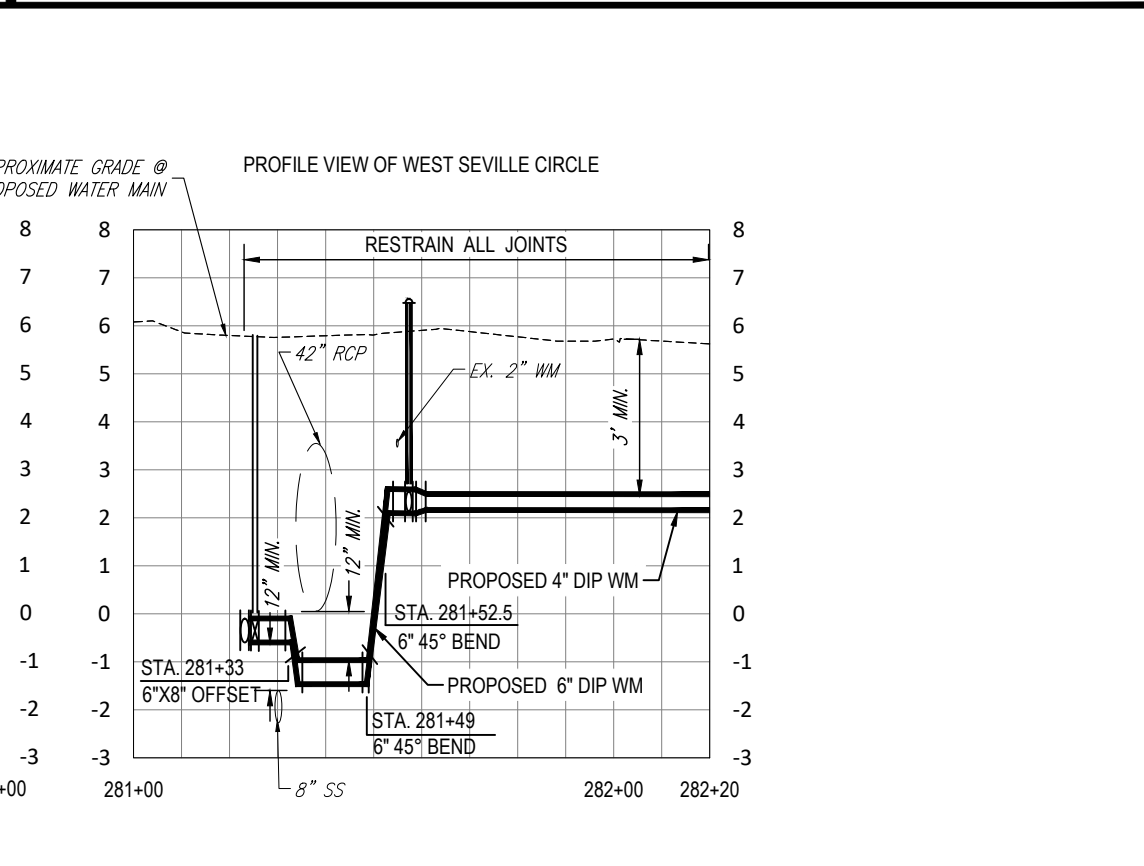
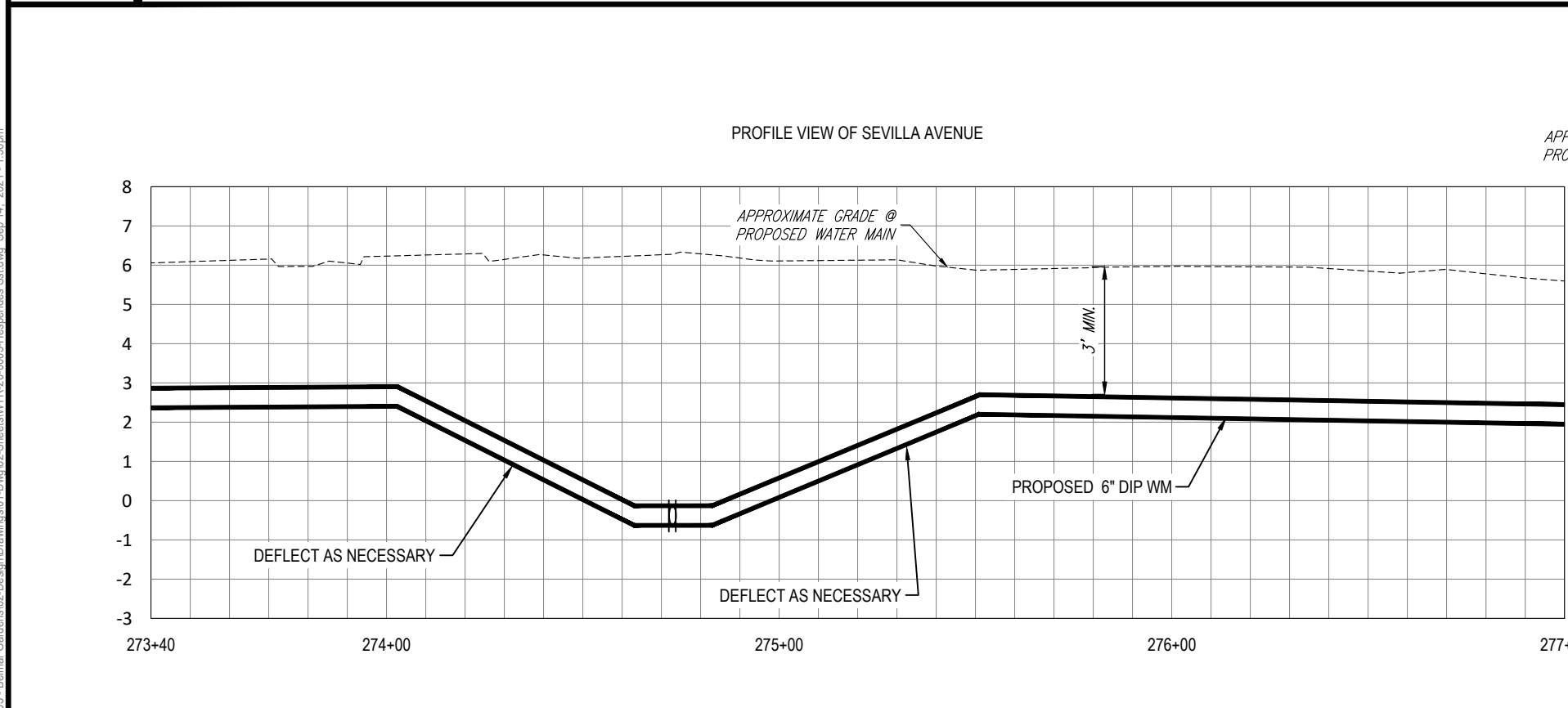
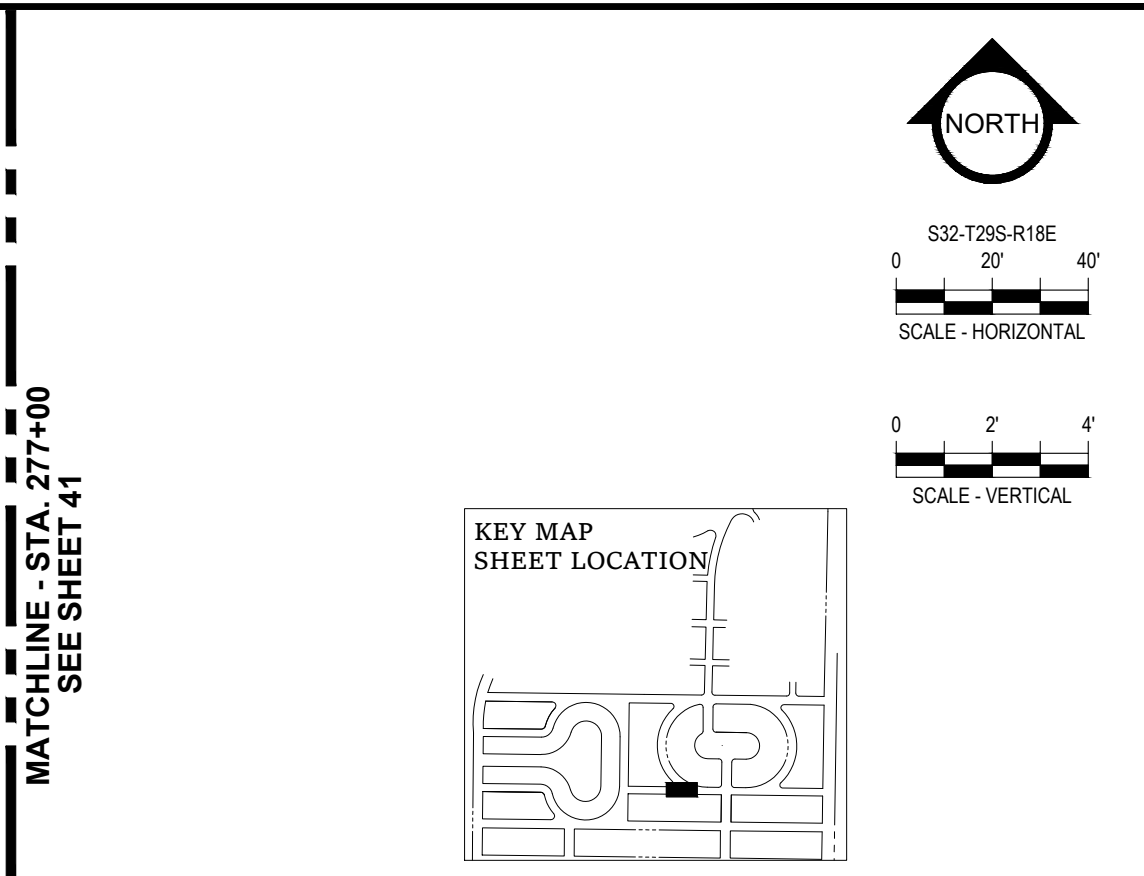
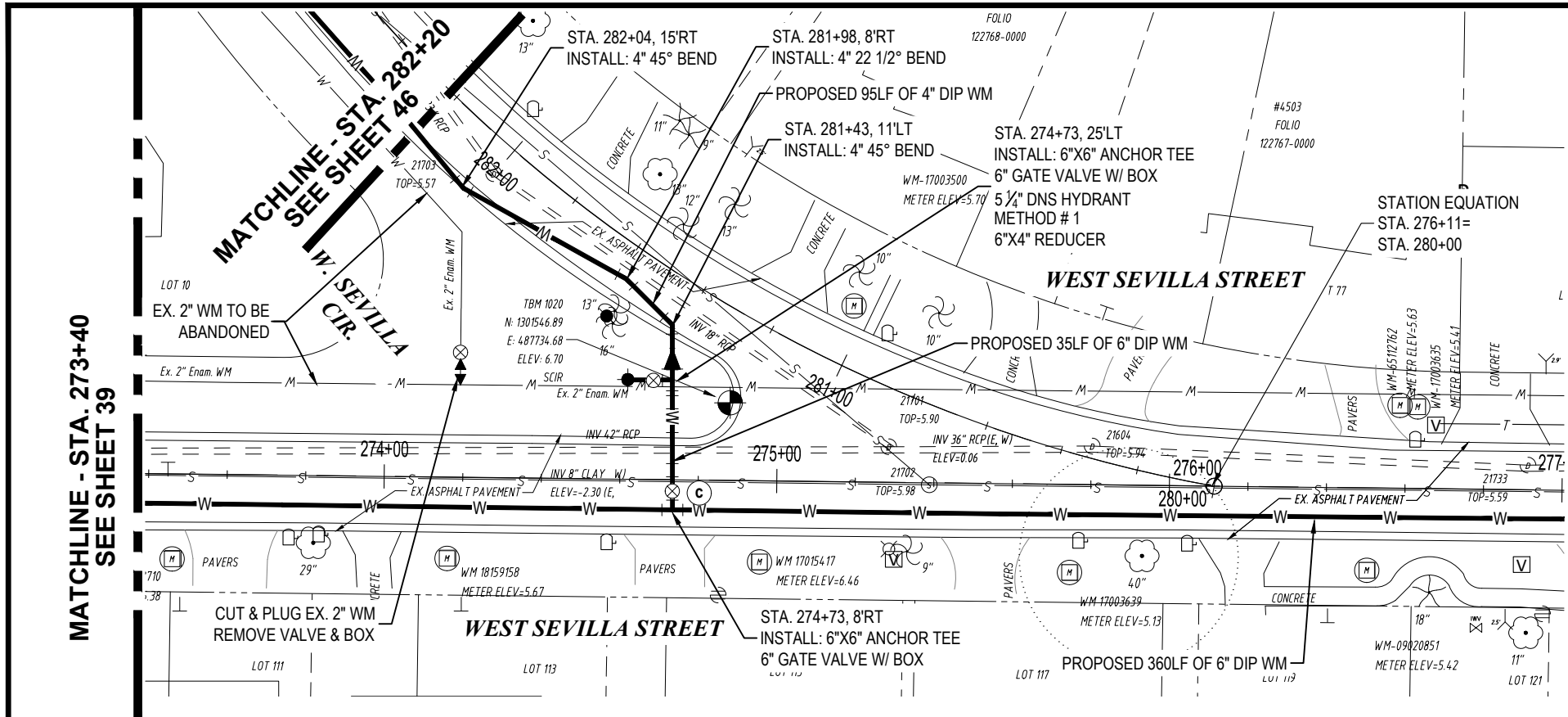


100% PLANS

WORK ORDER NO. WTR-20-0003

RECORD DRAWING NO. ----

ATLAS PAGE K-8,K-9 SHEET 39 OF 67



RORY A. JONES, P.E.
 CITY OF TAMPA WATER DEPT.
 306 E. JACKSON ST., 5E
 TAMPA, FLA. 33602
 P.E. #79453

REV NO.	DATE	DESCRIPTION	BY

DESIGNED NPP
 DRAWN JDM
 CHECKED RAJ
 DATE 12/07/2020

BELMAR GARDENS WATER MAIN REPLACEMENT

PLAN & PROFILE

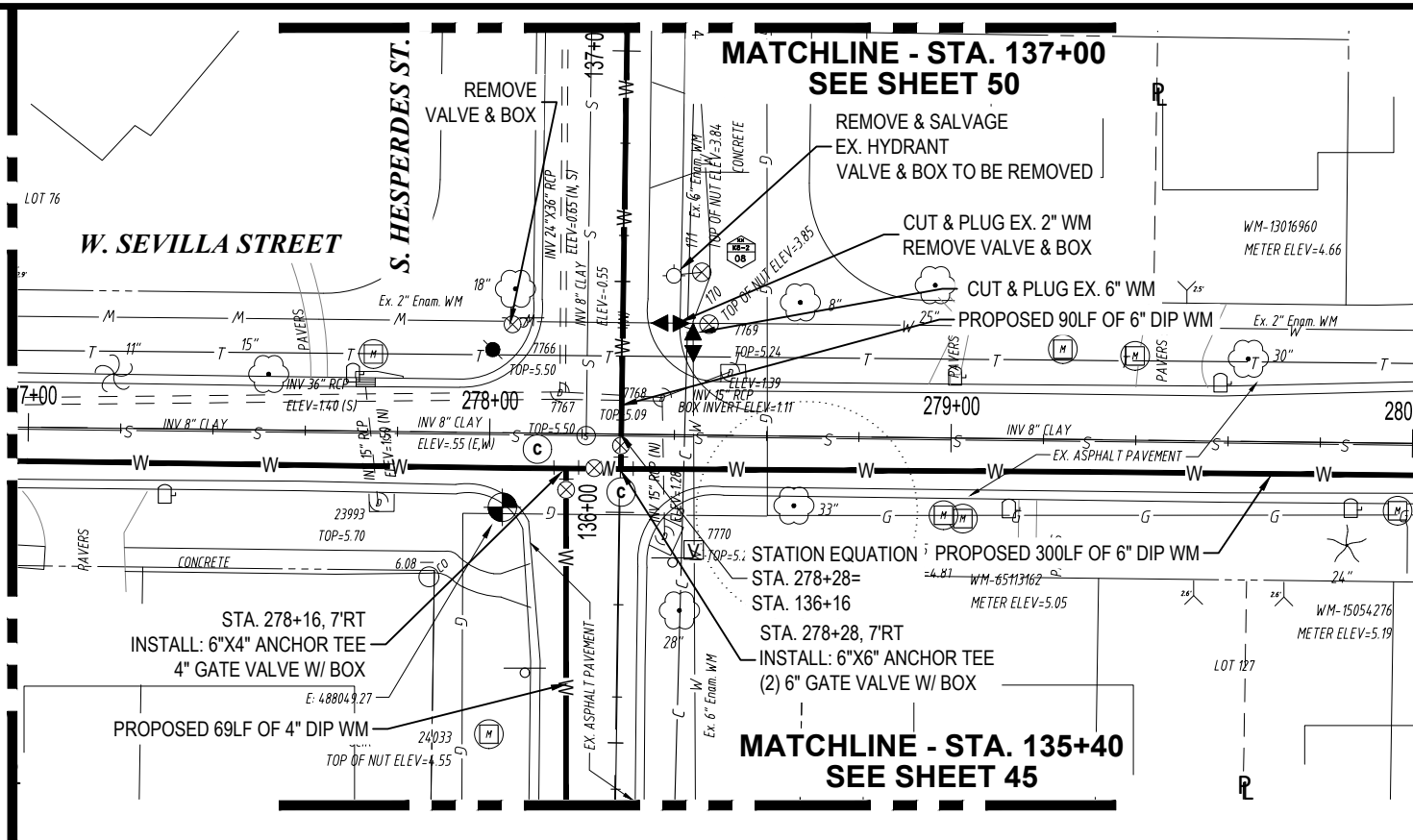


100% PLANS

WORK ORDER NO. WTR-20-0003
 RECORD DRAWING NO. ----
 ATLAS PAGE K-8,K-9 SHEET 40 OF 67

K:\Projects\WTR\20\WTR-20-0003 - Belmar Gardens\02-Design\Drawings\01-Dwg\02-Sheets\WTR-20-0003-Hesperides Ssd.dwg, Sep 14, 2021, 1:56pm

MATCHLINE - STA. 277+00
SEE SHEET 40

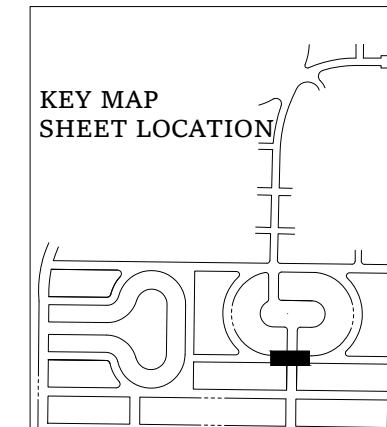


MATCHLINE - STA. 280+00
SEE SHEET 42

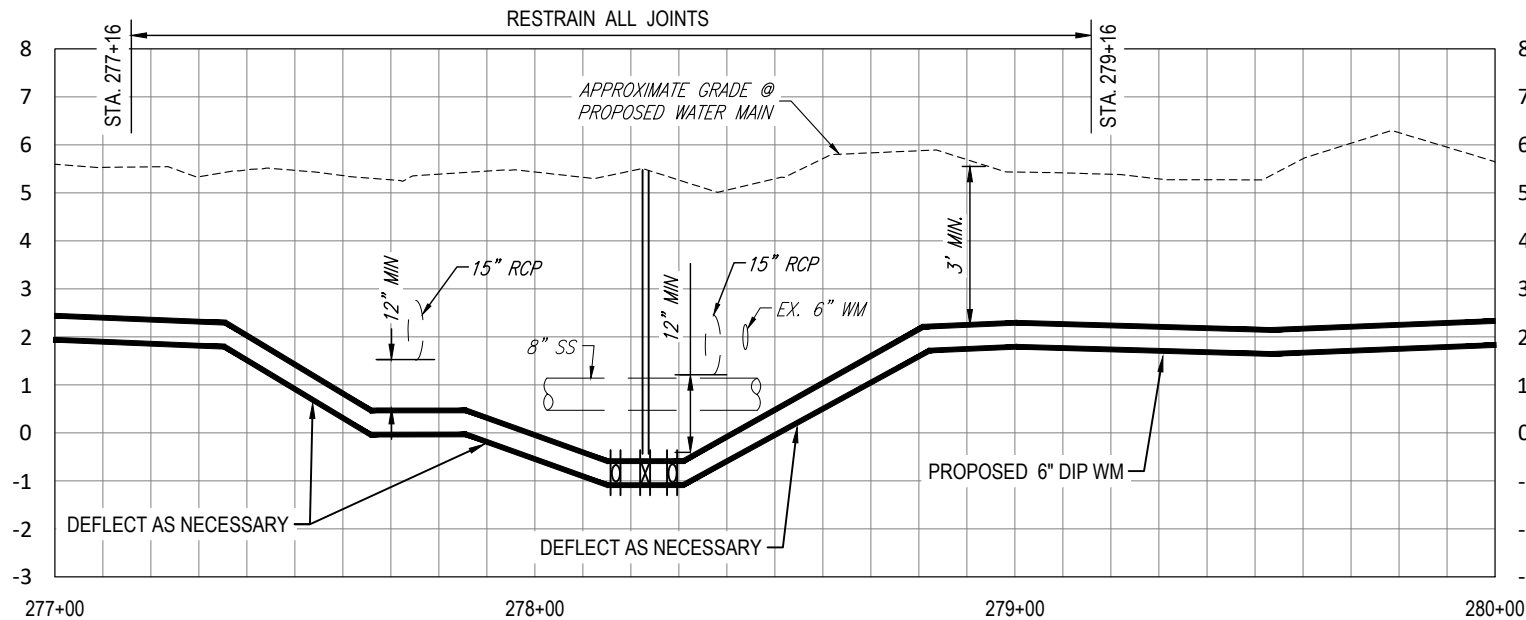


S32-T29S-R18E
0 20' 40'
SCALE - HORIZONTAL

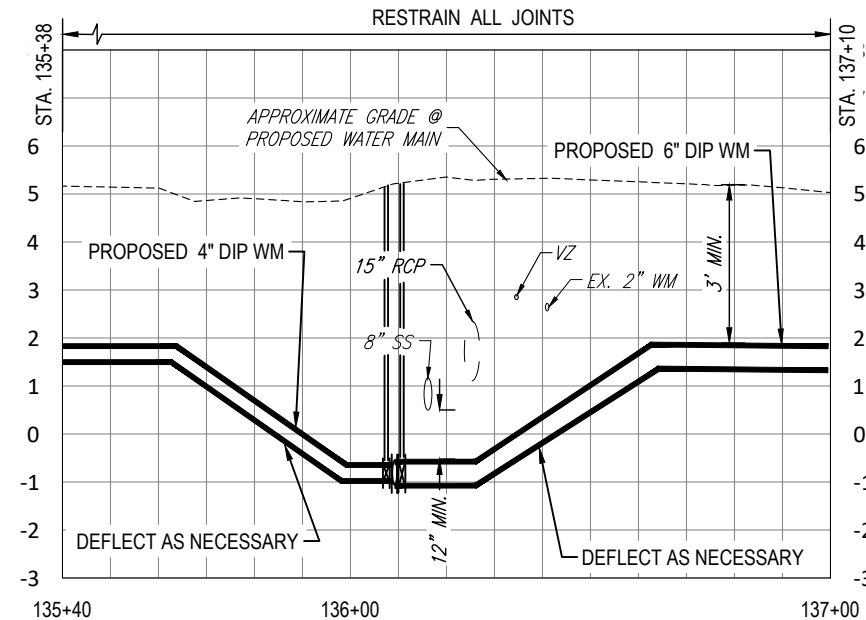
0 2' 4'
SCALE - VERTICAL



PROFILE VIEW OF SEVILLA AVENUE



PROFILE VIEW OF HESPERIDES ST.



RORY A. JONES, P.E.
CITY OF TAMPA WATER DEPT.
306 E. JACKSON ST., 5E
TAMPA, FLA. 33602
P.E. #79453

REV. NO.	DATE	DESCRIPTION	BY	DESIGNED	NPP

BELMAR GARDENS WATER MAIN
REPLACEMENT

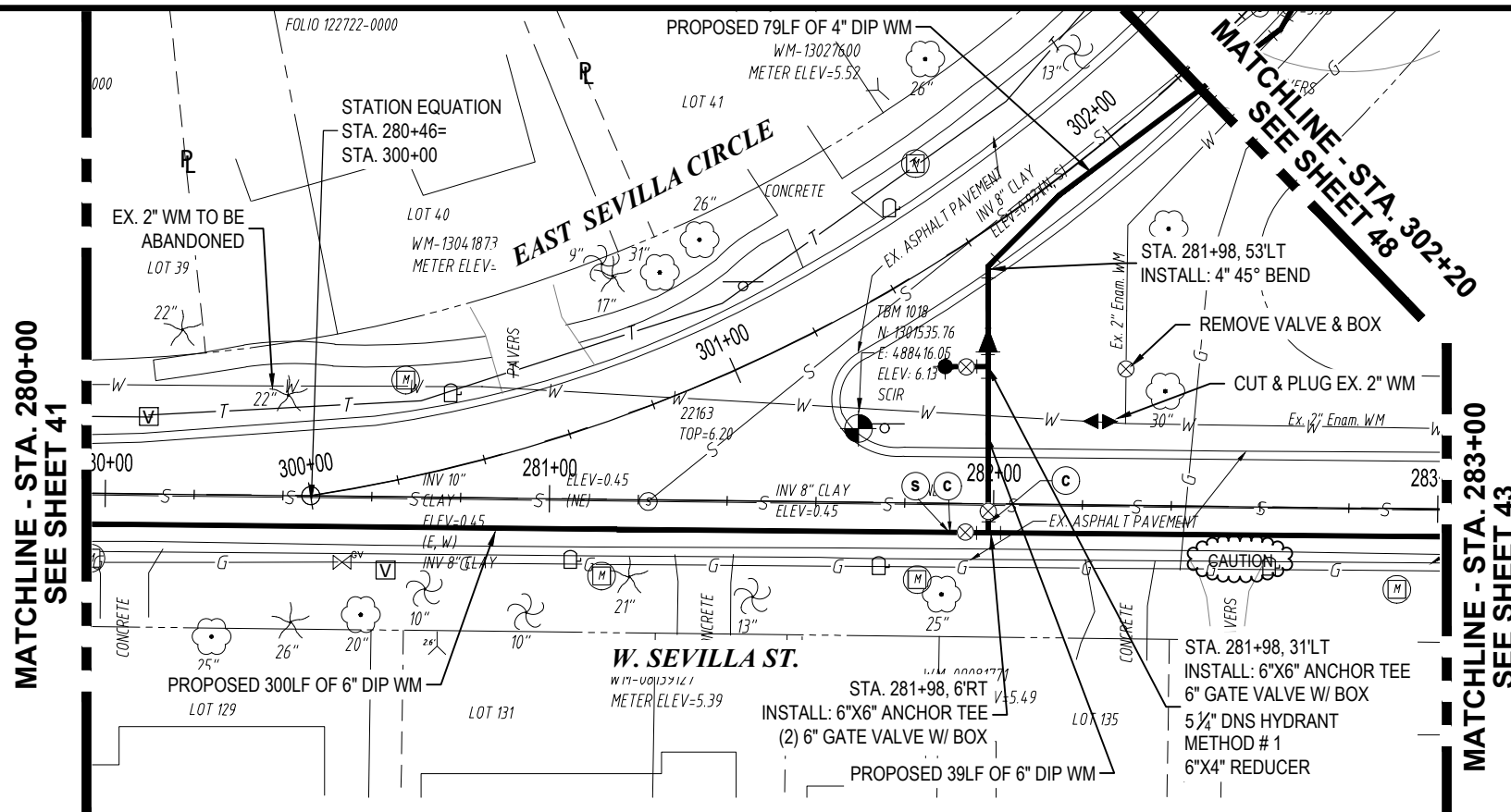
PLAN & PROFILE



100% PLANS

WORK ORDER NO. WTR-20-0003
RECORD DRAWING NO. ----
ATLAS PAGE K-8,K-9 SHEET 41 OF 67

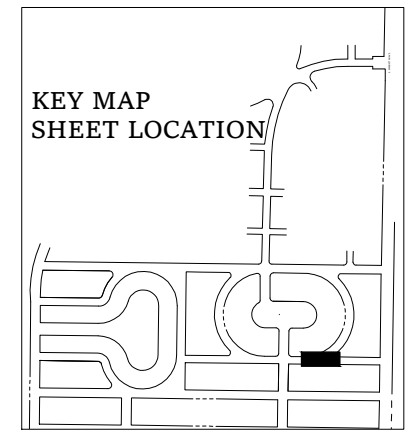
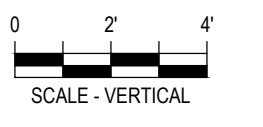
K:\Projects\WTR\20\WTR-20-0003 - Belmar Gardens\02-Design\Drawings\01-Dwg\02-Sheets\WTR-20-0003-Hesperides Ssd.dwg, Sep 14, 2021, 1:57pm



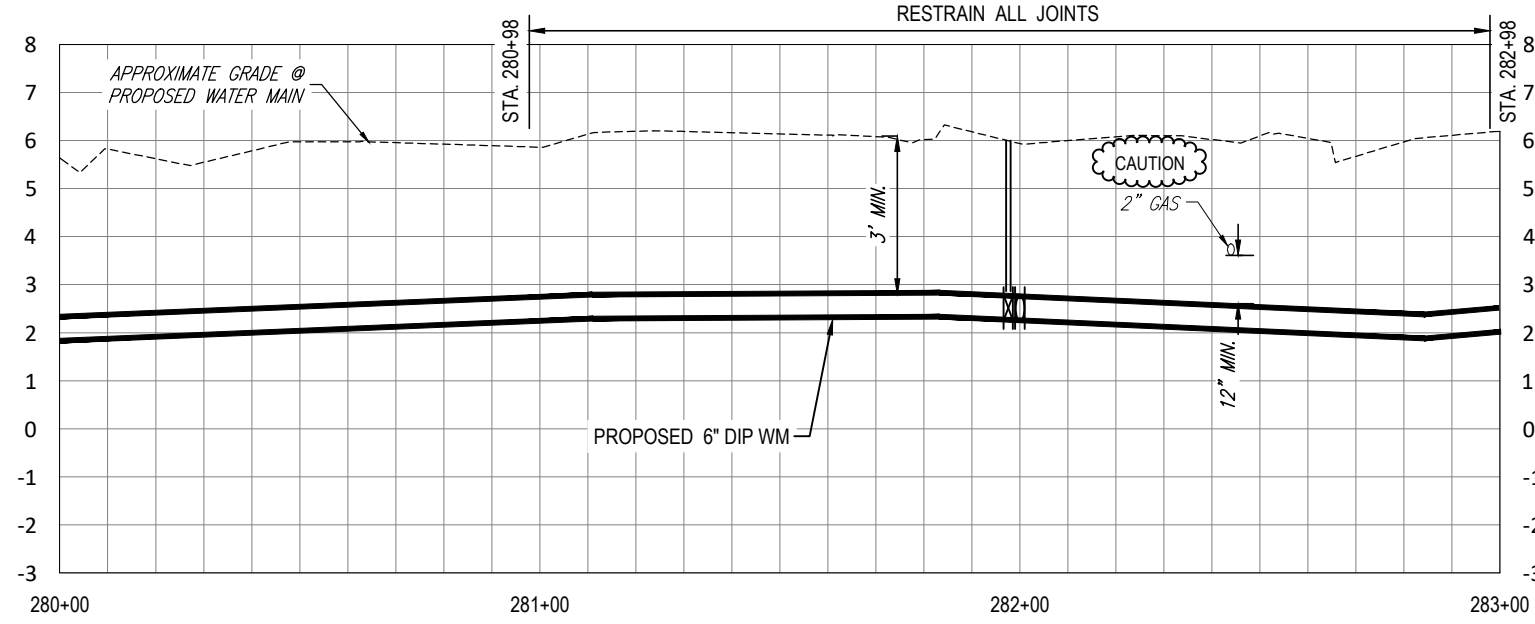
MATCHLINE - STA. 280+00
SEE SHEET 41

MATCHLINE - STA. 283+00
SEE SHEET 43

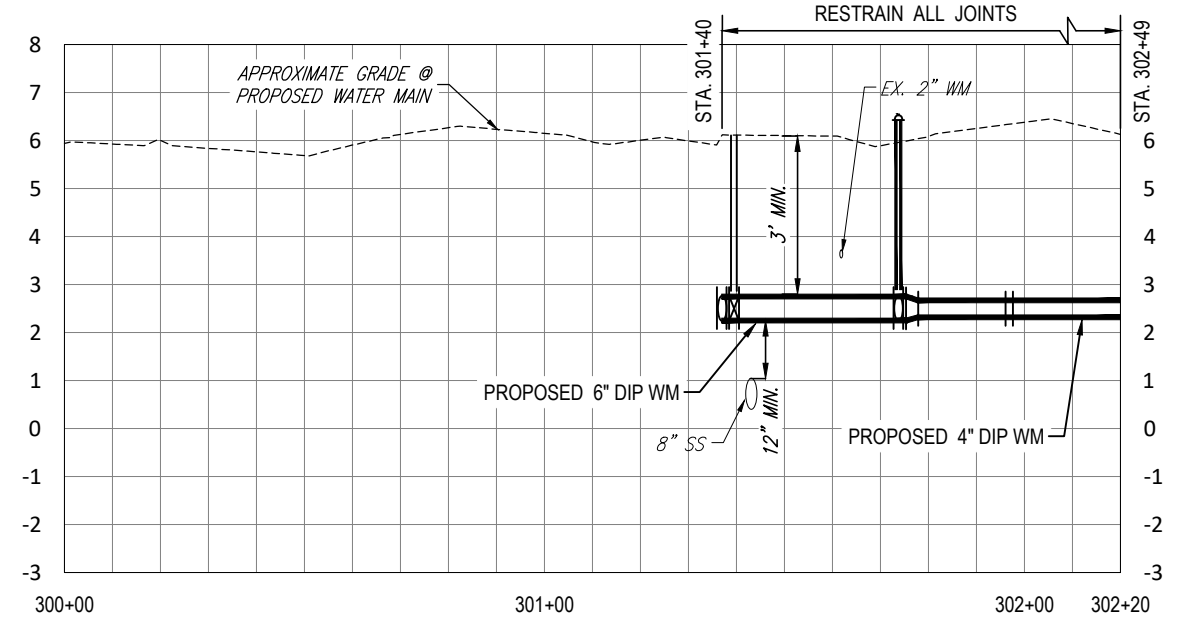
MATCHLINE - STA. 302+20
SEE SHEET 48



PROFILE VIEW OF SEVILLA AVENUE



PROFILE VIEW OF EAST SEVILLE CIRCLE



K:\Projects\WTR\20\WTR-20-0003 - Belmar Gardens\02-Design\Drawings\01-Dwg\02-Sheets\WTR-20-0003-Hesperides Ssd.dwg, Oct-07, 2021 - 2:15pm

RORY A. JONES, P.E.
CITY OF TAMPA WATER DEPT.
306 E. JACKSON ST., 5E
TAMPA, FLA. 33602
P.E. #79453

REV. NO.	DATE	DESCRIPTION	BY	DESIGNED	NPP

BELMAR GARDENS WATER MAIN
REPLACEMENT

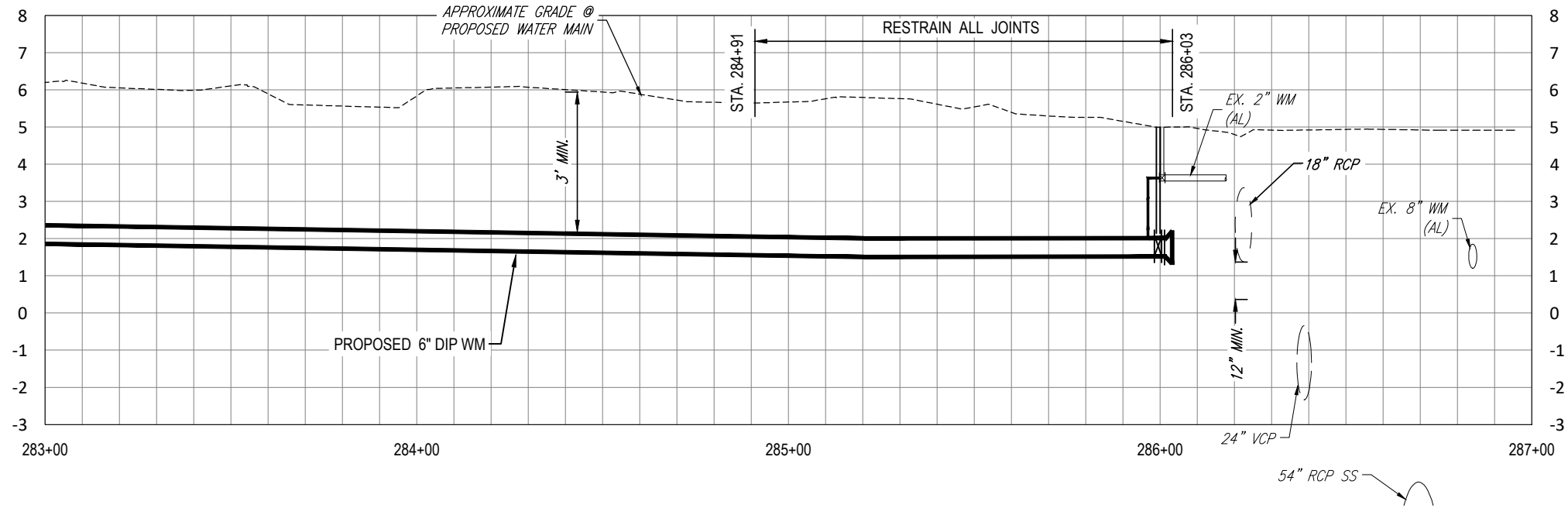
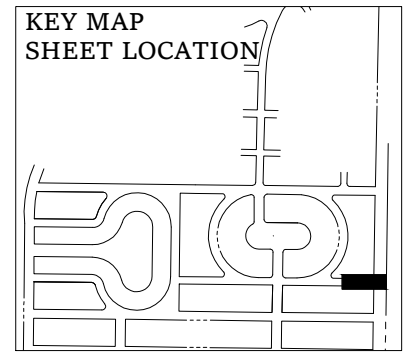
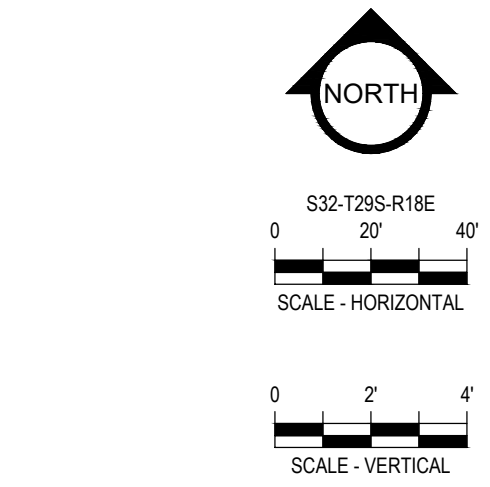
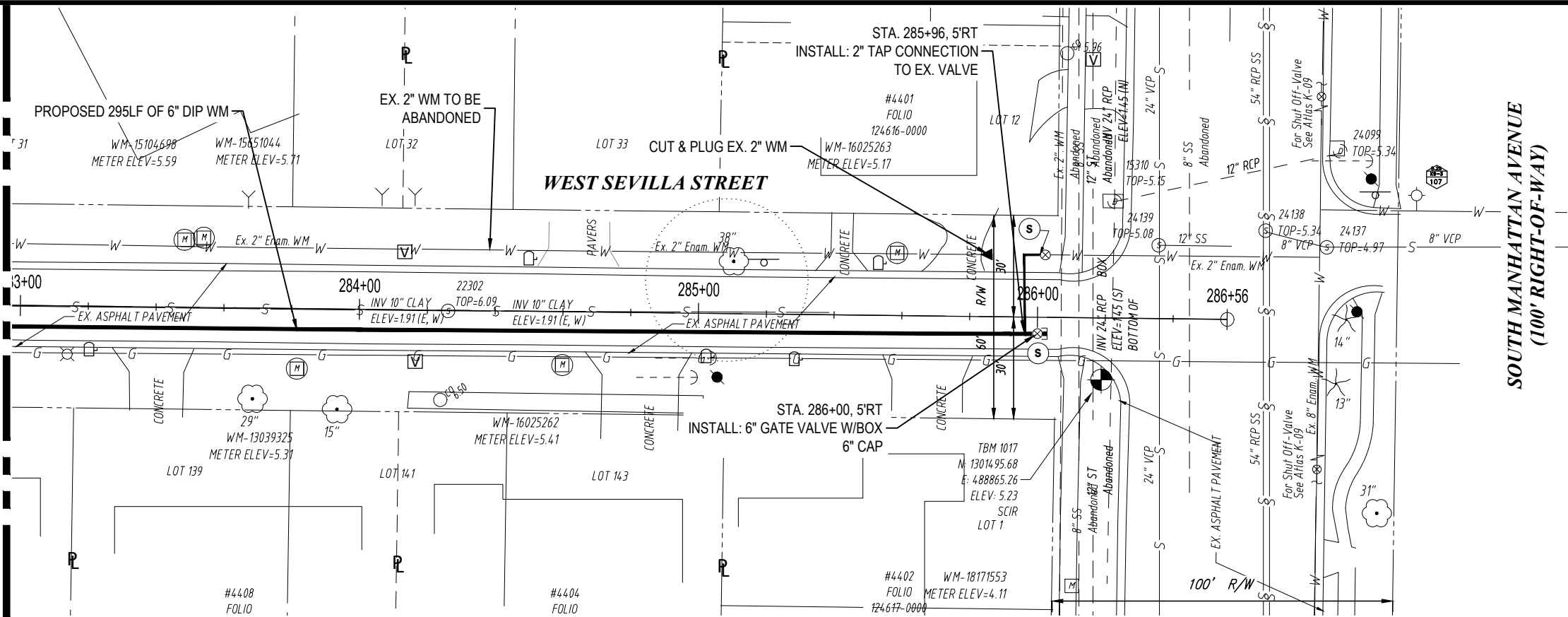
PLAN & PROFILE



100% PLANS

WORK ORDER NO.	WTR-20-0003
RECORD DRAWING NO.	----
ATLAS PAGE K-8,K-9	SHEET 42 OF 67

MATCHLINE - STA. 283+00
SEE SHEET 42



K:\Projects\WTR\20\WTR-20-0003 - Belmar Gardens\02-Design\Drawings\01-Dwg\02-Sheets\WTR-20-0003-Hesperides Sst.dwg Oct-07, 2021 - 10:03am

RORY A. JONES, P.E.
CITY OF TAMPA WATER DEPT.
306 E. JACKSON ST., 5E
TAMPA, FLA. 33602
P.E. #79453

REV NO.	DATE	DESCRIPTION	BY	DESIGNED	NPP

BELMAR GARDENS WATER MAIN
REPLACEMENT

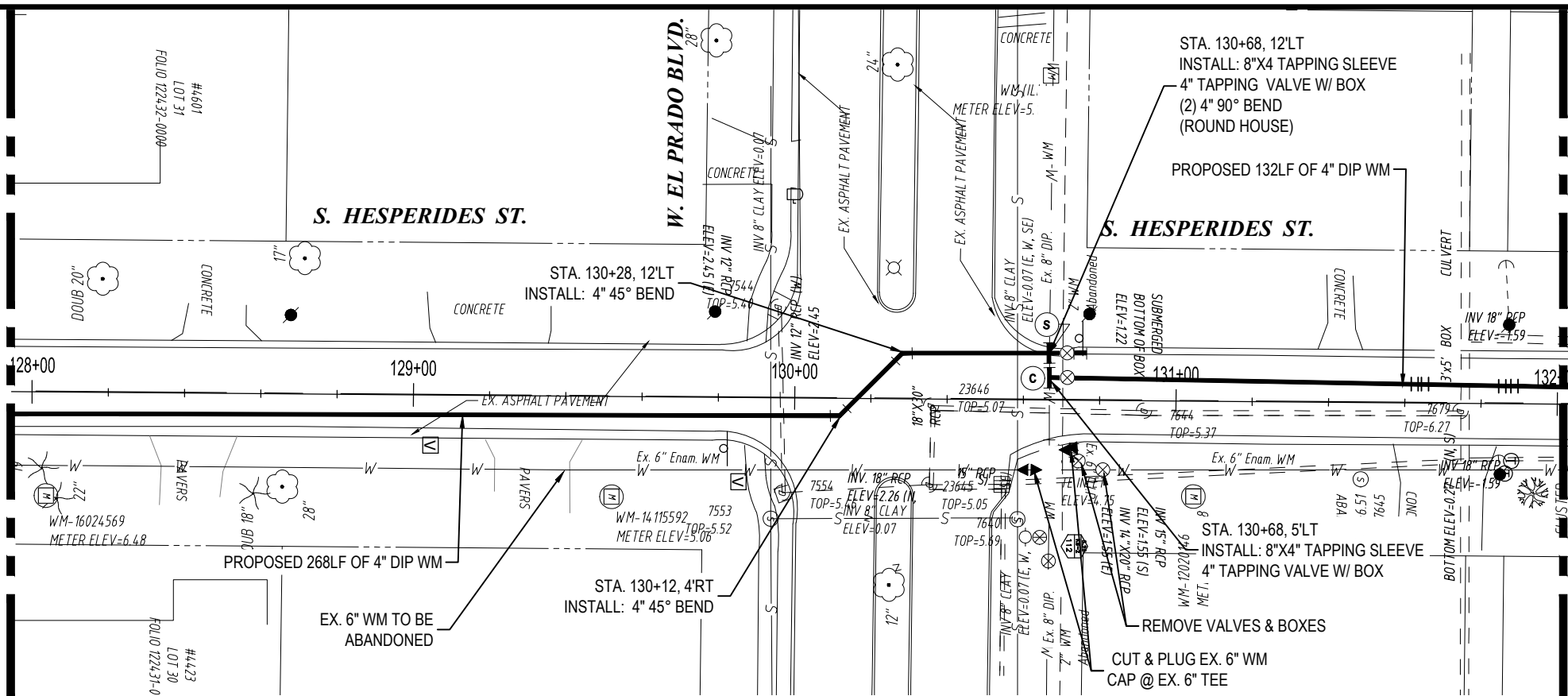
PLAN & PROFILE



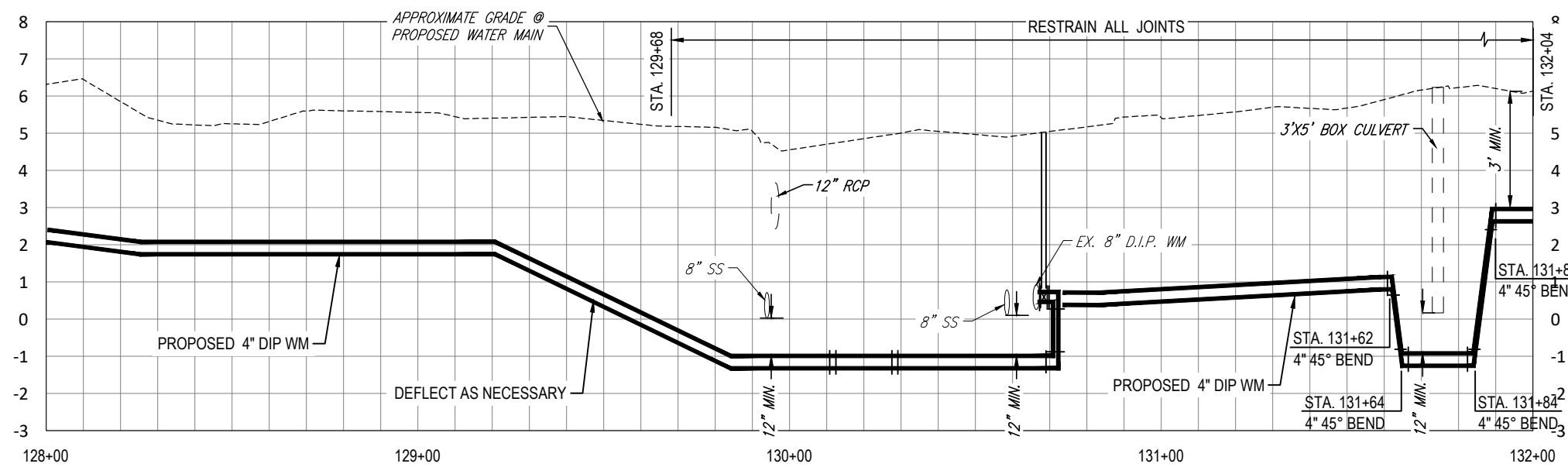
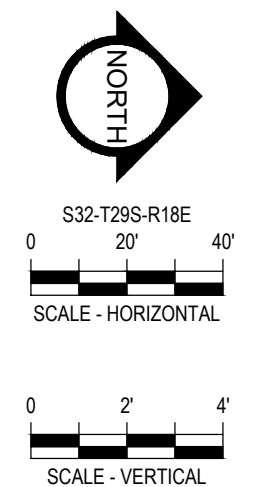
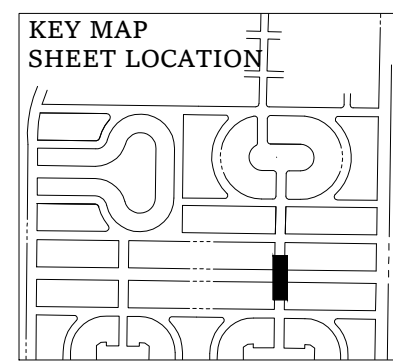
100% PLANS

WORK ORDER NO.	WTR-20-0003
RECORD DRAWING NO.	----
ATLAS PAGE K-8,K-9	SHEET 43 OF 67

MATCHLINE - STA. 128+00
SEE SHEET 17



MATCHLINE - STA. 132+00
SEE SHEET 45



K:\Projects\WTR\20\WTR-20-0003 - Belmar Gardens\02-Design\Drawings\01-Dwg\02-Sheets\WTR-20-0003-Hesperides Sst.dwg Oct-07, 2021 - 10:29am

RORY A. JONES, P.E.
CITY OF TAMPA WATER DEPT.
306 E. JACKSON ST., 5E
TAMPA, FLA. 33602
P.E. #79453

REV NO.	DATE	DESCRIPTION	BY	DESIGNED	NPP
.	.	.	.	DRAWN	JDM
.	.	.	.	CHECKED	RAJ
.	.	.	.	DATE	12/07/2020

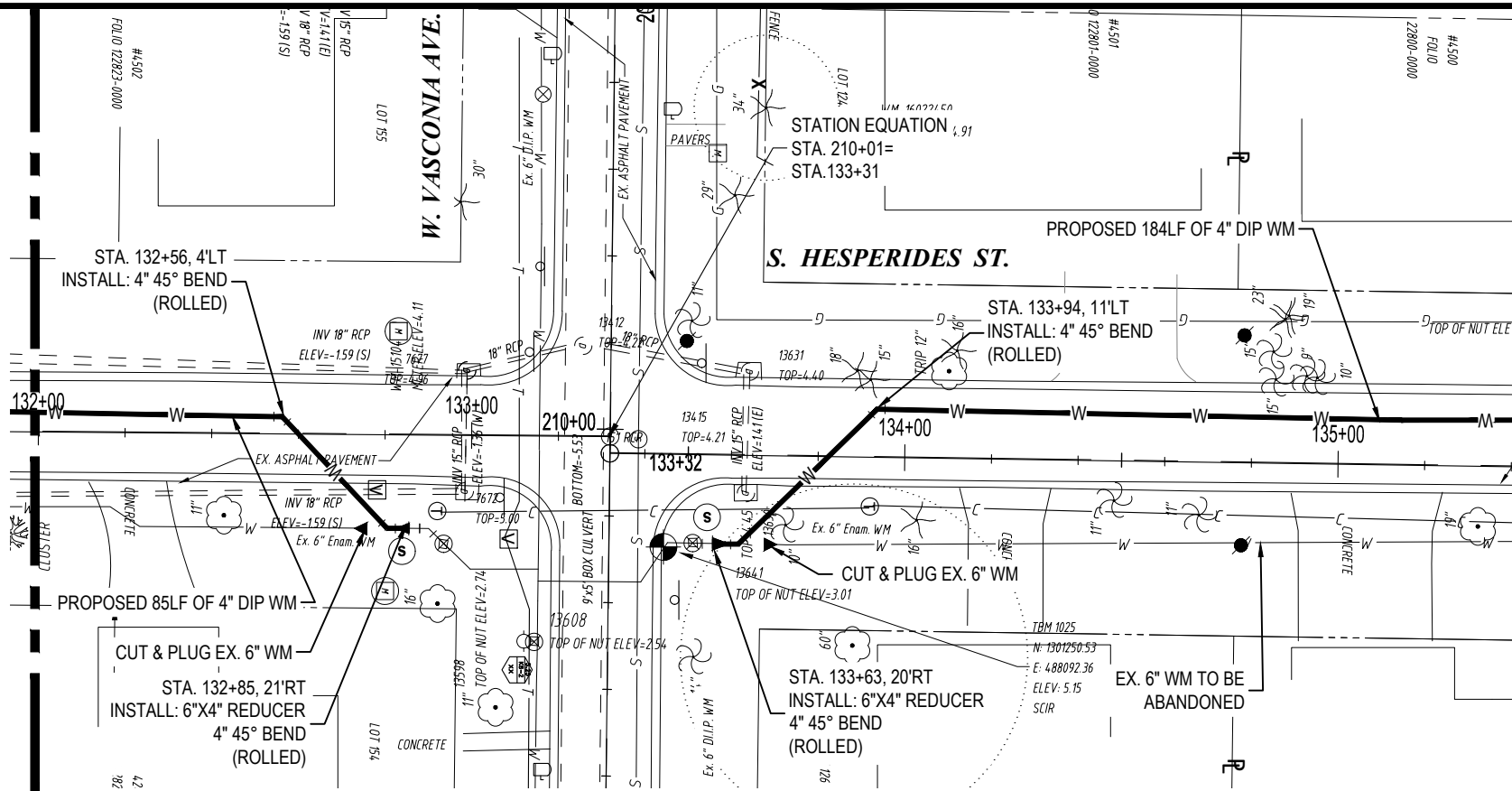
BELMAR GARDENS WATER MAIN
REPLACEMENT

PLAN & PROFILE

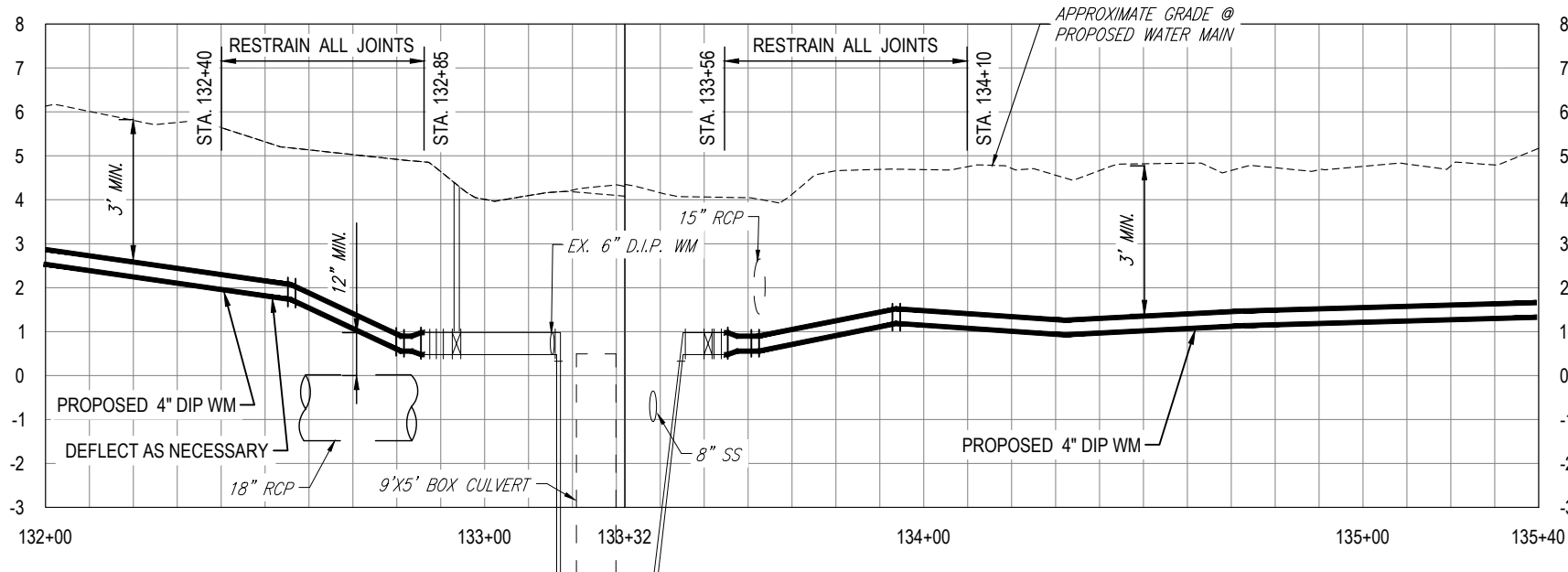
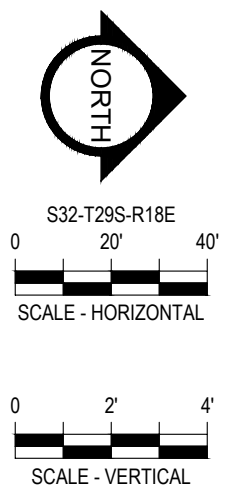
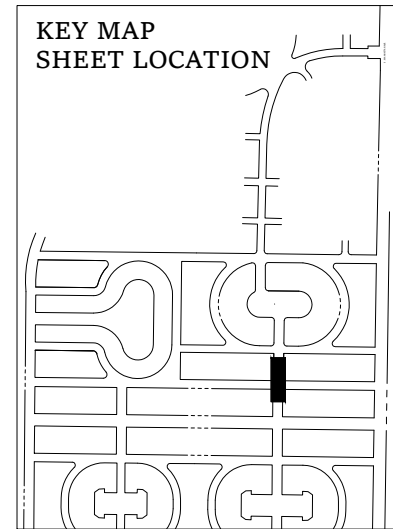


100% PLANS	
WORK ORDER NO.	WTR-20-0003
RECORD DRAWING NO.	----
ATLAS PAGE K-8,K-9	SHEET 44 OF 67

MATCHLINE - STA. 132+00
SEE SHEET 44



MATCHLINE - STA. 135+40
SEE SHEET 41



K:\Projects\WTR\20\WTR-20-0003 - Belmar Gardens\02-Design\Drawings\01-Dwg\02-Sheets\WTR-20-0003-Hesperides Sst.dwg, Sep 14, 2021, 2:00pm

RORY A. JONES, P.E.
CITY OF TAMPA WATER DEPT.
306 E. JACKSON ST., 5E
TAMPA, FLA. 33602
P.E. #79453

REV. NO.	DATE	DESCRIPTION	BY

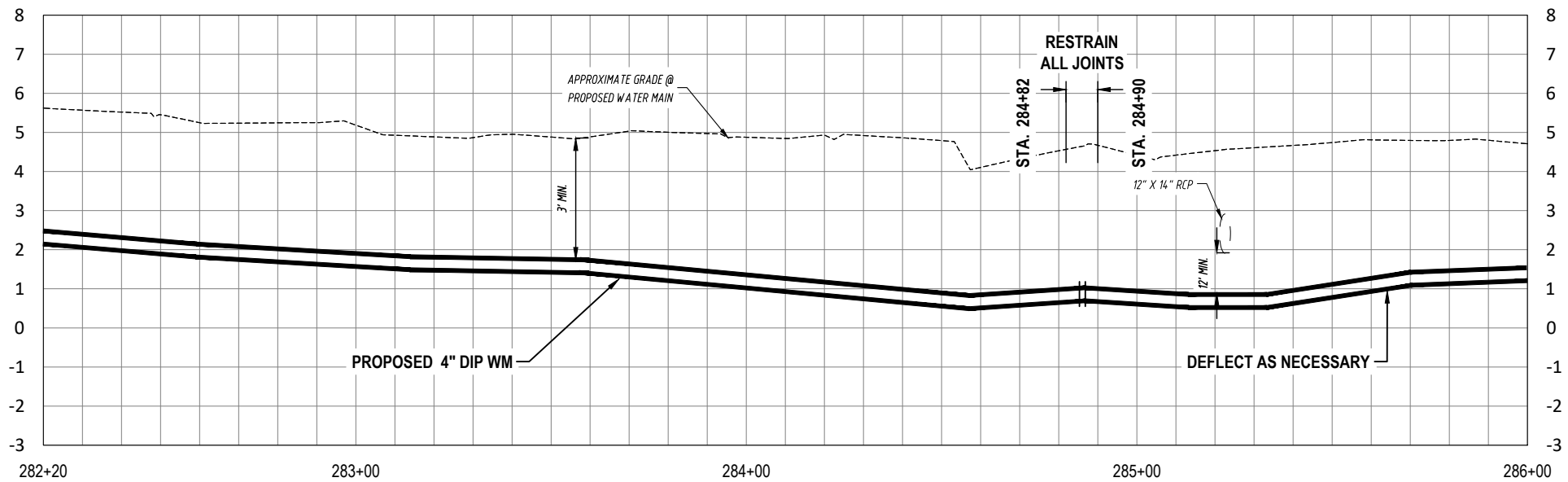
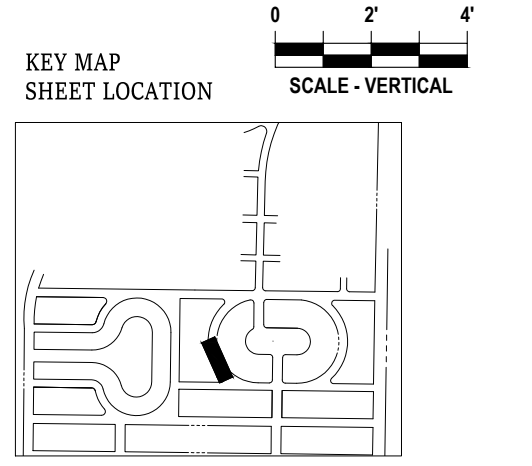
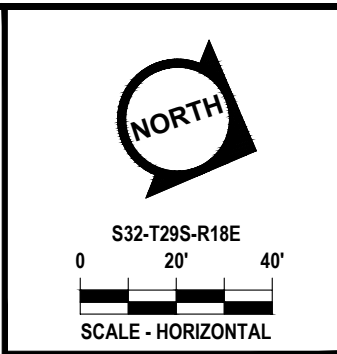
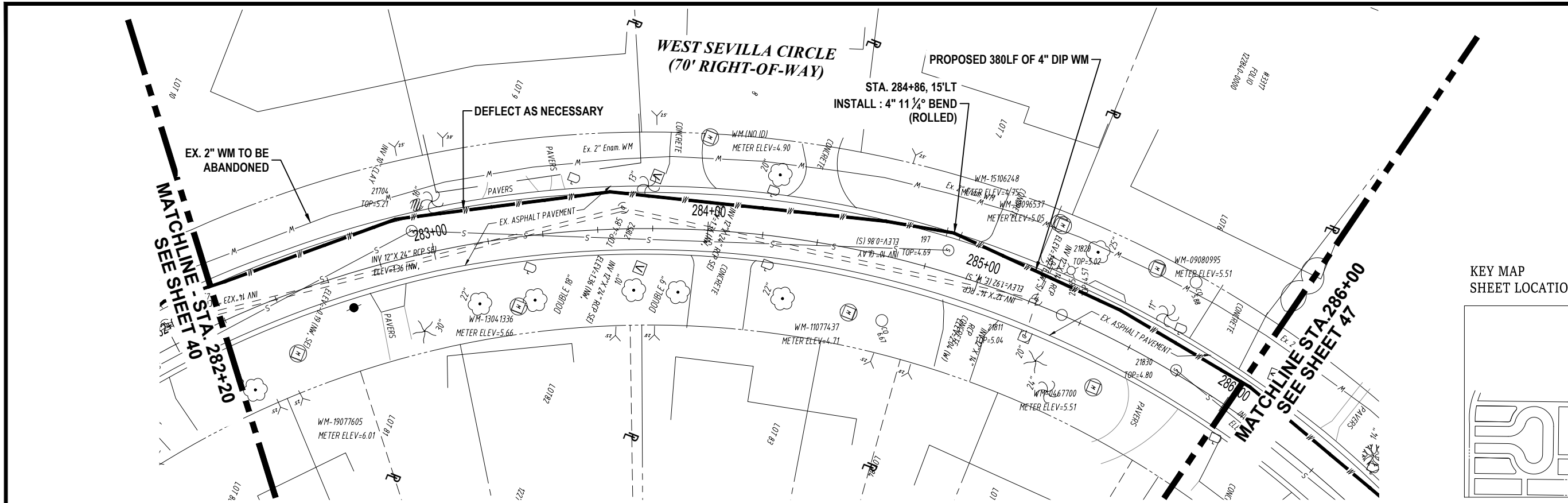
DESIGNED NPP
DRAWN JDM
CHECKED RAJ
DATE 12/07/2020

BELMAR GARDENS WATER MAIN
REPLACEMENT

PLAN & PROFILE



100% PLANS
WORK ORDER NO. WTR-20-0003
RECORD DRAWING NO. ----
ATLAS PAGE K-8,K-9 SHEET 45 OF 67



K:\Projects\WTR\20\WTR-20-0003 - Belmar Gardens\02-Design\Drawings\01-Dwg\02-Sheets\WTR-20-0003-Sevilla Set.dwg Sep 14, 2021 - 2:01pm

RORY A. JONES, P.E.
 CITY OF TAMPA WATER DEPT.
 306 E. JACKSON ST., 5E
 TAMPA, FLA. 33602
 P.E. #79453

REV NO.	DATE	DESCRIPTION	BY
.	.	.	.
.	.	.	.
.	.	.	.
.	.	.	.

DESIGNED NPP
 DRAWN JDM
 CHECKED RAJ
 DATE 12/07/2020

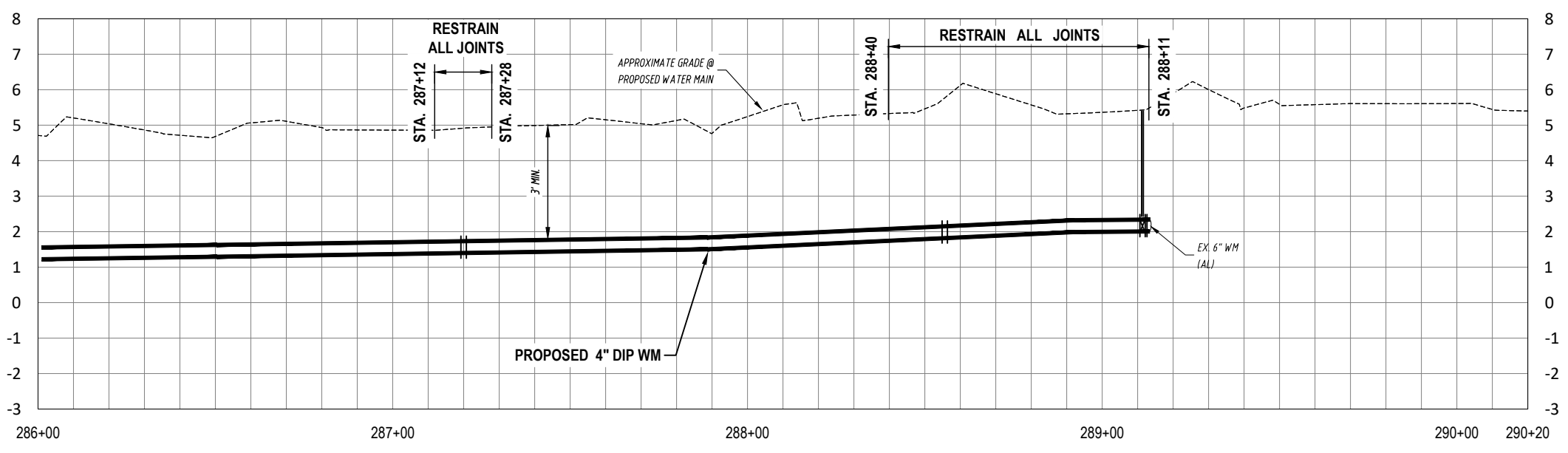
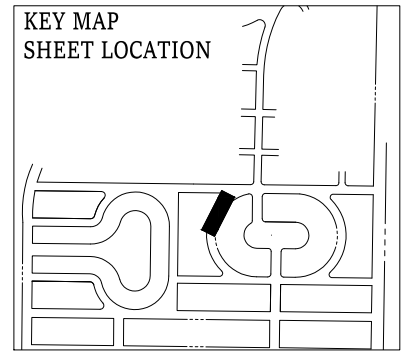
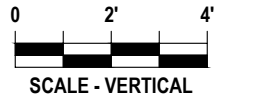
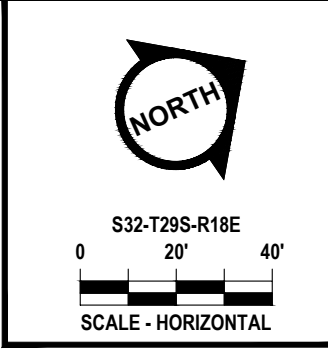
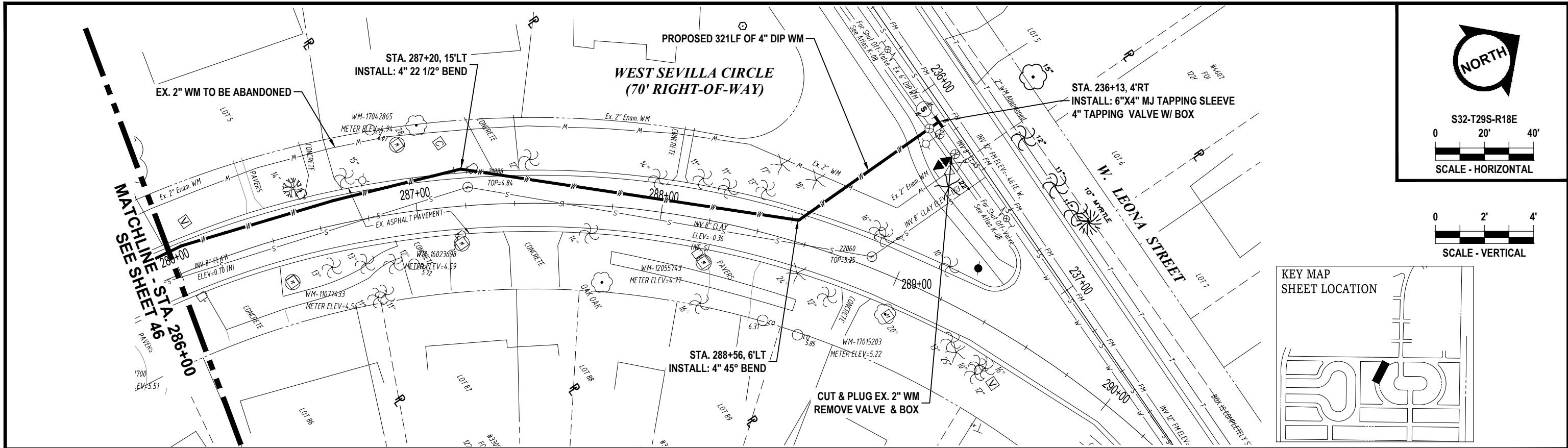
BELMAR GARDENS WATER MAIN REPLACEMENT

PLAN & PROFILE



100% PLANS

WORK ORDER NO. WTR-20-0003
 RECORD DRAWING NO. ----
 ATLAS PAGE K-8,K-9 SHEET 46 OF 67



K:\Projects\WTR\20\WTR-20-0003 - Belmar Gardens\02-Design\Drawings\01-Dwg\02-Sheets\WTR-20-0003-Sevilla Set.dwg, Sep 14, 2021 - 2:02pm

RORY A. JONES, P.E.
 CITY OF TAMPA WATER DEPT.
 306 E. JACKSON ST., 5E
 TAMPA, FLA. 33602
 P.E. #79453

REV NO.	DATE	DESCRIPTION	BY	DESIGNED	NPP
.	.	.	.	DRAWN	JDM
.	.	.	.	CHECKED	RAJ
.	.	.	.	DATE	12/07/2020

**BELMAR GARDENS WATER MAIN
 REPLACEMENT**

PLAN & PROFILE

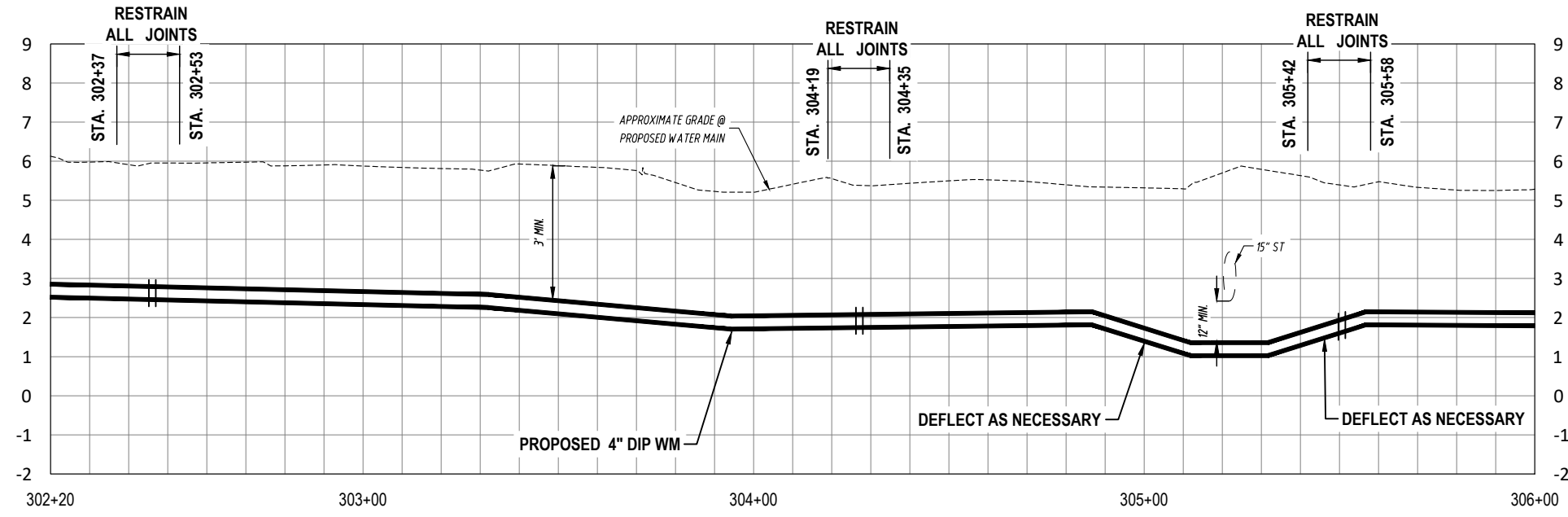
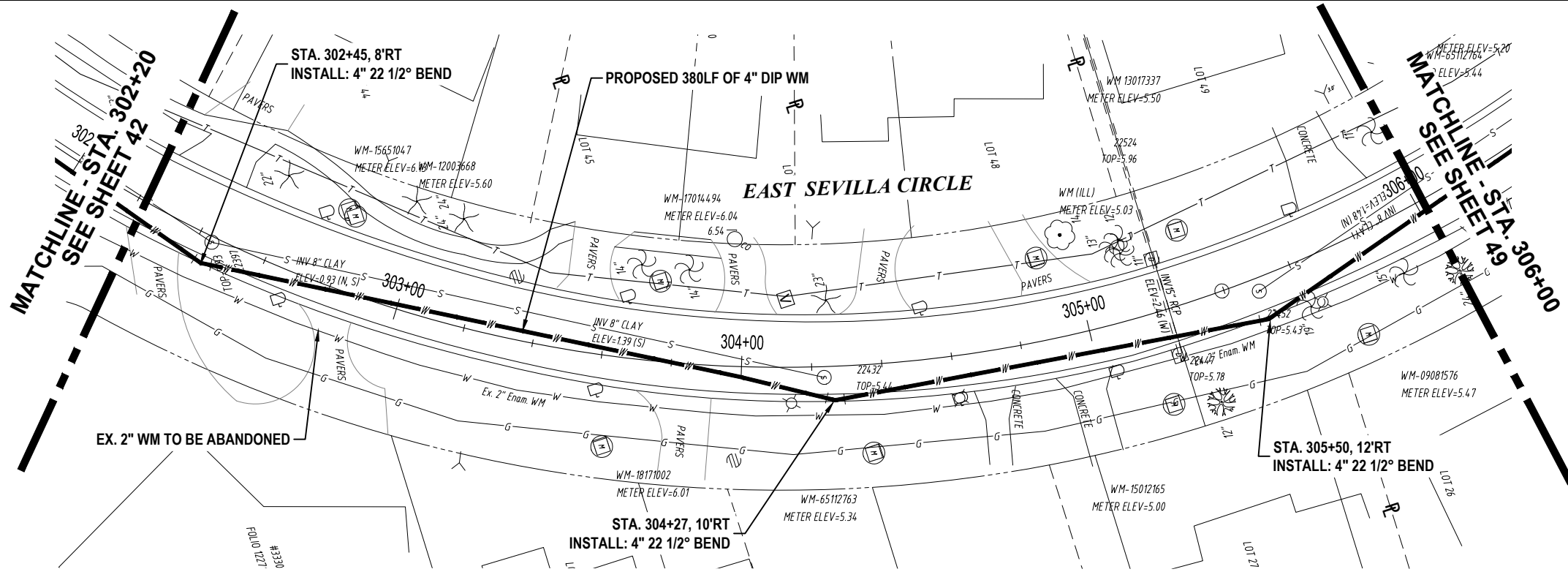
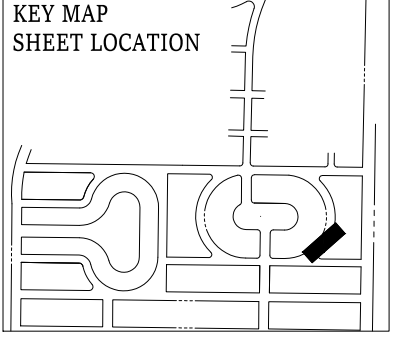


100% PLANS	
WORK ORDER NO.	WTR-20-0003
RECORD DRAWING NO.	----
ATLAS PAGE K-8,K-9	SHEET 47 OF 67



S32-T29S-R18E
 0 20' 40'
 SCALE - HORIZONTAL

0 2' 4'
 SCALE - VERTICAL



K:\Projects\WTR\20\WTR-20-0003 - Belmar Gardens\02-Design\Drawings\01-Dwg\02-Sheets\WTR-20-0003-Sevilla Set.dwg Sep 14, 2021 - 2:02pm

RORY A. JONES, P.E.
 CITY OF TAMPA WATER DEPT.
 306 E. JACKSON ST., 5E
 TAMPA, FLA. 33602
 P.E. #79453

REV NO.	DATE	DESCRIPTION	BY

DESIGNED	NPP
DRAWN	JDM
CHECKED	RAJ
DATE	12/07/2020

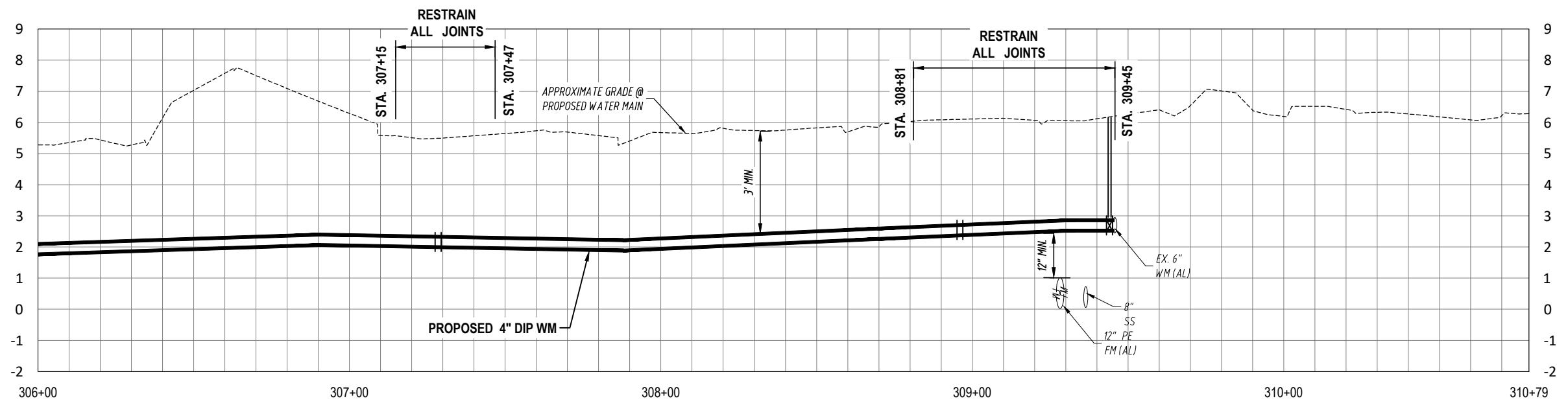
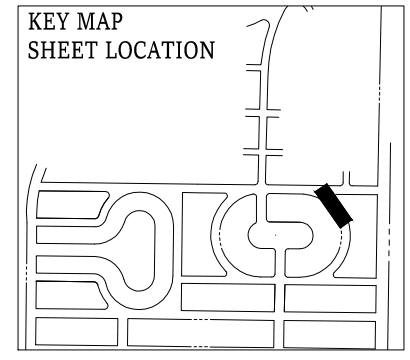
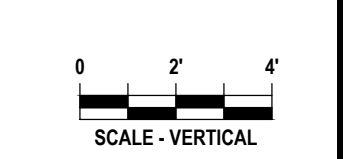
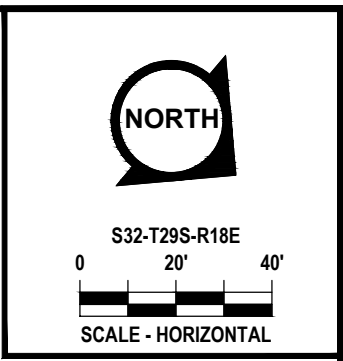
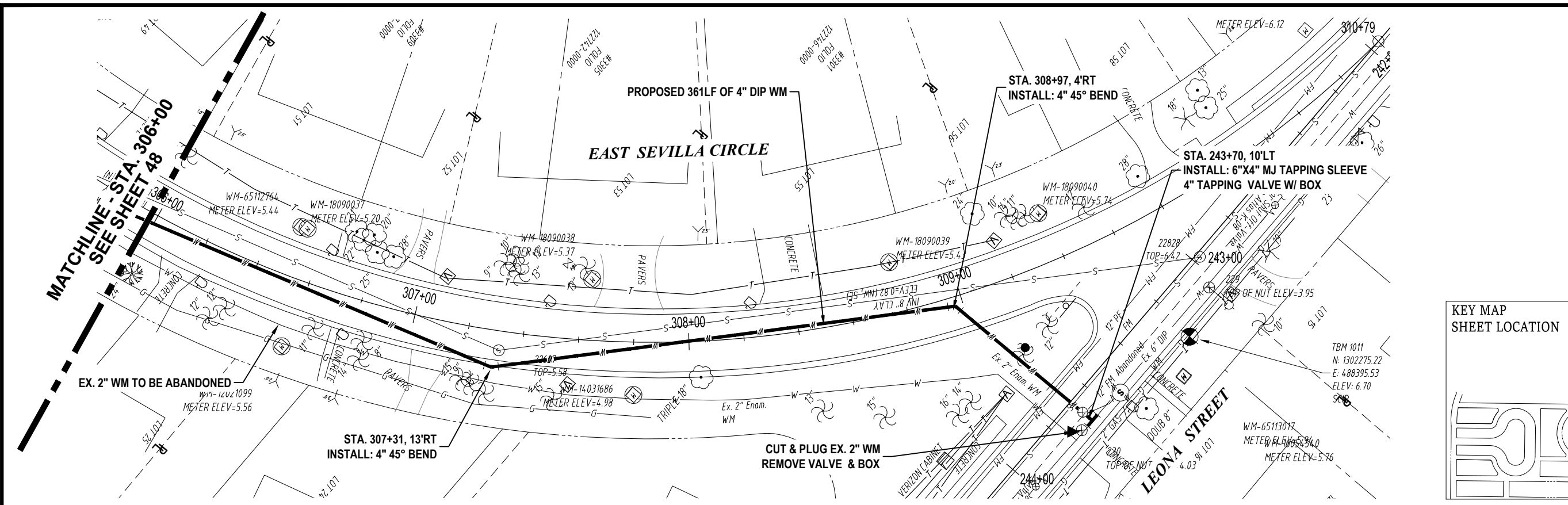
BELMAR GARDENS WATER MAIN REPLACEMENT

PLAN & PROFILE



100% PLANS

WORK ORDER NO.	WTR-20-0003
RECORD DRAWING NO.	----
ATLAS PAGE K-8,K-9	SHEET 48 OF 67



K:\Projects\WTR\WTR-20-0003 - Belmar Gardens\02-Design\Drawings\01-Dwg\02-Sheets\WTR-20-0003-Sevilla Set.dwg, Oct 07, 2021, 12:12pm

RORY A. JONES, P.E.
 CITY OF TAMPA WATER DEPT.
 306 E. JACKSON ST., 5E
 TAMPA, FLA. 33602
 P.E. #79453

REV NO.	DATE	DESCRIPTION	BY	DESIGNED	NPP
.	.	.	.	DRAWN	JDM
.	.	.	.	CHECKED	RAJ
.	.	.	.	DATE	12/07/2020

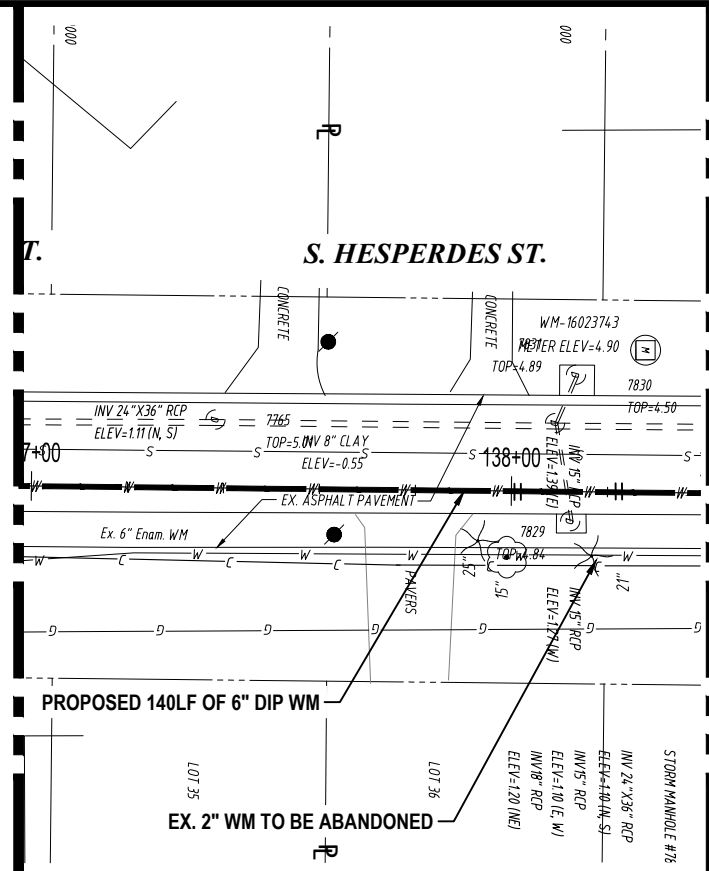
BELMAR GARDENS WATER MAIN REPLACEMENT

PLAN & PROFILE

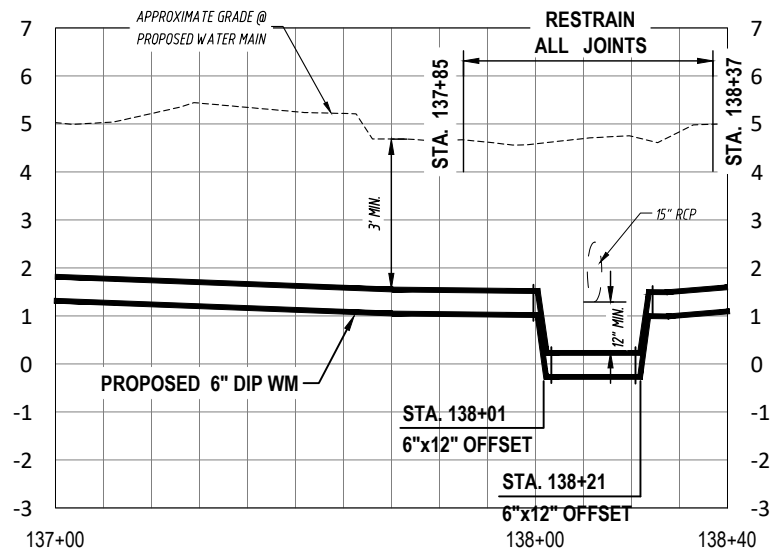
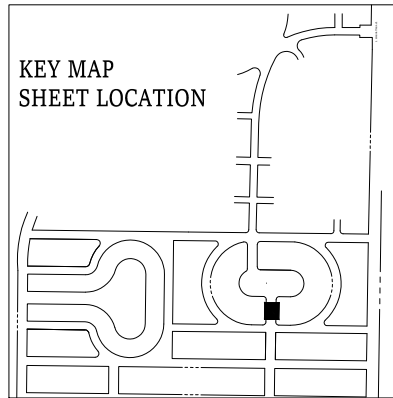
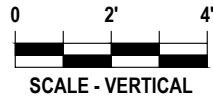
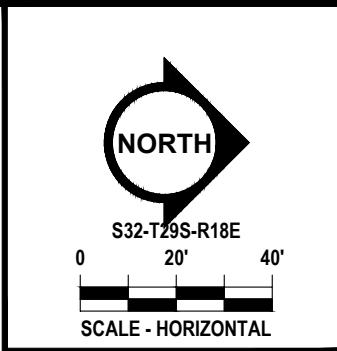


100% PLANS	
WORK ORDER NO.	WTR-20-0003
RECORD DRAWING NO.	----
ATLAS PAGE K-8,K-9	SHEET 49 OF 67

MATCHLINE - STA. 137+00
SEE SHEET 41



MATCHLINE - STA. 138+40
SEE SHEET 53



K:\Projects\WTR\20\WTR-20-0003 - Belmar Gardens\02-Design\Drawings\01-Dwg\02-Sheets\WTR-20-0003-Sevilla Set.dwg Sep 14, 2021 - 2:04pm

RORY A. JONES, P.E.
CITY OF TAMPA WATER DEPT.
306 E. JACKSON ST., 5E
TAMPA, FLA. 33602
P.E. #79453

REV NO.	DATE	DESCRIPTION	BY	DESIGNED	NPP
.	.	.	.	DRAWN	JDM
.	.	.	.	CHECKED	RAJ
.	.	.	.	DATE	12/07/2020

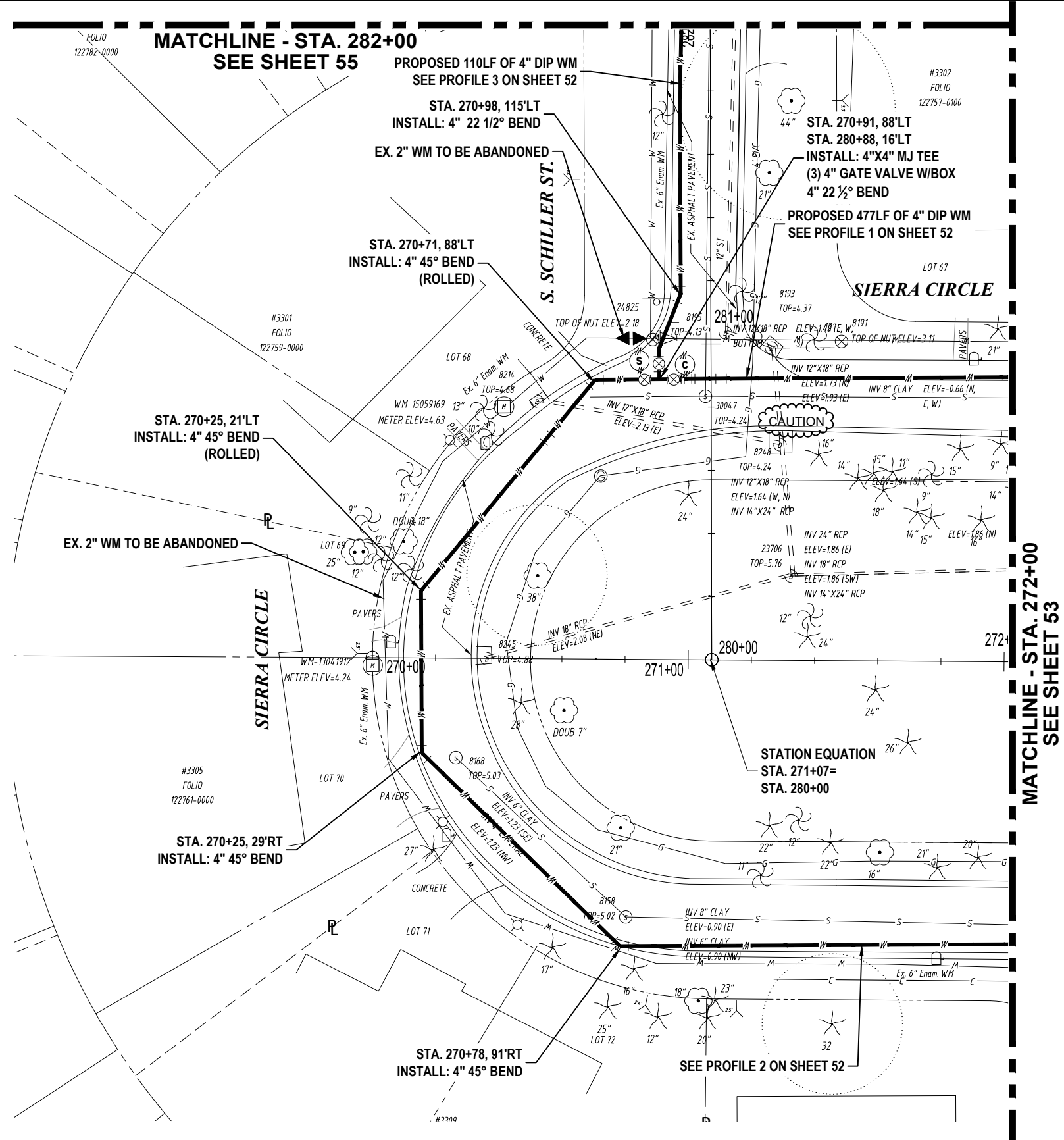
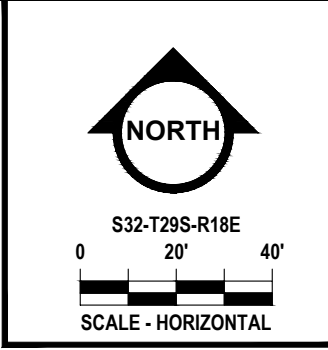
**BELMAR GARDENS WATER MAIN
REPLACEMENT**

PLAN & PROFILE

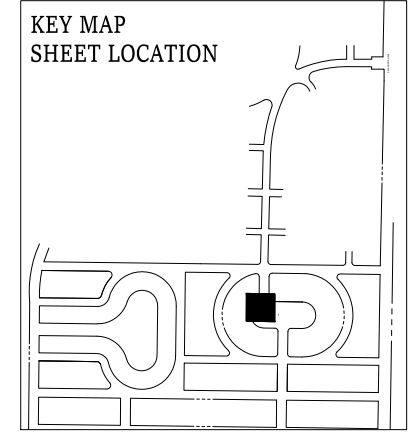


100% PLANS

WORK ORDER NO.	WTR-20-0003
RECORD DRAWING NO.	----
ATLAS PAGE K-8,K-9	SHEET 50 OF 67



MATCHLINE - STA. 272+00
SEE SHEET 53



K:\Projects\WTR\20\WTR-20-0003 - Belmar Gardens\02-Design\Drawings\01-Dwg\02-Sheets\WTR-20-0003-Sevilla Set.dwg Sep 14, 2021 - 2:04pm

RORY A. JONES, P.E.
CITY OF TAMPA WATER DEPT.
306 E. JACKSON ST., 5E
TAMPA, FLA. 33602
P.E. #79453

REV. NO.	DATE	DESCRIPTION	BY	DESIGNED	NPP
.
.
.
.

DRAWN **JDM**
CHECKED **RAJ**
DATE **12/07/2020**

**BELMAR GARDENS WATER MAIN
REPLACEMENT**

PLAN

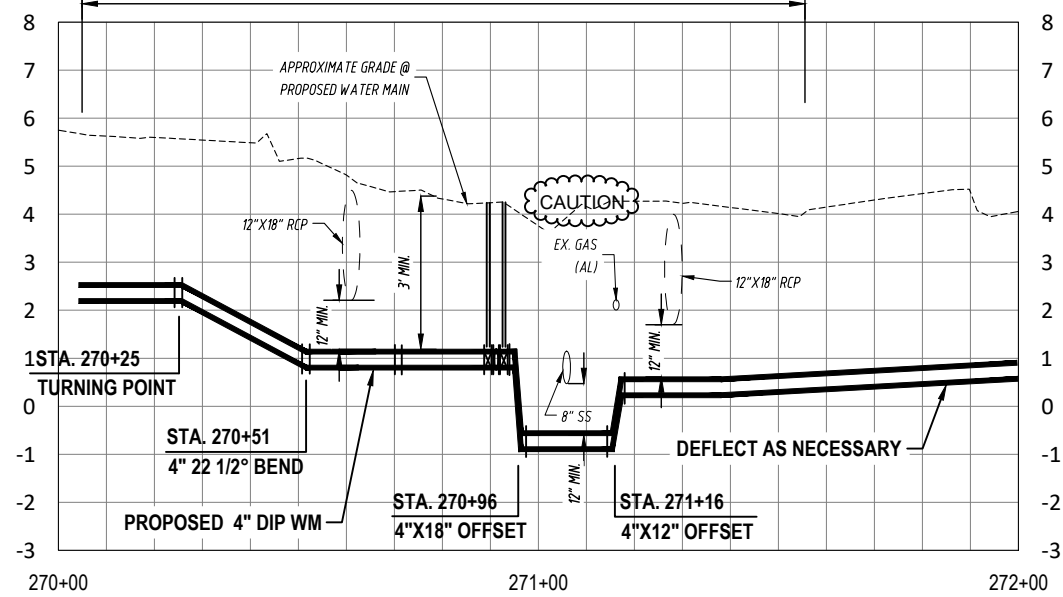


100% PLANS

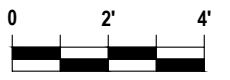
WORK ORDER NO. **WTR-20-0003**
RECORD DRAWING NO. **----**
ATLAS PAGE K-8,K-9 SHEET **51** OF **67**

PROFILE 1 (SEE SHEET 51 FOR PLAN VIEW)

RESTRAIN ALL JOINTS PER DETAIL 2.11

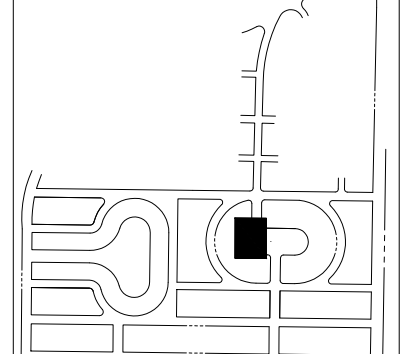


S32-T29S-R18E



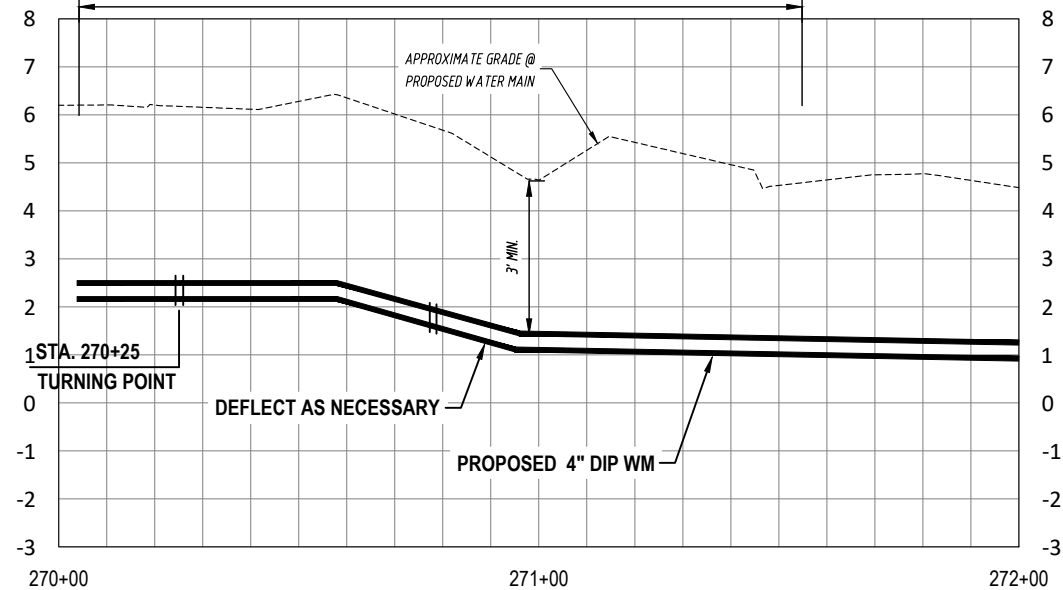
SCALE - VERTICAL

KEY MAP
SHEET LOCATION

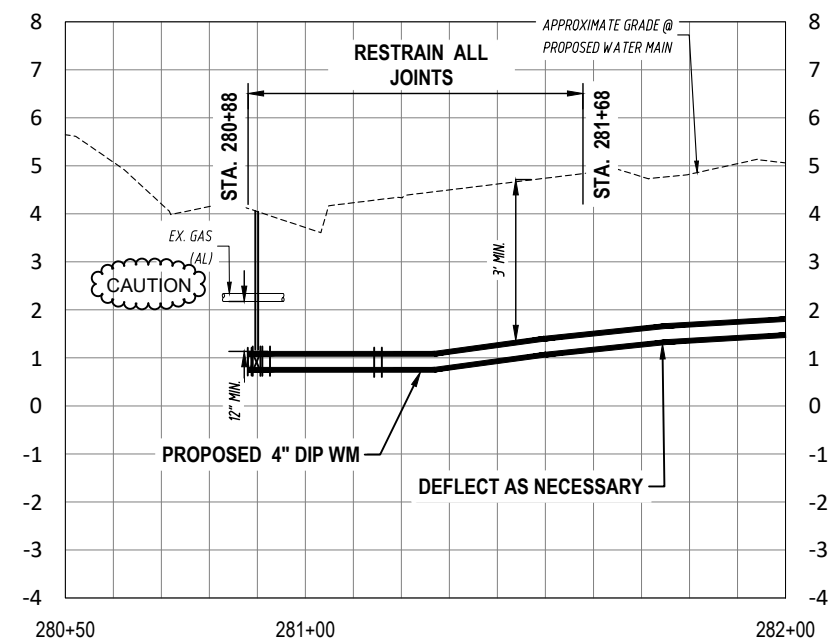


PROFILE 2 (SEE SHEET 51 FOR PLAN VIEW)

RESTRAIN ALL JOINTS PER DETAIL 2.11



PROFILE 3 (SEE SHEET 51 FOR PLAN VIEW)



K:\Projects\WTR\20\WTR-20-0003 - Belmar Gardens\02-Design\Drawings\01-Dwg\02-Sheets\WTR-20-0003-Sevilla Set.dwg Sep 14, 2021 - 2:05pm

RORY A. JONES, P.E.
CITY OF TAMPA WATER DEPT.
306 E. JACKSON ST., 5E
TAMPA, FLA. 33602
P.E. #79453

REV NO.	DATE	DESCRIPTION	NPP	BY	DESIGNED
.
.
.
.
					DRAWN JDM
					CHECKED RAJ
					DATE 12/07/2020

**BELMAR GARDENS WATER MAIN
REPLACEMENT**

PROFILE

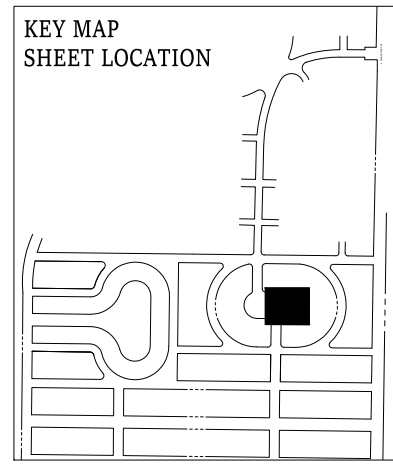
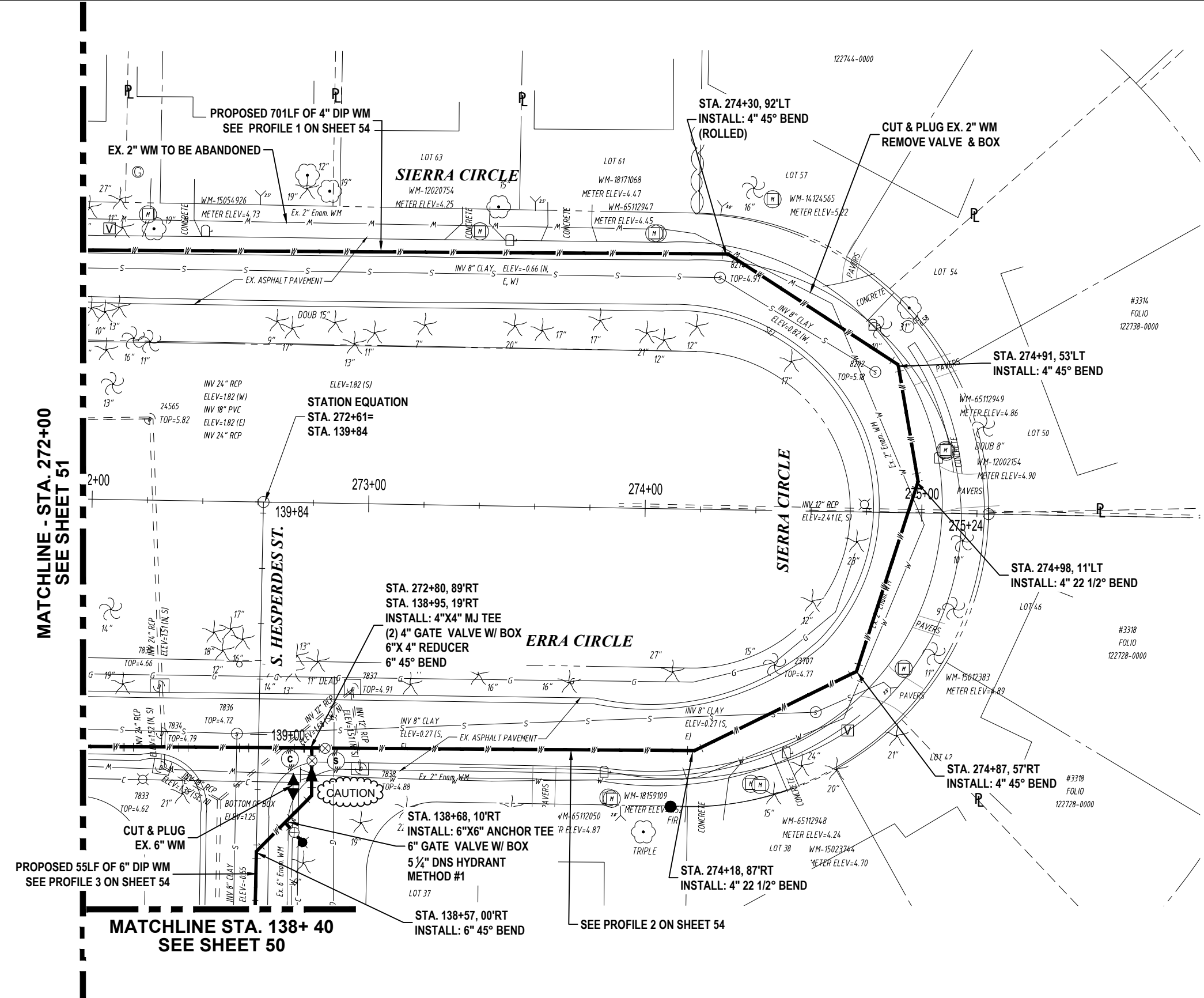
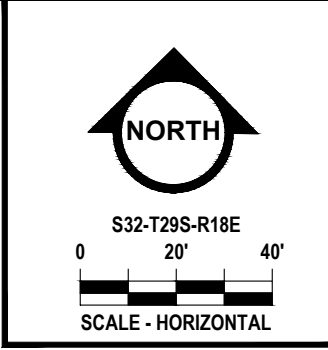


100% PLANS

WORK ORDER NO. **WTR-20-0003**

RECORD DRAWING NO. **----**

ATLAS PAGE K-8,K-9 SHEET **52 OF 67**



K:\Projects\WTR\WTR20-0003 - Belmar Gardens\02-Design\Drawings\01-Dwg\02-Sheets\WTR-20-0003-Sevilla Set.dwg Sep 14, 2021 - 2:06pm

RORY A. JONES, P.E.
 CITY OF TAMPA WATER DEPT.
 306 E. JACKSON ST., 5E
 TAMPA, FLA. 33602
 P.E. #79453

REV NO.	DATE	DESCRIPTION	BY

DESIGNED	NPP
DRAWN	JDM
CHECKED	RAJ
DATE	12/07/2020



100% PLANS	
WORK ORDER NO.	WTR-20-0003
RECORD DRAWING NO.	----
ATLAS PAGE K-8,K-9	SHEET 53 OF 67

BELMAR GARDENS WATER MAIN REPLACEMENT

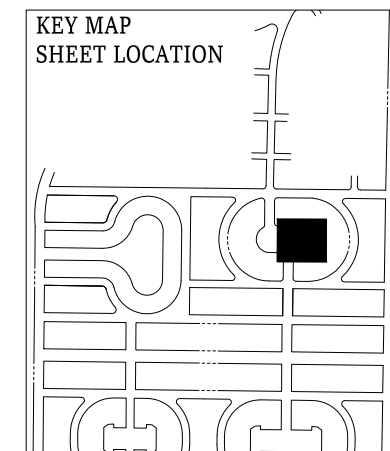
PLAN



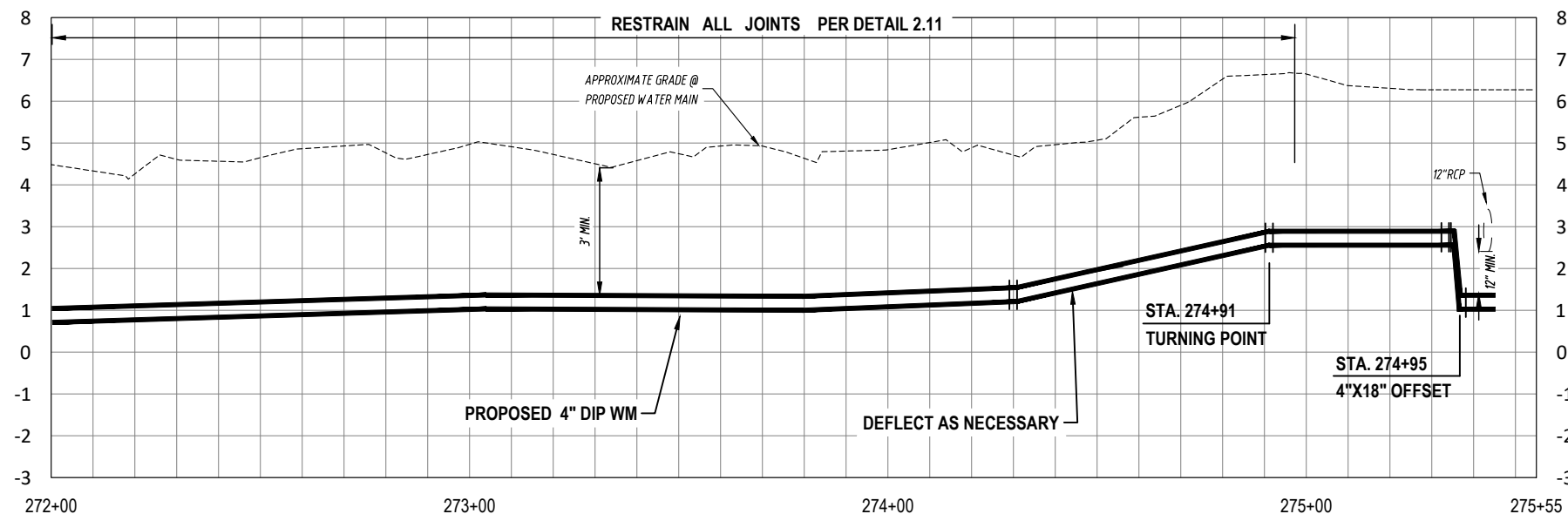
S32-T29S-R18E



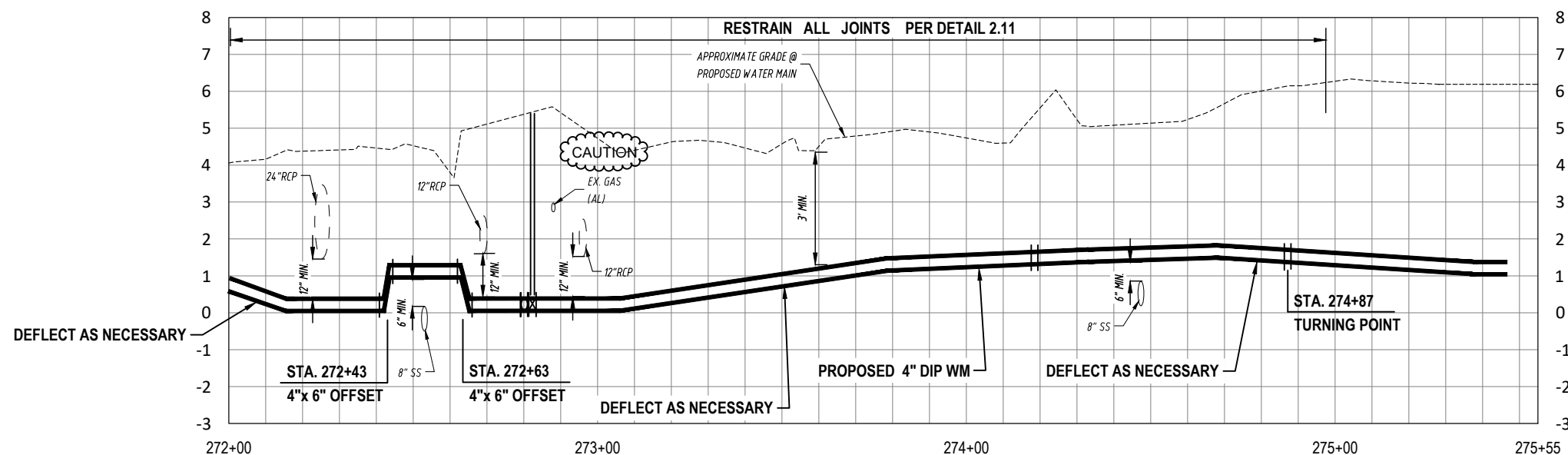
SCALE - VERTICAL



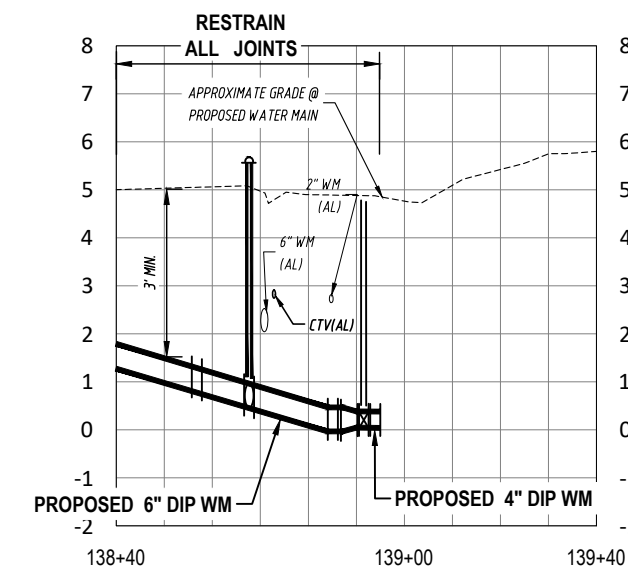
PROFILE 1 (SEE SHEET 53 FOR PLAN VIEW)



PROFILE 2 (SEE SHEET 53 FOR PLAN VIEW)



PROFILE 3 (SEE SHEET 53 FOR PLAN VIEW)



K:\Projects\WTR\20\WTR-20-0003 - Belmar Gardens\02-Design\Drawings\01-Dwg\02-Sheets\WTR-20-0003-Sevilla Set.dwg Sep 14, 2021 - 2:06pm

RORY A. JONES, P.E.
CITY OF TAMPA WATER DEPT.
306 E. JACKSON ST., 5E
TAMPA, FLA. 33602
P.E. #79453

REV NO.	DATE	DESCRIPTION	BY	DESIGNED	NPP
.	.	.	.	DRAWN	JDM
.	.	.	.	CHECKED	RAJ
.	.	.	.	DATE	12/07/2020

BELMAR GARDENS WATER MAIN REPLACEMENT

PROFILE



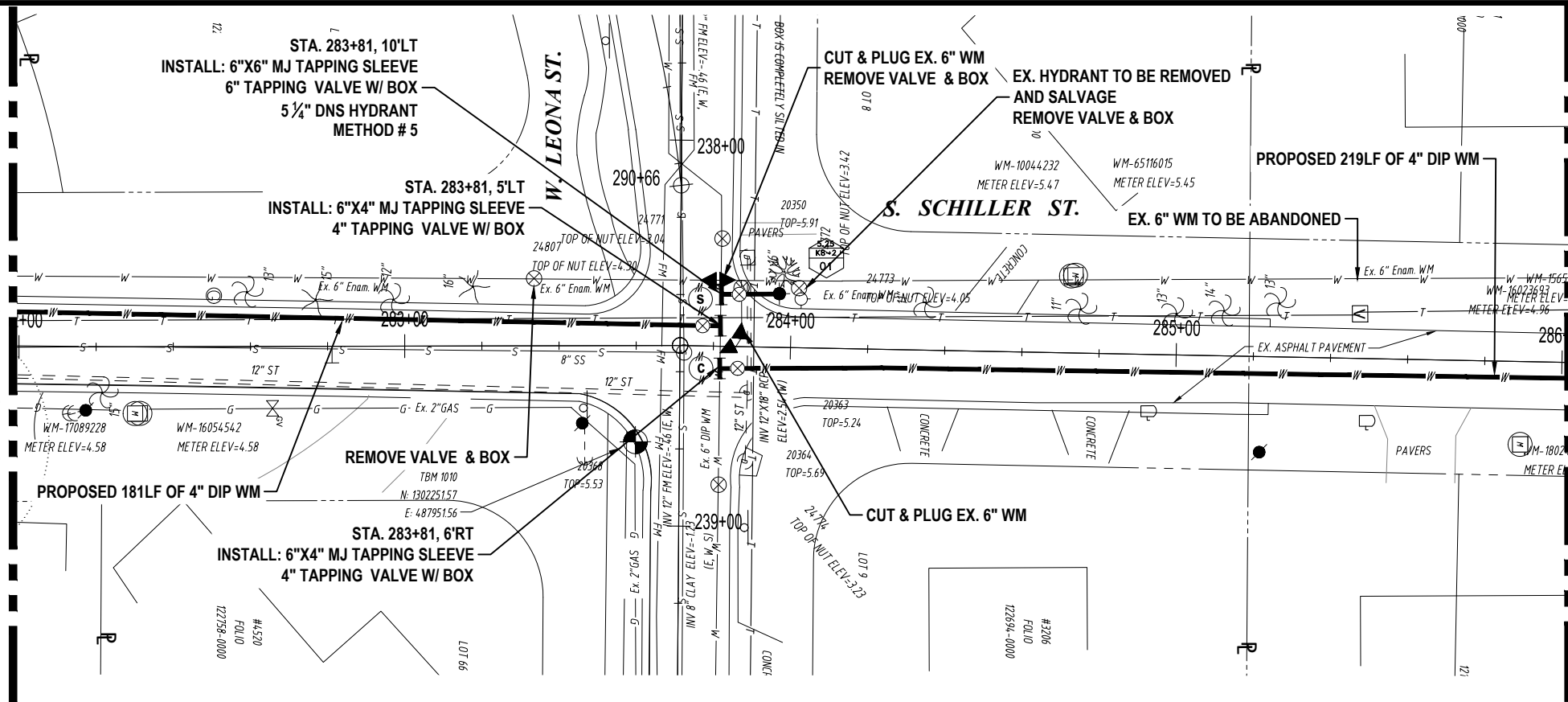
100% PLANS

WORK ORDER NO. WTR-20-0003

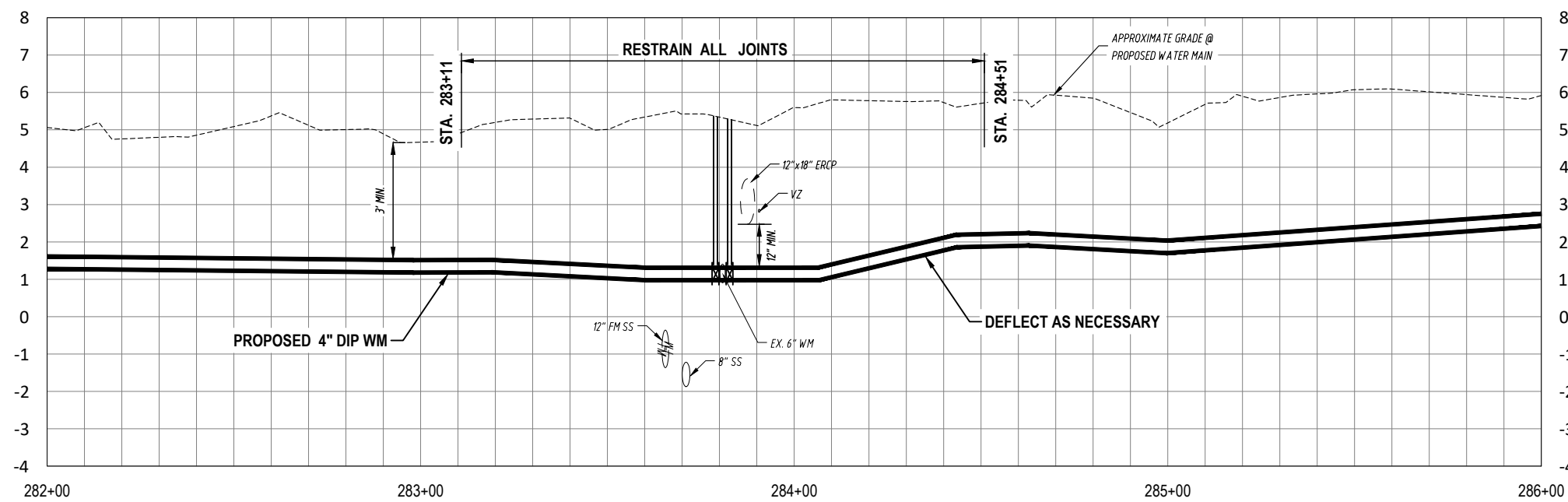
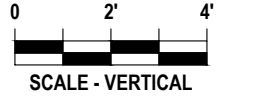
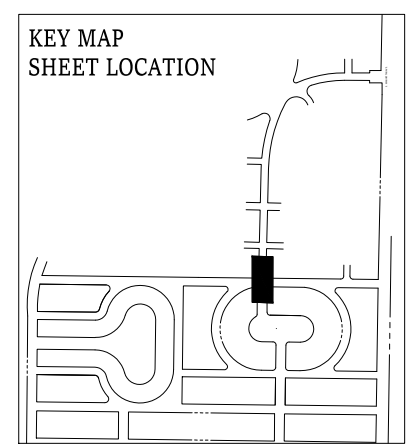
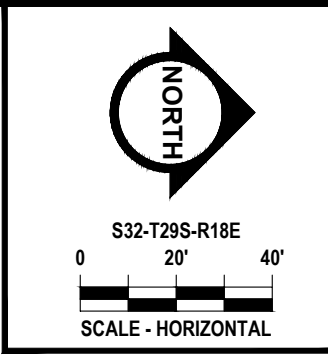
RECORD DRAWING NO. ----

ATLAS PAGE K-8,K-9 SHEET 54 OF 67

MATCHLINE - STA. 282+00
SEE SHEET 51



MATCHLINE - STA. 286+00
SEE SHEET 56



K:\Projects\WTR\20\WTR-20-0003 - Belmar Gardens\02-Design\Drawings\01-Dwg\02-Sheets\WTR-20-0003-Sevilla Set.dwg Sep 14, 2021 - 2:07pm

RORY A. JONES, P.E.
CITY OF TAMPA WATER DEPT.
306 E. JACKSON ST., 5E
TAMPA, FLA. 33602
P.E. #79453

REV NO.	DATE	DESCRIPTION	BY	DESIGNED	NPP
.
.
.
.
				DATE	12/07/2020

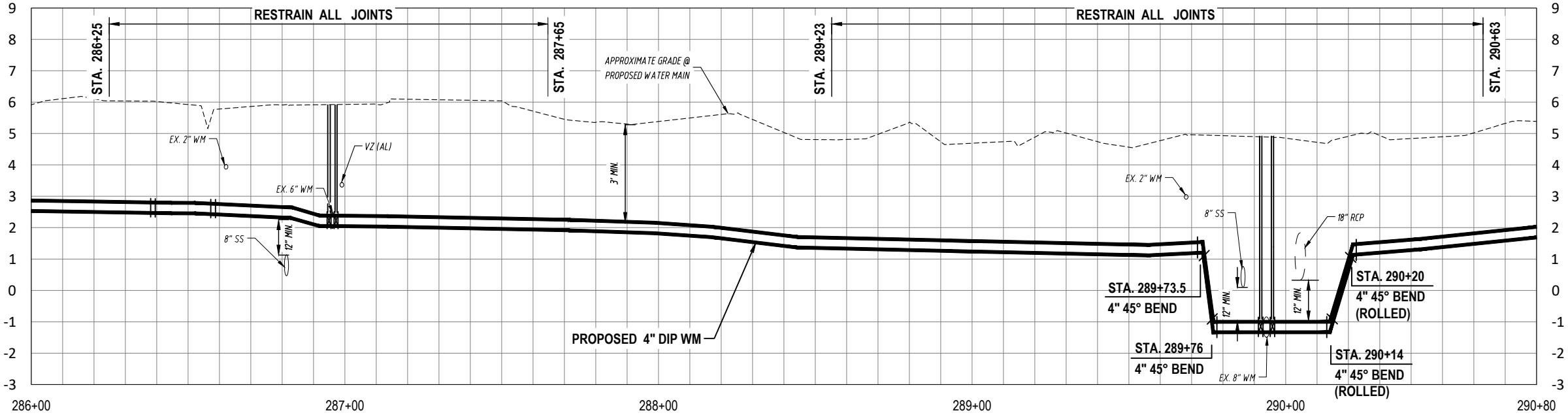
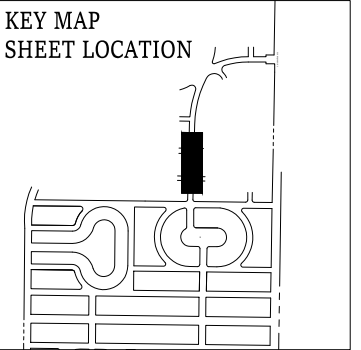
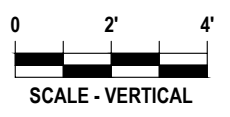
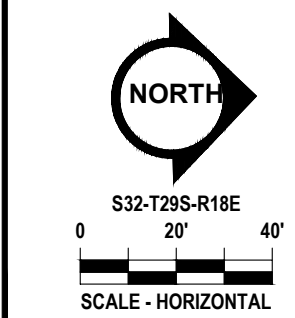
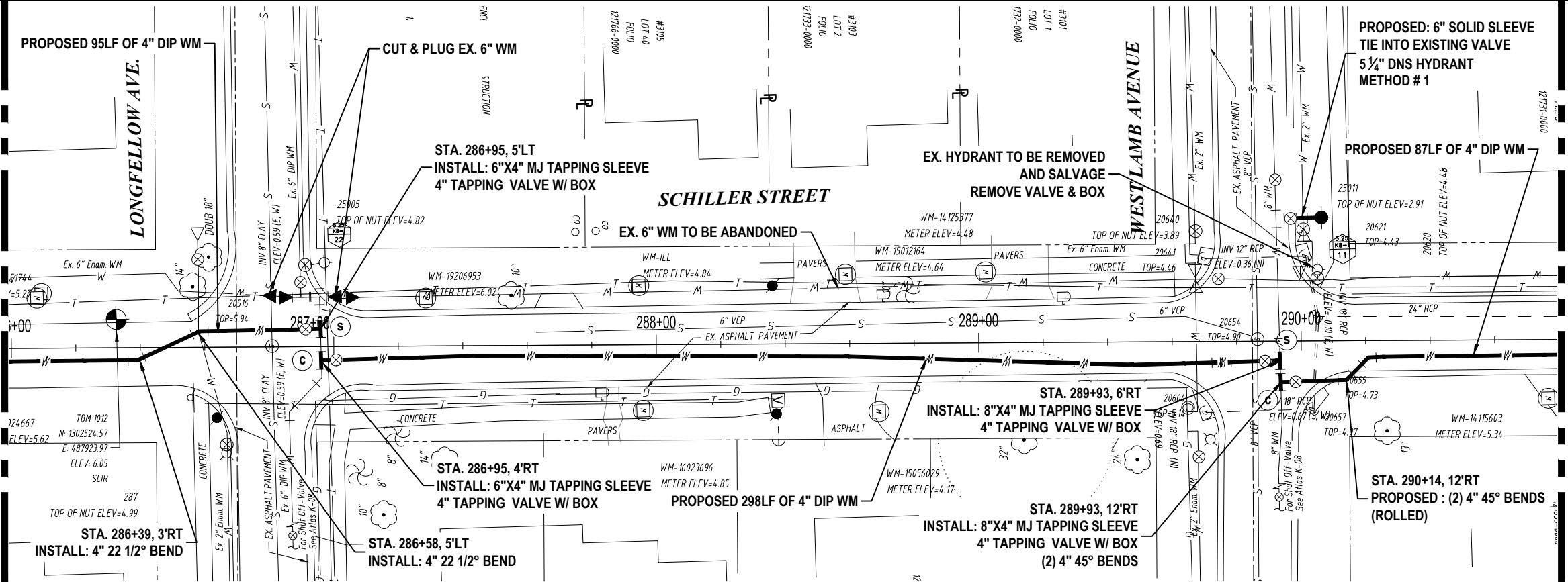
BELMAR GARDENS WATER MAIN REPLACEMENT
PLAN & PROFILE



100% PLANS	
WORK ORDER NO.	WTR-20-0003
RECORD DRAWING NO.	----
ATLAS PAGE K-8,K-9	SHEET 55 OF 67

MATCHLINE - STA. 286+00
SEE SHEET 55

MATCHLINE - STA. 290+80
SEE SHEET 57



K:\Projects\WTR\FY20\WTR-20-0003 - Belmar Gardens\02-Design\Drawings\01-Dwg\02-Sheets\WTR-20-0003-Schiller St.dwg, Sep. 14, 2021 - 2:08pm

RORY A. JONES, P.E.
CITY OF TAMPA WATER DEPT.
306 E. JACKSON ST., 5E
TAMPA, FLA. 33602
P.E. #79453

REV NO.	DATE	DESCRIPTION	BY	DESIGNED	NPP
.	.	.	.	DRAWN	JDM
.	.	.	.	CHECKED	RAJ
.	.	.	.	DATE	12/07/2020

**BELMAR GARDENS WATER MAIN
REPLACEMENT**

PLAN & PROFILE

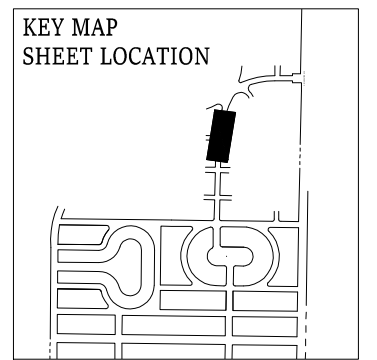
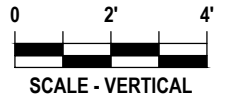
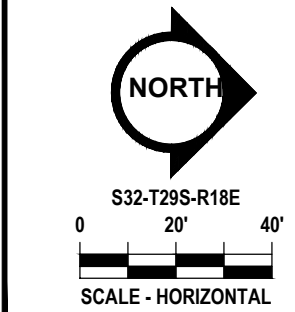
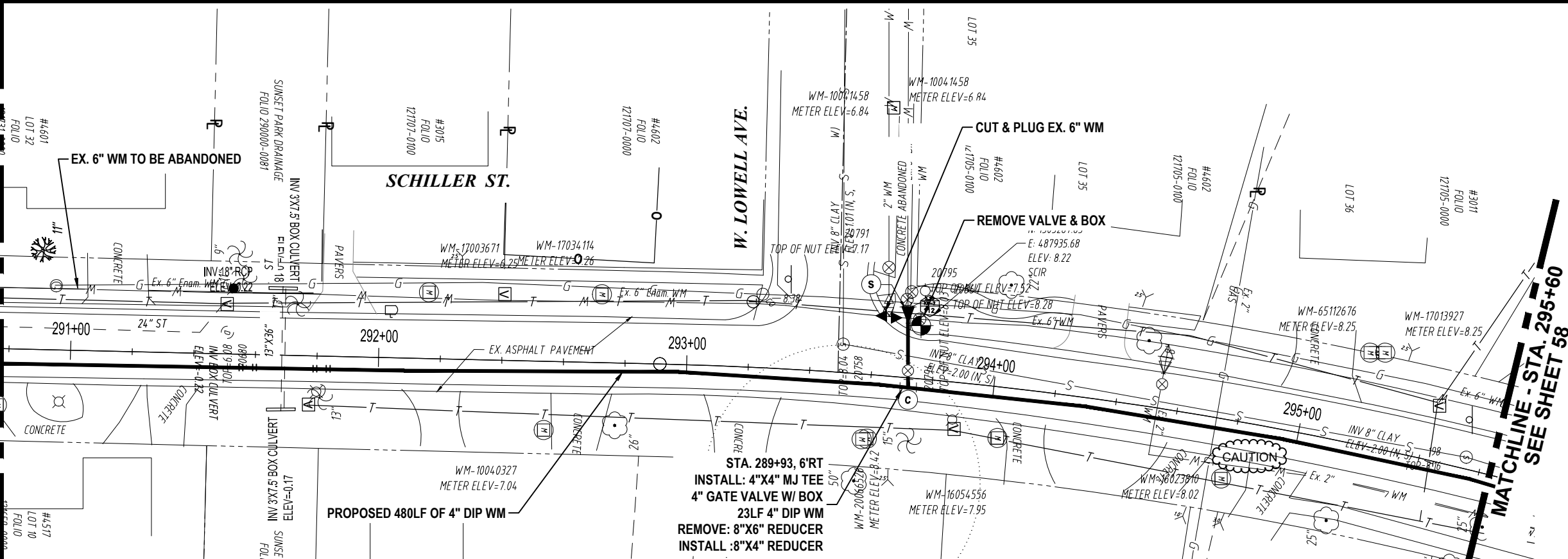


100% PLANS

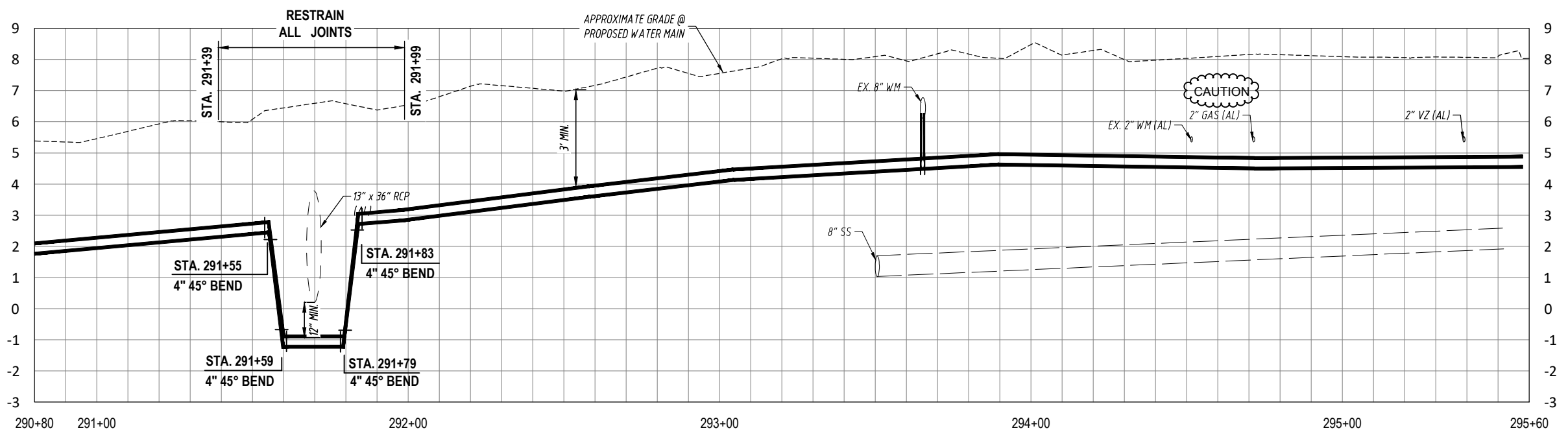
WORK ORDER NO.	WTR-20-0003
RECORD DRAWING NO.	----
ATLAS PAGE K-8,K-9	SHEET 56 OF 67

MATCHLINE - STA. 290+80
SEE SHEET 56

MATCHLINE - STA. 295+60
SEE SHEET 58



STA. 289+93, 6' RT
INSTALL: 4"x4" MJ TEE
4" GATE VALVE W/ BOX
23LF 4" DIP WM
REMOVE: 8"x6" REDUCER
INSTALL: 8"x4" REDUCER



K:\Projects\WTR\WTR-20-0003 - Belmar Gardens\02-Design\Drawings\01-Dwg\02-Streets\WTR-20-0003-Schiller-St.dwg, Oct 07, 2021 - 12:38pm

RORY A. JONES, P.E.
CITY OF TAMPA WATER DEPT.
306 E. JACKSON ST., 5E
TAMPA, FLA. 33602
P.E. #79453

REV NO.	DATE	DESCRIPTION	BY	DESIGNED	NPP
.
.
.
.
				DATE	12/07/2020

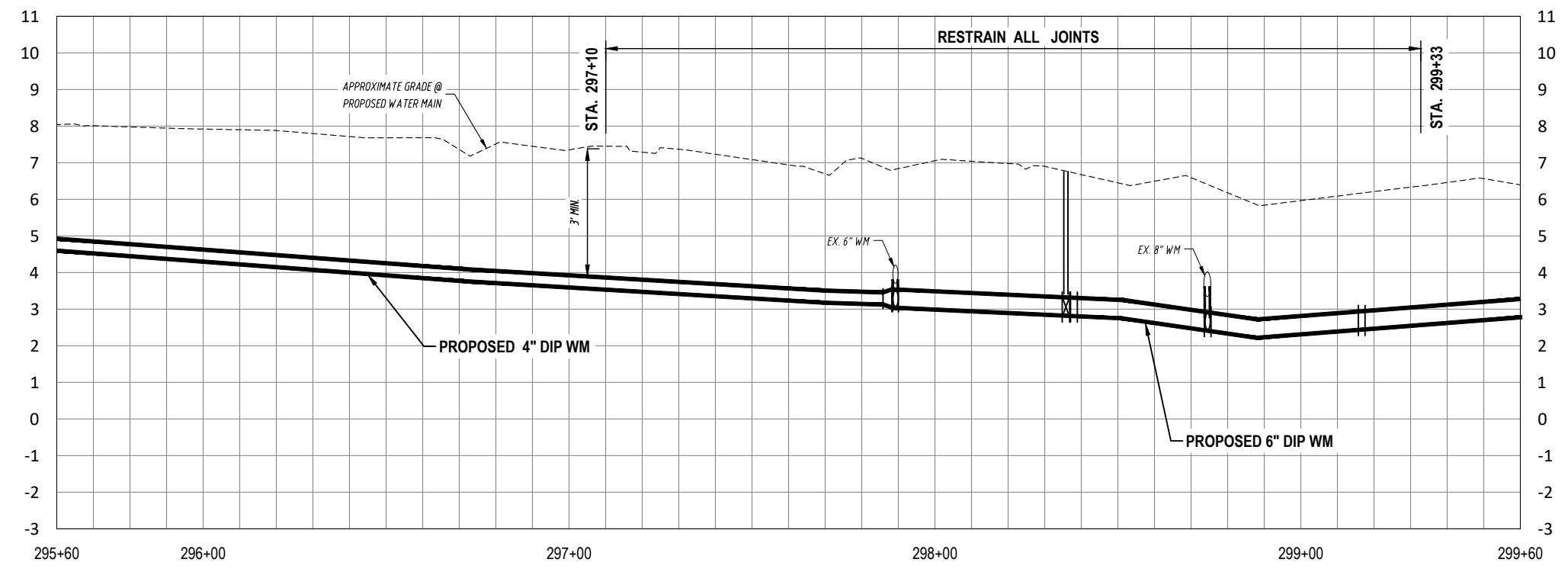
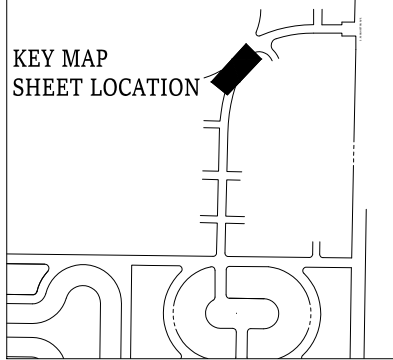
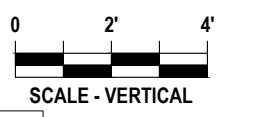
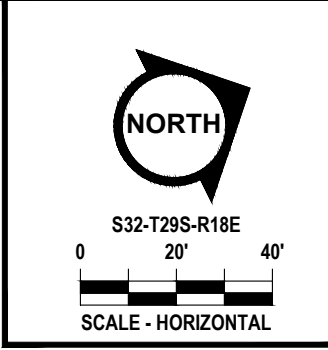
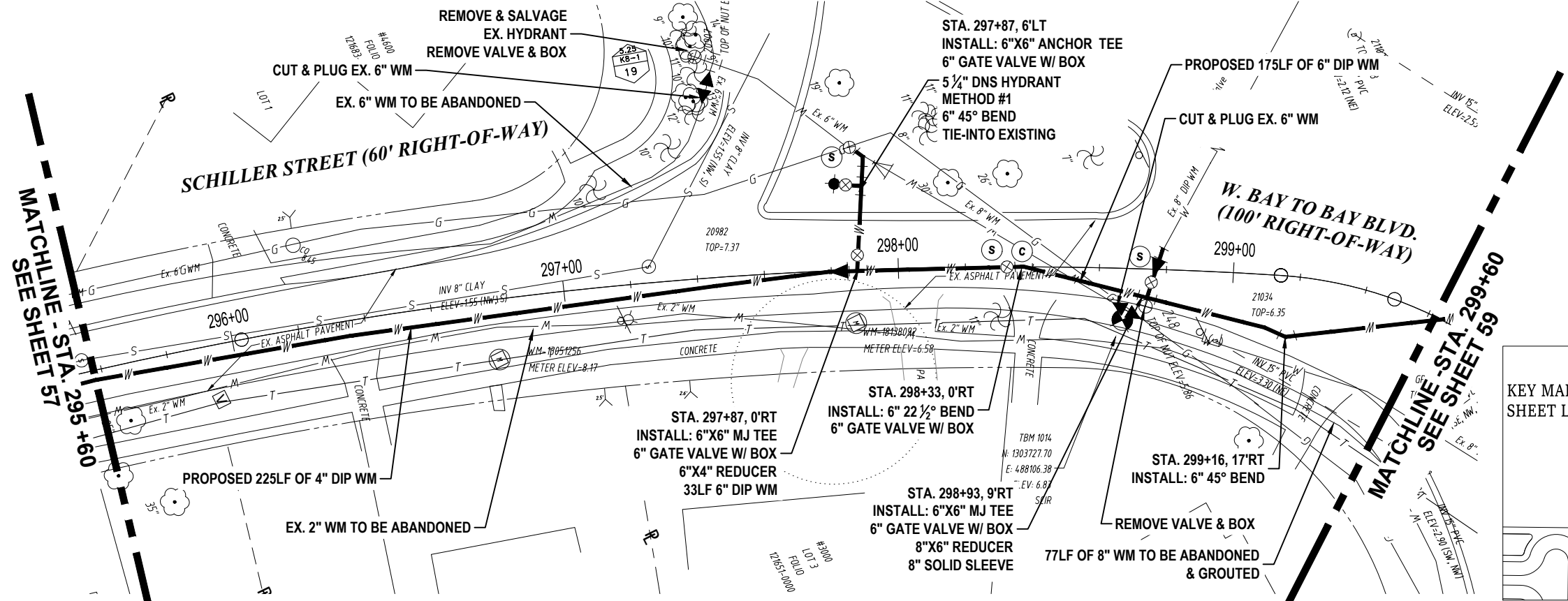
**BELMAR GARDENS WATER MAIN
REPLACEMENT**

PLAN & PROFILE



100% PLANS

WORK ORDER NO.	WTR-20-0003
RECORD DRAWING NO.	----
ATLAS PAGE K-8,K-9	SHEET 57 OF 67



K:\Projects\WTR\20\WTR-20-0003 - Belmar Gardens\02-Design\Drawings\01-Dwg\02-Sheets\WTR-20-0003-Schiller St.dwg, Sep. 14, 2021 - 2:10pm

RORY A. JONES, P.E.
 CITY OF TAMPA WATER DEPT.
 306 E. JACKSON ST., 5E
 TAMPA, FLA. 33602
 P.E. #79453

REV NO.	DATE	DESCRIPTION	BY	DESIGNED	NPP
.
.
.
.

DATE **12/07/2020**

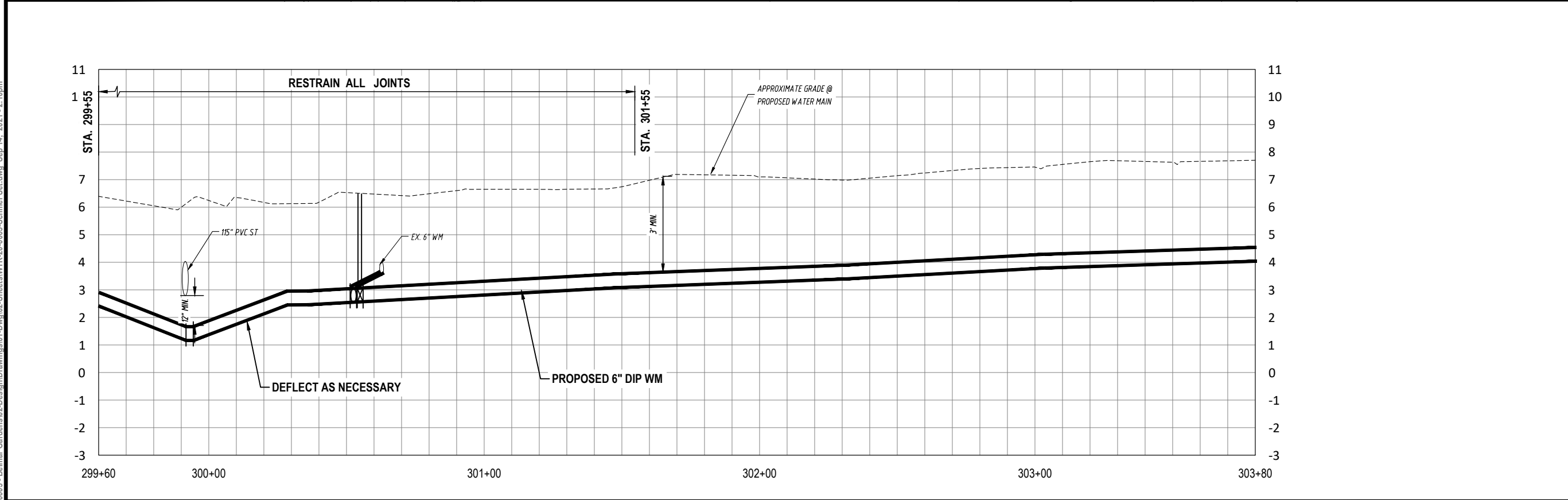
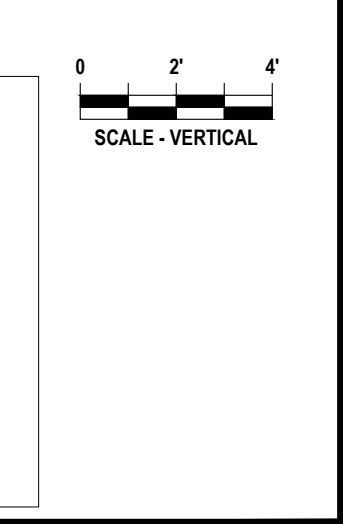
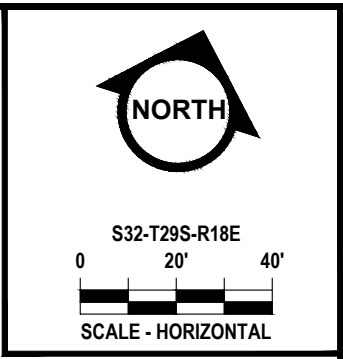
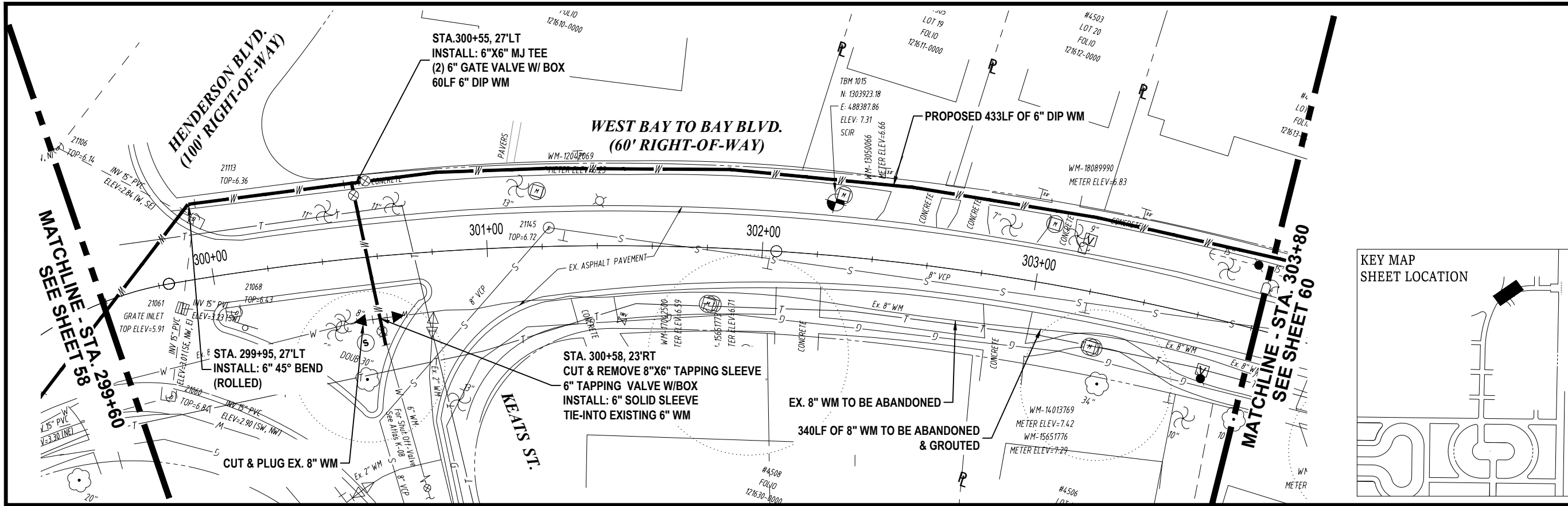
BELMAR GARDENS WATER MAIN REPLACEMENT

PLAN & PROFILE



100% PLANS

WORK ORDER NO.	WTR-20-0003
RECORD DRAWING NO.	----
ATLAS PAGE K-8,K-9	SHEET 58 OF 67



RORY A. JONES, P.E.
 CITY OF TAMPA WATER DEPT.
 306 E. JACKSON ST., 5E
 TAMPA, FLA. 33602
 P.E. #79453

REV NO.	DATE	DESCRIPTION	BY

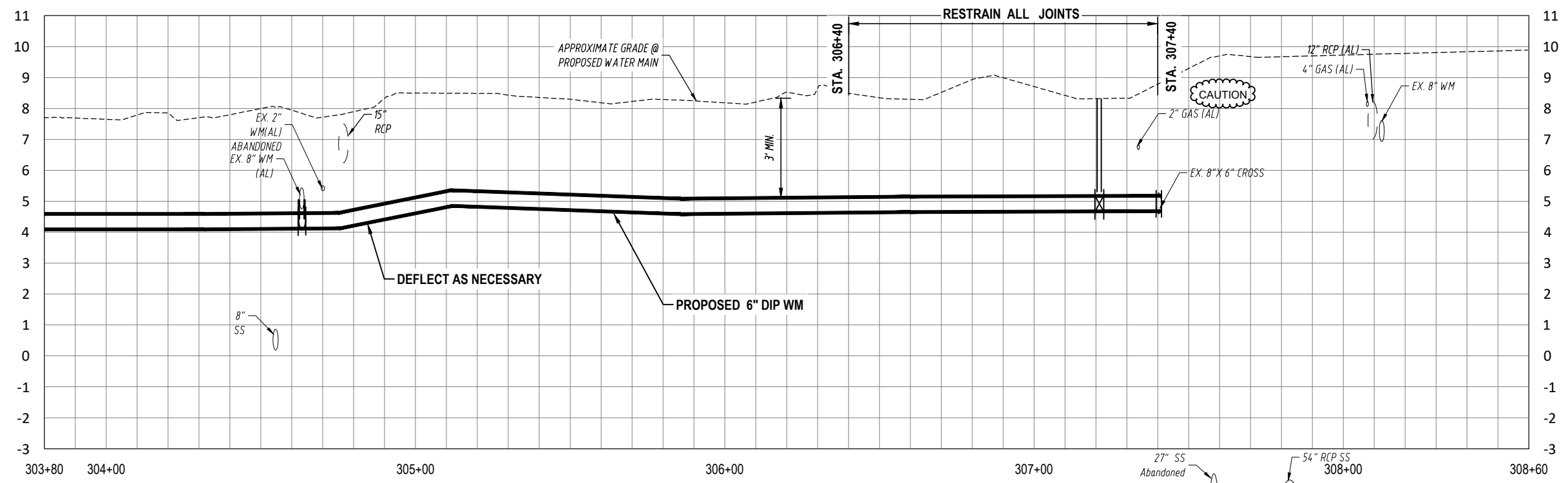
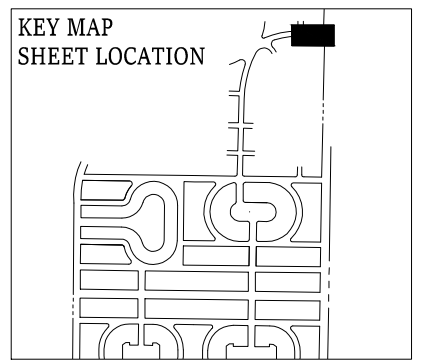
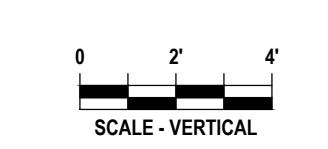
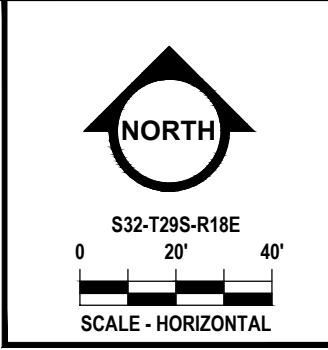
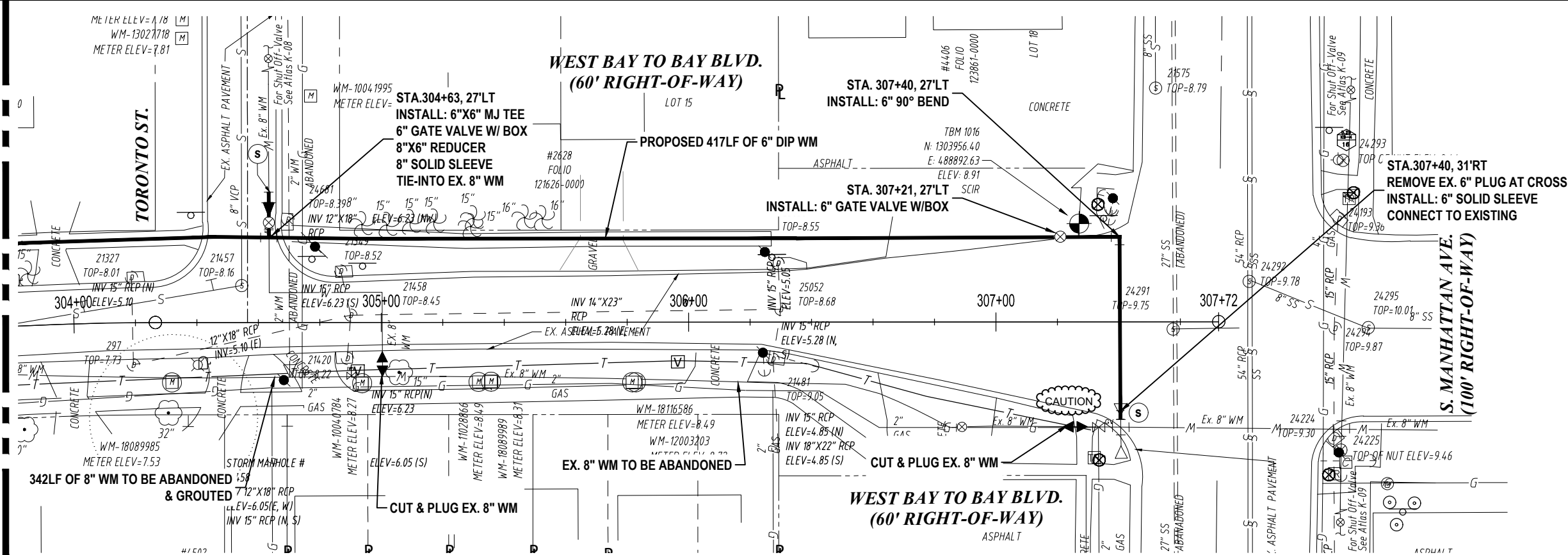
DESIGNED	NPP
DRAWN	JDM
CHECKED	RAJ
DATE	12/07/2020



100% PLANS	
WORK ORDER NO.	WTR-20-0003
RECORD DRAWING NO.	----
ATLAS PAGE K-8,K-9	SHEET 59 OF 67

K:\Projects\WTR\WTR-20-0003 - Belmar Gardens\02-Design\Drawings\01-Dwg\02-Sheets\WTR-20-0003-Schiller-St.dwg, Sep. 14, 2021 - 2:10pm

MATCHLINE - STA. 303+80
SEE SHEET 59



K:\Projects\WTR\20\WTR-20-0003 - Belmar Gardens\02-Design\Drawings\01-Dwg\02-Sheets\WTR-20-0003-Schiller-Std.dwg, Oct 07, 2021, 1:17pm

RORY A. JONES, P.E.
CITY OF TAMPA WATER DEPT.
306 E. JACKSON ST., 5E
TAMPA, FLA. 33602
P.E. #79453

REV NO.	DATE	DESCRIPTION	BY

DESIGNED NPP
DRAWN JDM
CHECKED RAJ
DATE 12/07/2020

BELMAR GARDENS WATER MAIN REPLACEMENT

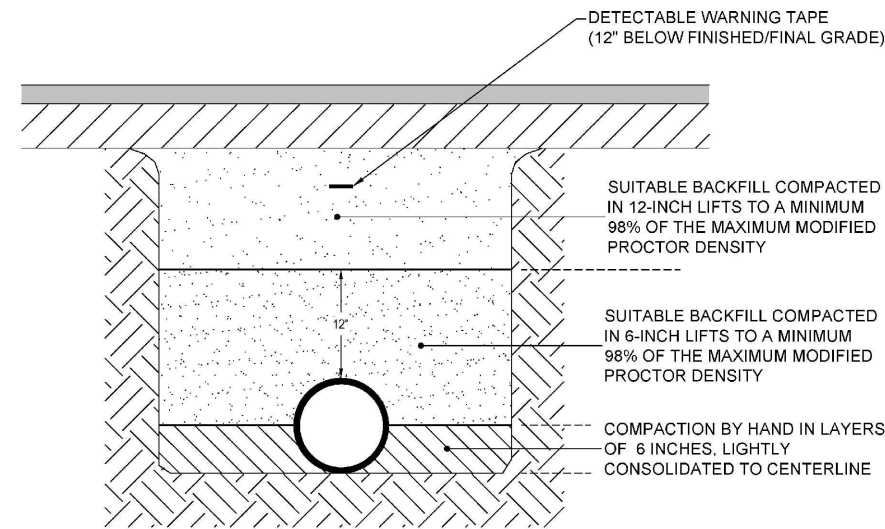
PLAN & PROFILE



100% PLANS

WORK ORDER NO.	WTR-20-0003
RECORD DRAWING NO.	----
ATLAS PAGE K-8, K-9	SHEET 60 OF 67

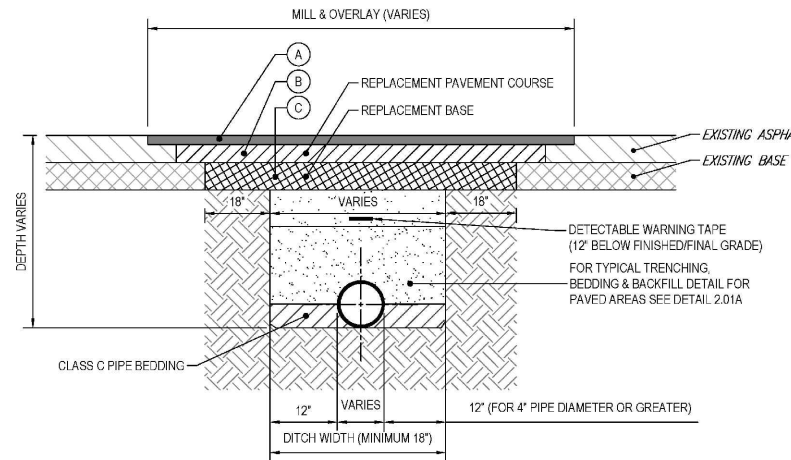
K:\Projects\WTR\20-0003 - Belmar Gardens\02-Design\Drawings\01-Dwg\02-Sheets\WTR-20-0003-DETAILS.dwg, Sep 14, 2021 - 2:11pm



NOTES:

- TRENCH IS DEFINED AS A FLAT-BOTTOM TRENCH. LIGHTLY CONSOLIDATE BACKFILL TO CENTERLINE OF PIPE.
- THIS STANDARD SHALL BE UTILIZED IN THE ABSENCE OF SPECIFIC STANDARDS. THE STANDARD OF THE AGENCY CONTROLLING THE RIGHT-OF-WAY SHALL GOVERN UNLESS OTHERWISE DIRECTED BY CITY ENGINEER.
- SUITABLE BACKFILL SHALL BE DEFINED AS MATERIAL FREE FROM CINDERS, ASHES, REFUSE, CLAY, ORGANIC MATTER, BOULDERS, ROCKS OR STONES, OR OTHER MATERIAL THAT IN THE OPINION OF THE CITY ENGINEER IS UNSUITABLE.
- NON-PERVIOUS AREAS SHALL MEAN ANY CONCRETE OR ASPHALT CURB, SIDEWALK, TRAIL, DRIVEWAY, OR ROADWAY.

	LAST REVISION		
	NOV 2019	TRENCHING, BEDDING AND BACKFILL DETAIL FOR NON-PERVIOUS (PAVED) AREAS	2.01A



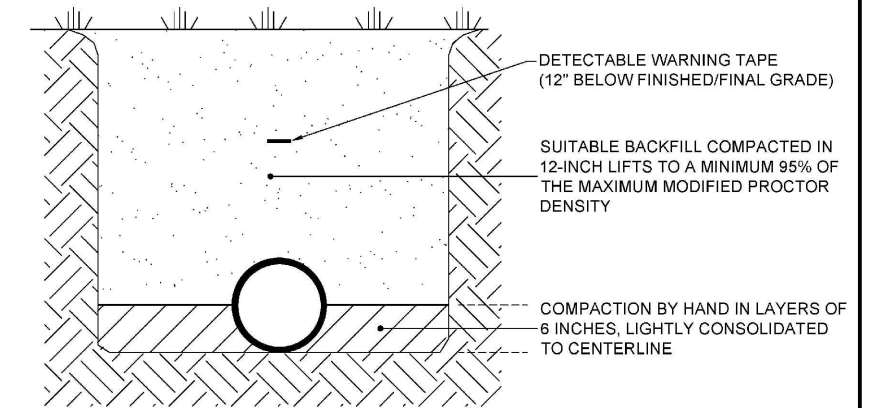
PAVEMENT LAYERS (SEE SPECIFICATIONS)

- A. TYPE SP 9.5 ASPHALT (1") MILL & OVERLAY
- B. TYPE SP 9.5 OR SP 12.5 ASPHALT (1" FOR CLASS I, 2" FOR CLASS II)
- C. CRUSHED CONCRETE BASE (8" FOR CLASS I, 12" FOR CLASS II)

NOTES:

- PAVEMENT SHALL BE MECHANICALLY SAWED.
- CLASS I = RESIDENTIAL ROAD AND CLASS II = COLLECTOR/ARTERIAL ROAD.
- THE MILL AND OVERLAY COURSE (A) SHALL BE 1" THICK AND FDOT TYPE SP 9.5 ASPHALT SHALL BE USED. LIFT TO BE 3/4" MIN. AND 1 1/2" MAX. FOR CLASS I AND CLASS II ROADS.
 WHEN TRENCH IS PERPENDICULAR TO THE ROAD: THE WIDTH OF THE REPLACEMENT BASE LIMIT ± 10" ON EACH SIDE
 WHEN TRENCH IS PARALLEL TO THE ROAD: THE FULL WIDTH OF THE ROAD (CURB TO CURB)
- THE REPLACEMENT PAVEMENT COURSE (B) SHALL EXTEND ± 12" ON EACH SIDE OF THE REPLACEMENT BASE LIMIT AND BE FDOT TYPE SP 9.5 OR SP 12.5 WITH A THICKNESS EQUAL TO THE EXISTING OR AS INDICATED, WHICHEVER IS GREATER. LIFT TO BE 3/4" MIN. AND 1 1/2" MAX. FOR SP 9.5 AND 1 1/2" MIN. TO 3" MAX. FOR SP 12.5.
- THE REPLACEMENT BASE (C) MATERIALS SHALL BE EITHER OF THE SAME TYPE AND COMPOSITION AS THE MATERIALS REMOVED OR OF EQUAL OR GREATER STRUCTURAL ADEQUACY. BASE SHALL BE INSTALLED TO A THICKNESS OF THE EXISTING BASE OR AS INDICATED, WHICHEVER IS GREATER. BASE SHALL EXTEND 18" IN EACH SIDE OF THE TRENCH LIMIT. CRUSHED CONCRETE BASE SHALL FOLLOW FDOT STANDARD SPECIFICATIONS FOR RECYCLED CONCRETE AGGREGATES, LATEST EDITION. LAYER COEFFICIENT (SN) SHALL BE 0.18 WITH LIMEROCK BEARING RATIO (LBR) 150 OR GREATER. GRADATION AND SIZE REQUIREMENTS SHALL CONFORM TO FDOT LATEST SPECIFICATIONS.

	LAST REVISION		
	JAN 2020	STANDARD DETAIL FOR RESTORATION WITHIN COT ROADWAY - FLEXIBLE PAVEMENT	2.01B



NOTES:

- TRENCH IS DEFINED AS A FLAT-BOTTOM TRENCH. LIGHTLY CONSOLIDATE BACKFILL TO CENTERLINE OF PIPE.
- THIS STANDARD SHALL BE UTILIZED IN THE ABSENCE OF SPECIFIC STANDARDS. THE STANDARD OF THE AGENCY CONTROLLING THE RIGHT-OF-WAY SHALL GOVERN UNLESS OTHERWISE DIRECTED BY CITY ENGINEER.
- SUITABLE BACKFILL SHALL BE DEFINED AS MATERIAL FREE FROM CINDERS, ASHES, REFUSE, CLAY, ORGANIC MATTER, BOULDERS, ROCKS OR STONES, OR OTHER MATERIAL THAT IN THE OPINION OF THE CITY ENGINEER IS UNSUITABLE.
- NON-PAVED AREA IS A PERVIOUS AREA. IF ANY PART OF THE TRENCH IS WITHIN A CONCRETE OR ASPHALT CURB, SIDEWALK, DRIVEWAY, OR ROADWAY, THEN STANDARD DETAIL 2.01 APPLIES.

	LAST REVISION		
	NOV 2019	TRENCHING, BEDDING, AND BACKFILL DETAIL FOR PERVIOUS (NON-PAVED) AREAS	2.02

RORY A. JONES, P.E.
 CITY OF TAMPA WATER DEPT.
 306 E. JACKSON ST., 5E
 TAMPA, FLA. 33602
 P.E. #79453

REV NO.	DATE	DESCRIPTION	BY

DESIGNED NPP
 DRAWN JDM
 CHECKED RAJ
 DATE 12/07/2020

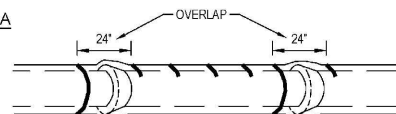
BELMAR GARDENS WATER MAIN
 REPLACEMENT

 DETAIL SHEET



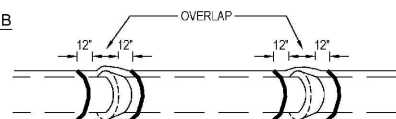
100% PLANS	
WORK ORDER NO.	WTR-20-0003
RECORD DRAWING NO.	----
ATLAS PAGE K-8,K-9	SHEET 61 OF 67

METHOD A



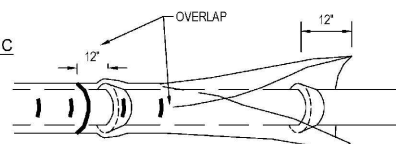
POLYETHYLENE TUBE IS CUT INTO LENGTHS APPROXIMATELY TWO FEET LONGER THAN THE PIPE SECTION AND PLACED AROUND IT. AFTER THE PIPE JOINT IS ASSEMBLED, THE POLYETHYLENE TUBE IS MADE TO OVERLAP THE JOINT AND THE OVERLAP SECURED IN PLACE. SINCE THE TUBE IS CONSIDERABLY LARGER THAN THE BARREL OF PIPE, IT IS MADE TO FIT SNUGLY BY FOLDING OVER AT THE TOP AND SECURING WITH TAPE EVERY 24" ALONG THE PIPE SECTION.

METHOD B



POLYETHYLENE TUBE IS CUT ONE FOOT SHORTER THAN THE LENGTH OF THE PIPE SECTION. AFTER PLACEMENT OF THE PIPE, IT IS FOLDED AND SECURED SNUGLY OVERALL. A THREE FOOT LENGTH OF POLYETHYLENE TUBE PLACED OVER THE END OF THE PRECEDING SECTION IS THEN PULLED IN PLACE OVER THE JOINT AFTER ASSEMBLY AND SECURED.

METHOD C

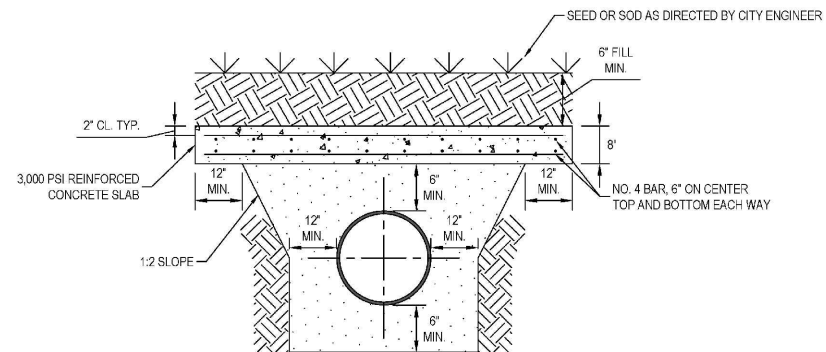


POLYETHYLENE SHEET IS CUT TO A LENGTH TWO FEET LONGER THAN THE PIPE SECTION. THE SHEET IS WRAPPED AROUND THE PIPE SO THAT IT OVERLAPS CIRCUMFERENTIALLY OVER THE TOP QUADRANT OF THE PIPE, THEN SECURED. AFTER JOINT ASSEMBLY, THE SURPLUS LENGTH OF POLYETHYLENE FILM IS SECURED AROUND THE JOINT, PROVIDING AN OVERLAP OF EACH JOINT. TAPE AT EACH JOINT AND AT 3' INTERVALS IN BETWEEN.

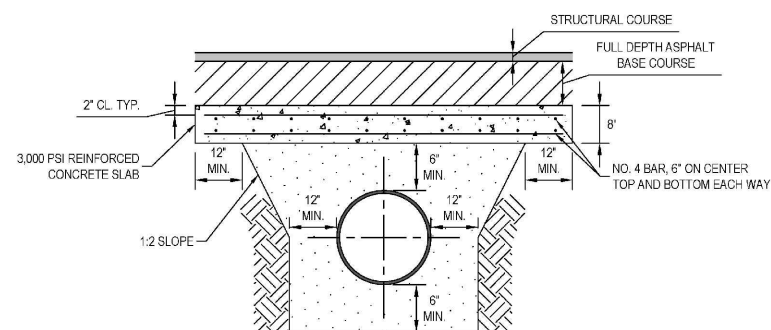
NOTES:

1. USE BLUE POLYETHYLENE FILM AND TAPE ONLY.
2. POLYETHYLENE FILM SHALL BE A MINIMUM OF 8 MIL. THICKNESS.
3. SPIRAL WRAP NOT REQUIRED WITH POLYWRAP.

	LAST REVISION	POLYETHYLENE ENCASEMENT INSTALLATION DETAIL	2.05
	JUL 2018		



GRASSED SECTION

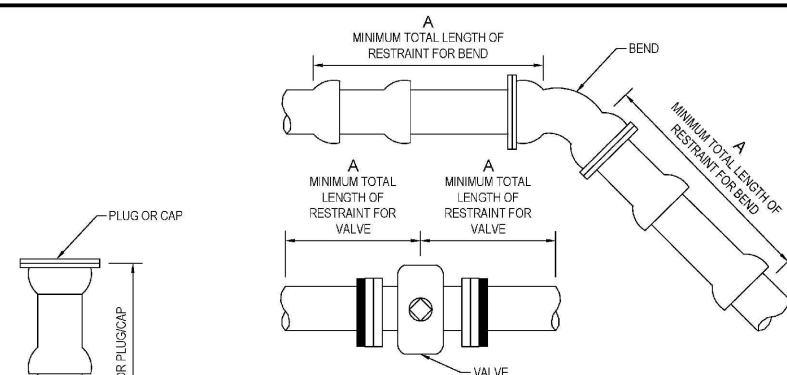


ROADWAY SECTION

NOTES:

1. STRUCTURAL COURSE AND BASE COURSE REQUIREMENT SHALL BE ESTABLISHED BY THE AGENCY HAVING JURISDICTION.
2. SHOCK PADS FOR MAINS TOO SHALLOW FOR THE ABOVE CONFIGURATION SHALL BE DESIGNED ON A CASE-BY-CASE BASIS.

	LAST REVISION	REINFORCED CONCRETE SHOCK PAD (FOR COVER LESS THAN 2.5')	2.06
	JUL 2018		



FITTING / PIPE	RESTRAIN "A" (LF)									
	4'	6'	8'	10'	12'	16'	20'	24'	30'	36'
11-1/4"	4	5	8	10	11	13	15	19	21	
22-1/2"	8	11	15	20	21	26	31	38	44	
45° OFFSET	16	23	30	43	45	55	65	78	91	
90°	39	55	73	103	109	133	156	189	220	
PLUG/CAP/VALVE*	69	98	128	179	179	218	255	306	356	

A = MINIMUM FOOTAGE OF PIPE TO BE RESTRAINED
 * = FOR IN-LINE VALVE, RESTRAIN LENGTH "A" REQUIRED BOTH WAYS FROM VALVE

NOTES:

1. THIS TABLE IS BASED ON:
 - a. MAXIMUM TEST PRESSURE OF 190 PSI
 - b. LAYING CONDITION TYPE 2 (SEE DETAILS 2.01 AND 2.02)
 - c. POOR SOIL CONDITIONS
 - d. USING D.I.P.
 - e. 3 FEET OF COVER FOR 12" AND SMALLER MAINS; 4 FEET OF COVER FOR 16" AND LARGER MAINS
 - f. HORIZONTAL BENDS ONLY - ENGINEER TO SUBMIT CALCULATIONS FOR VERTICAL RESTRAINTS
2. "RESTRAINED" PIPE SHALL BE MANUFACTURED RESTRAINED JOINT PIPE, PUSH-ON JOINT PIPE RESTRAINED W/GASKET-TYPE "GRIPPER RESTRAINTS", OR MECHANICAL JOINT PIPE RESTRAINED BY MEGALUG (OR APPROVED EQUIVALENT).
3. ANY ADDITIONAL FITTINGS WITHIN THE RESTRAINED SECTION SHALL BE RESTRAINED ACCORDINGLY.

	LAST REVISION	RESTRAINED JOINT STANDARD FOR BENDS, PLUGS, CAPS, AND VALVES	2.11
	JUL 2018		

RORY A. JONES, P.E.
 CITY OF TAMPA WATER DEPT.
 306 E. JACKSON ST., 5E
 TAMPA, FLA. 33602
 P.E. #79453

REV NO.	DATE	DESCRIPTION	BY	DESIGNED	NPP
.	.	.	.	DRAWN	JDM
.	.	.	.	CHECKED	RAJ
.	.	.	.	DATE	12/07/2020

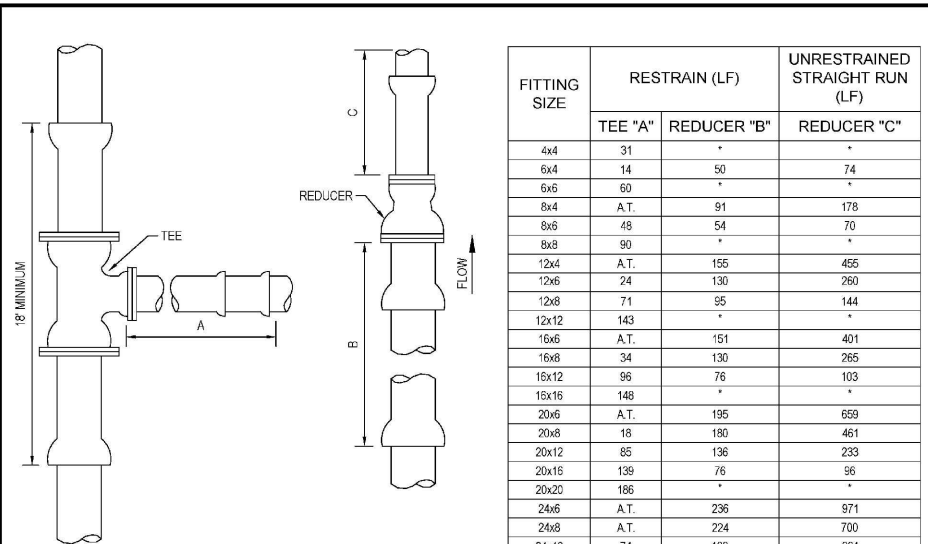
BELMAR GARDENS WATER MAIN REPLACEMENT
 DETAIL SHEET



100% PLANS

WORK ORDER NO.	WTR-20-0003
RECORD DRAWING NO.	----
ATLAS PAGE K-8,K-9	SHEET 62 OF 67

K:\Projects\WTR\20\WTR-20-0003 - Belmar Gardens\02-Design\Drawings\01-Dwg\02-Sheets\WTR-20-0003 DETAILS.dwg Sep 14, 2021 - 2:11pm

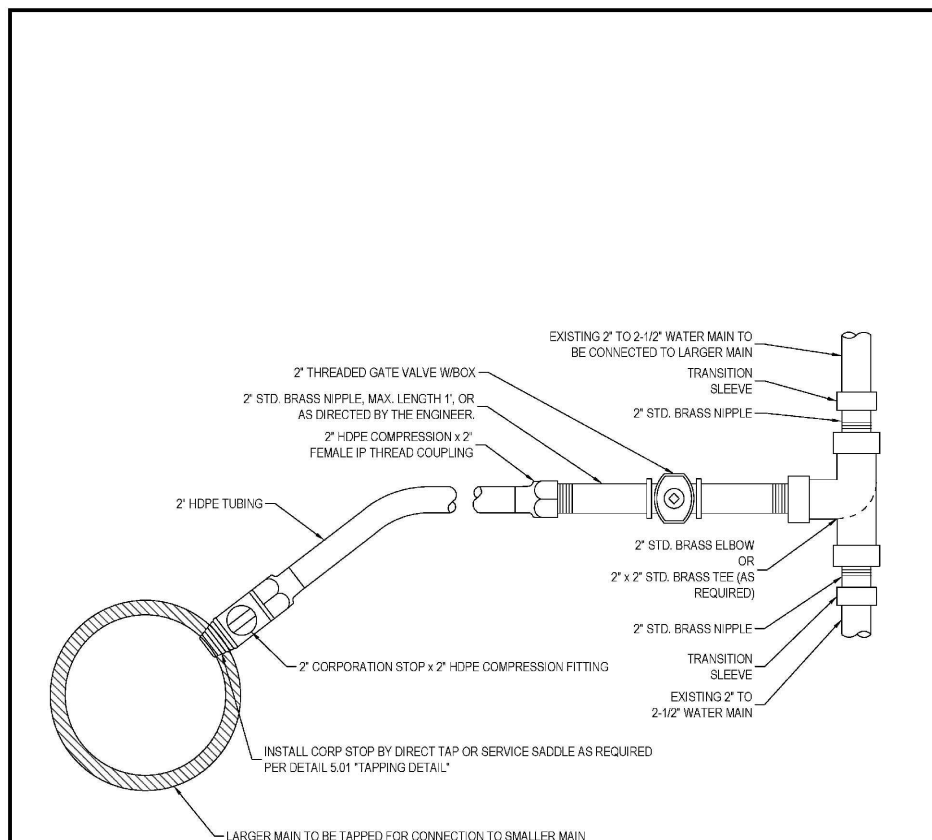


FITTING SIZE	RESTRAIN (LF)		UNRESTRAINED STRAIGHT RUN (LF)
	TEE "A"	REDUCER "B"	REDUCER "C"
4x4	31	*	*
6x4	14	50	74
6x6	60	*	*
8x4	A.T.	91	178
8x6	48	54	70
8x8	90	*	*
12x4	A.T.	155	455
12x6	24	130	260
12x8	71	95	144
12x12	143	*	*
16x6	A.T.	151	401
16x8	34	130	285
16x12	96	76	103
16x16	148	*	*
20x6	A.T.	195	659
20x8	18	180	461
20x12	85	136	233
20x16	139	76	96
20x20	186	*	*
24x6	A.T.	236	971
24x8	A.T.	224	700
24x12	74	188	391
24x16	130	139	215
24x20	180	76	93
24x24	224	*	*
30x6	A.T.	293	1534
30x8	A.T.	283	1130
30x12	56	255	678
30x16	118	216	426
30x20	169	168	280
30x24	215	108	138
30x30	275	*	*
36x6	A.T.	345	2230
36x8	A.T.	336	1660
36x12	38	314	1030
36x16	104	283	689
36x20	159	244	466
36x24	206	195	306
36x30	269	108	133
36x36	326	*	*

A.T. = RESTRAINT REQUIRED AT TEE ONLY. * = NOT APPLICABLE

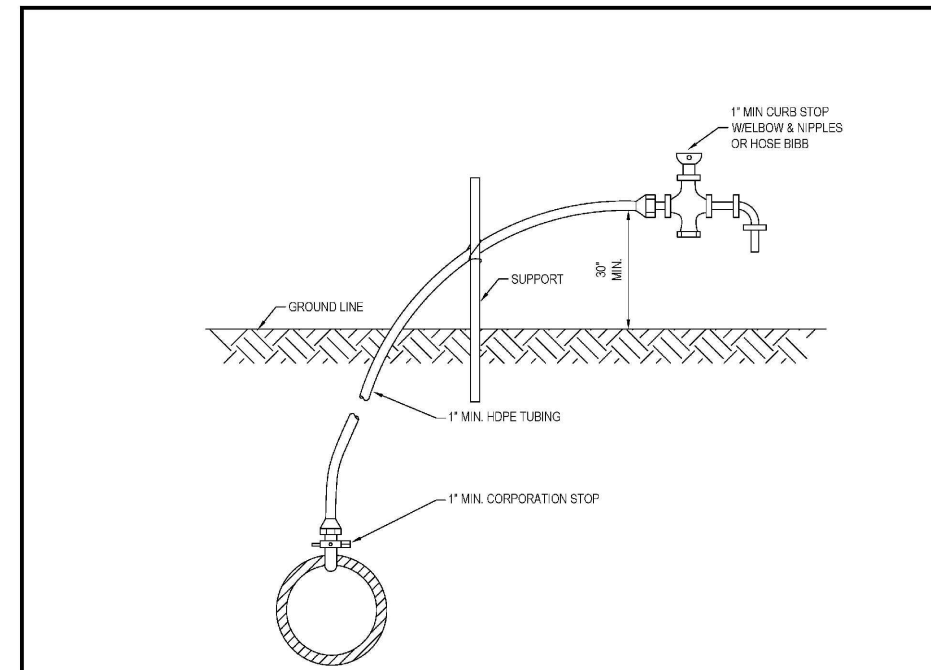
- NOTES:
- THIS TABLE IS BASED ON:
 - MAXIMUM TEST PRESSURE OF 190 PSI
 - LAYING CONDITION TYPE 2 (SEE DETAILS 2.01 AND 2.02)
 - POOR SOIL CONDITIONS
 - USING D.I.P.
 - 3 FEET OF COVER FOR 12" AND SMALLER MAINS, 4 FEET OF COVER FOR 16" AND LARGER MAINS
 - HORIZONTAL BENDS ONLY - ENGINEER TO SUBMIT CALCULATIONS FOR VERTICAL RESTRAINTS
 - RESTRAINT FOR REDUCERS: IF "C" STRAIGHT RUN OF PIPE DOWNSTREAM OF REDUCER NOT AVAILABLE, THE RESTRAIN "B" UPSTREAM OF REDUCER.
 - "RESTRAINED" PIPE SHALL BE MANUFACTURED RESTRAINED JOINT PIPE, PUSH-ON JOINT PIPE RESTRAINED W/GASKET-TYPE "GRIPPER RESTRAINTS", OR MECHANICAL JOINT PIPE RESTRAINED BY MEGALUG (OR APPROVED EQUIVALENT).
 - ANY ADDITIONAL FITTINGS WITHIN THE RESTRAINED SECTION SHALL BE RESTRAINED ACCORDINGLY.

	LAST REVISION	RESTRAINED JOINT STANDARD FOR TEES AND REDUCERS	2.12A
	JUL 2018		



NOTE:
SEE DETAIL 5.01 TO DETERMINE WHEN SADDLES ARE REQUIRED FOR CORP INSTALLATION. VALVE SHALL BE SET IN ACCORDANCE WITH DETAIL 3.01.

	LAST REVISION	TAPPED CONNECTION FROM DI, CI, OR PVC PIPE TO <4" WATER MAINS	2.13A
	JUN 2020		



- NOTES:
- WATER OUTLET SHALL BE HELD UP OFF THE GROUND SO AS NOT TO INTERFERE WITH THE SAMPLING PROCESS.
 - CORPORATION STOP TO BE REMOVED AND BRASS PLUG INSTALLED IN TAPPED MAIN AFTER OPERATION.

	LAST REVISION	TEMPORARY SAMPLE TAP INSTALLATION W/DI, CI, OR PVC PIPE	2.18A
	JUL 2018		

K:\Projects\WTR\20\WTR-20-0003 - Belmar Gardens\02-Design\Drawings\01-Dwg\02-Sheets\WTR-20-0003 DETAILS.dwg Sep 14, 2021 - 2:11pm

RORY A. JONES, P.E.
CITY OF TAMPA WATER DEPT.
306 E. JACKSON ST., 5E
TAMPA, FLA. 33602
P.E. #79453

REV NO.	DATE	DESCRIPTION	BY	DESIGNED	NPP
.	.	.	.	DRAWN	JDM
.	.	.	.	CHECKED	RAJ
.	.	.	.	DATE	12/07/2020

BELMAR GARDENS WATER MAIN REPLACEMENT

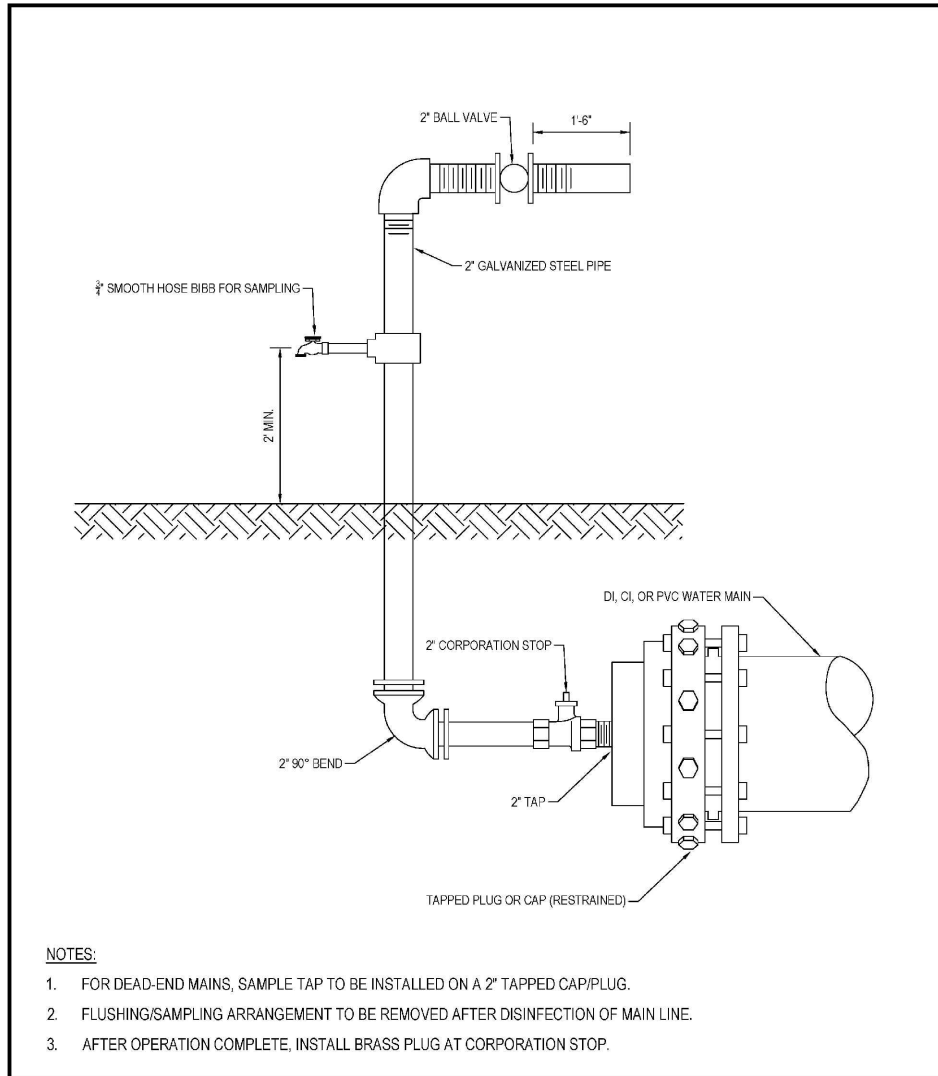
DETAIL SHEET



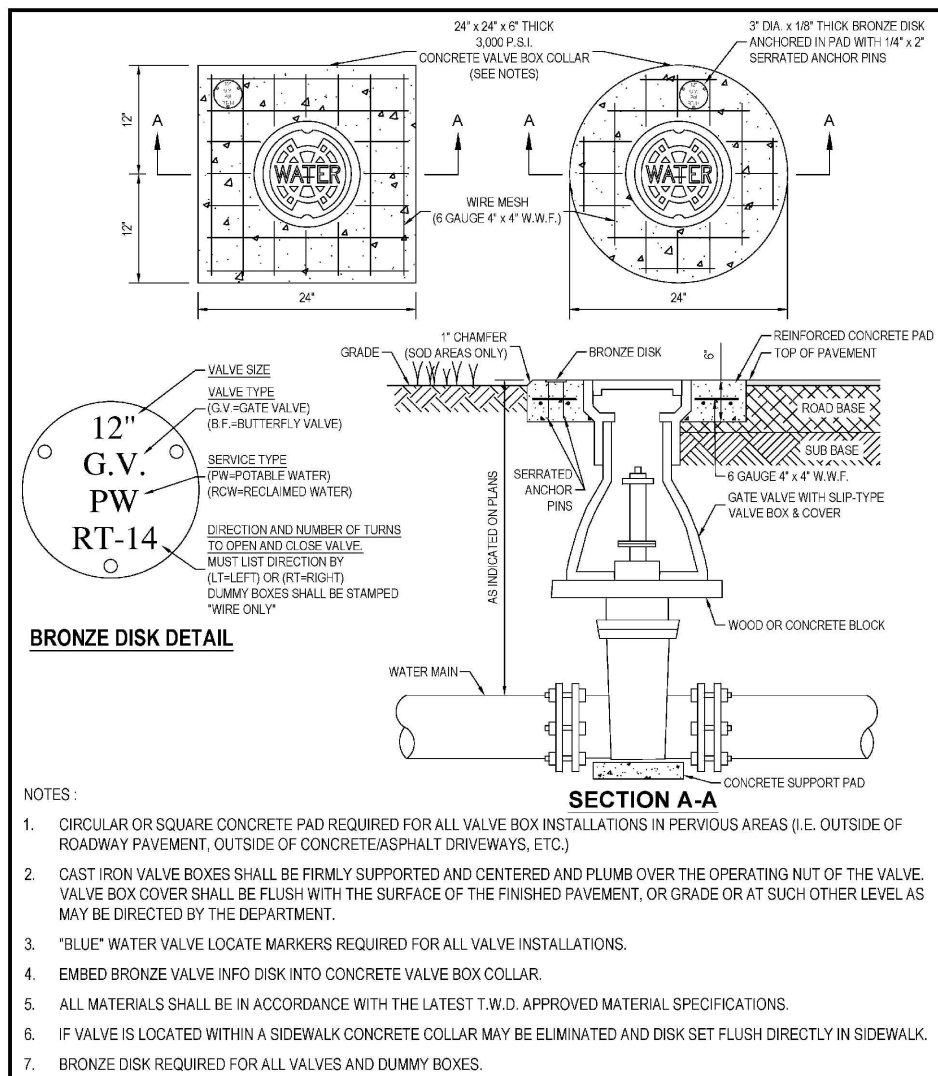
100% PLANS

WORK ORDER NO.	WTR-20-0003
RECORD DRAWING NO.	----
ATLAS PAGE K-8,K-9	SHEET 63 OF 67

K:\Projects\WTR\20-0003 - Belmar Gardens\02-Design\Drawings\01-Dwg\02-Sheets\WTR-20-0003-DETAILS.dwg, Sep 14, 2021 - 2:11pm



	LAST REVISION		
	JUL 2018	TEMPORARY SAMPLE TAP INSTALLATION FOR END OF LINE W/DI, CI, OR PVC PIPE	2.19A



	LAST REVISION		
	JUN 2020	VALVE INSTALLATION W/VALVE BOX & PAD FOR DI OR CI PIPE	3.01

RORY A. JONES, P.E.
CITY OF TAMPA WATER DEPT.
306 E. JACKSON ST., 5E
TAMPA, FLA. 33602
P.E. #79453

REV NO.	DATE	DESCRIPTION	BY
.	.	.	.
.	.	.	.
.	.	.	.
.	.	.	.

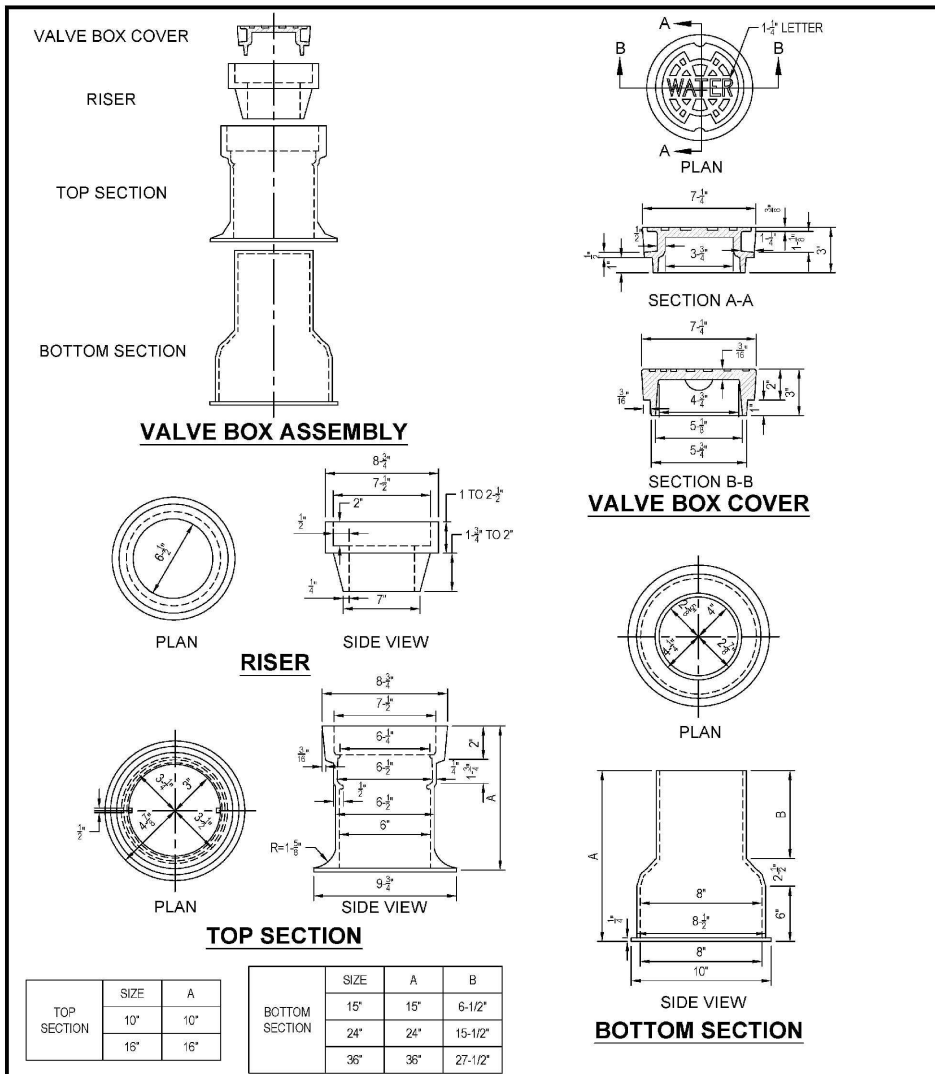
DESIGNED NPP
DRAWN JDM
CHECKED RAJ
DATE 12/07/2020

BELMAR GARDENS WATER MAIN
REPLACEMENT

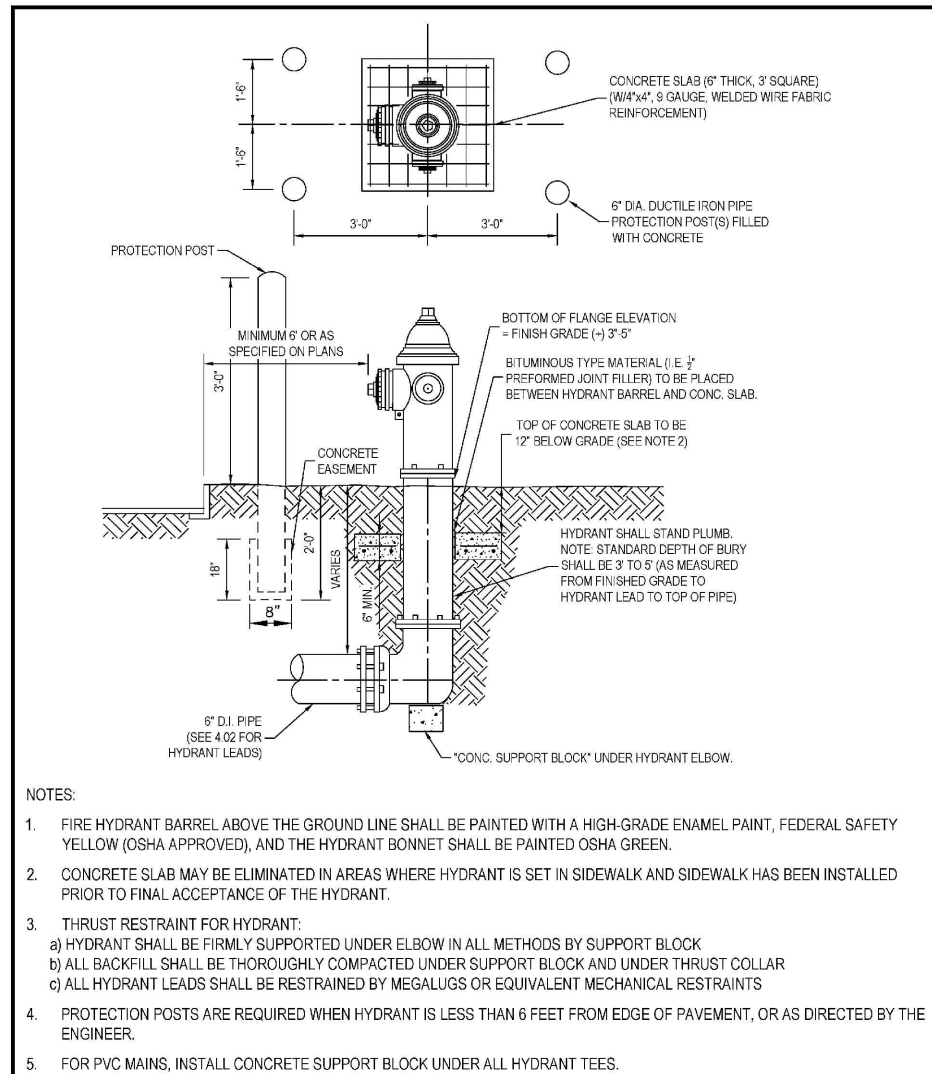
DETAIL SHEET

100% PLANS	
WORK ORDER NO.	WTR-20-0003
RECORD DRAWING NO.	----
ATLAS PAGE K-8,K-9	SHEET 64 OF 67

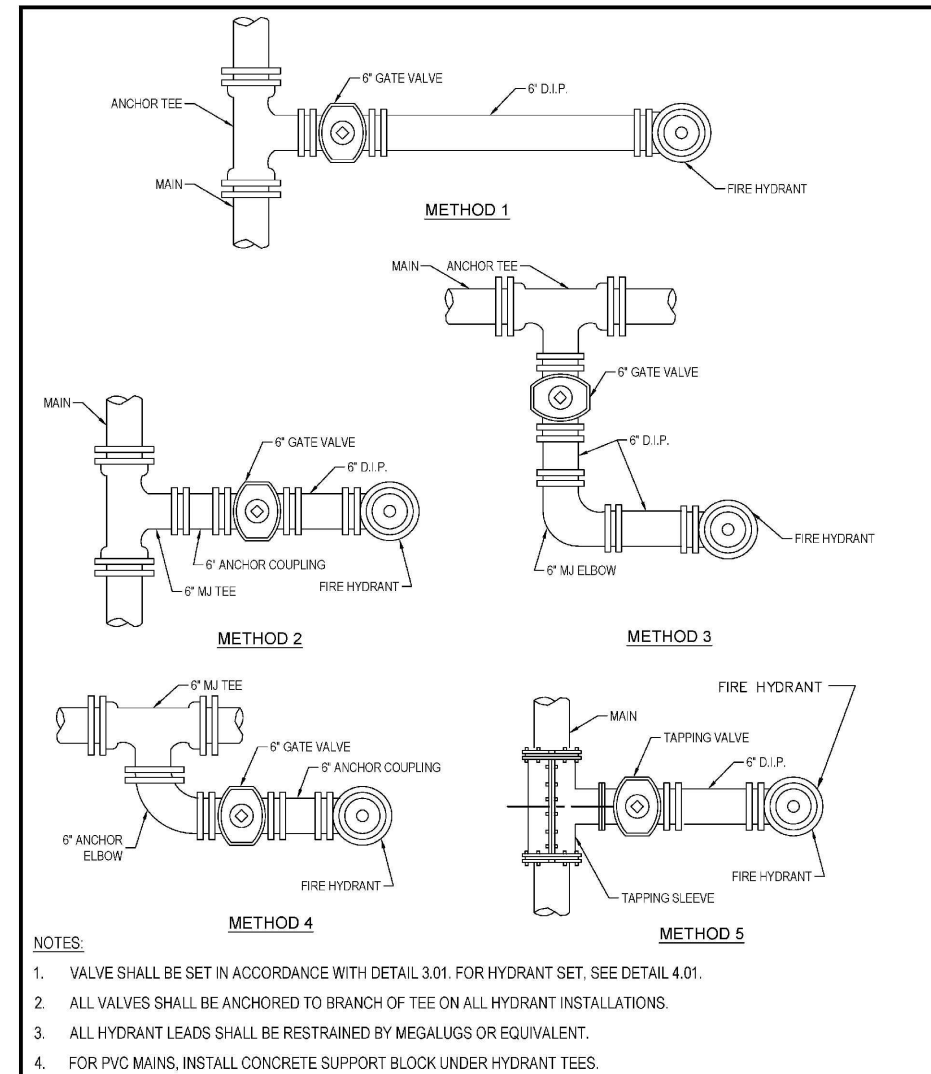
K:\Projects\WTR\20\WTR-20-0003 - Belmar Gardens\02-Design\Drawings\01-Dwg\02-Sheets\WTR-20-0003 DETAILS.dwg Sep 14, 2021 - 2:11pm



	LAST REVISION		
	JUL 2018	VALVE BOX, SLIP TYPE	3.04



	LAST REVISION		
	JUL 2018	FIRE HYDRANT INSTALLATION	4.01



	LAST REVISION		
	JUL 2018	FIRE HYDRANT METHODS OF INSTALLATION	4.02

RORY A. JONES, P.E.
CITY OF TAMPA WATER DEPT.
306 E. JACKSON ST., 5E
TAMPA, FLA. 33602
P.E. #79453

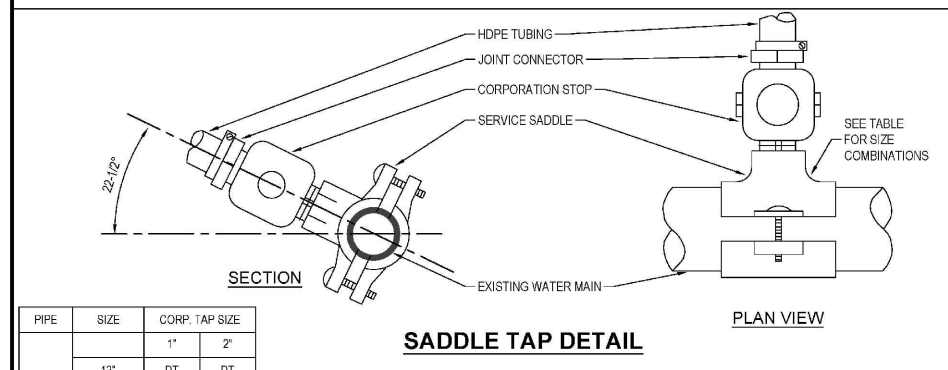
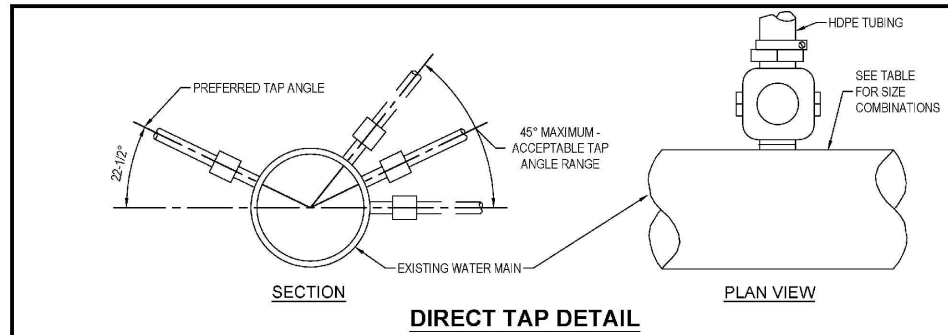
REV. NO.	DATE	DESCRIPTION	BY	DESIGNED	NPP
.	.	.	.	DRAWN	JDM
.	.	.	.	CHECKED	RAJ
.	.	.	.	DATE	12/07/2020

BELMAR GARDENS WATER MAIN
REPLACEMENT

DETAIL SHEET

100% PLANS	
WORK ORDER NO.	WTR-20-0003
RECORD DRAWING NO.	----
ATLAS PAGE K-8,K-9	SHEET 65 OF 67

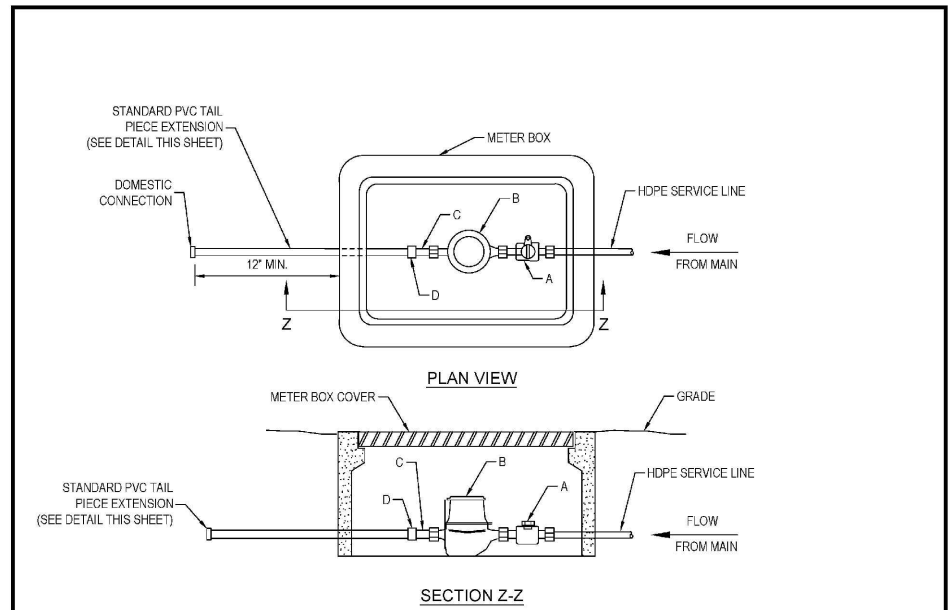
K:\Projects\WTR\20-0003 - Belmar Gardens\02-Design\Drawings\01-Dwg\02-Sheets\WTR-20-0003-DETAILS.dwg Sep 14, 2021 - 2:12pm



PIPE	SIZE	CORP. TAP SIZE	
		1"	2"
DWI	12"	DT	DT
	8"	DT	SS
	6"	DT	SS
PVC	4"	SS	SS
	2", 2-1/2"	SS	NA
	8", C-900	SS	SS
	6", C-900	SS	SS
OTHER*	2"-SDR21	SS	NA
	12"	SS	SS
	10"	SS	SS
	8"	SS	SS
	6"	SS	SS
OTHER*	4"	SS	NA
	3"	SS	NA
	2", 2-1/2"	SS	NA

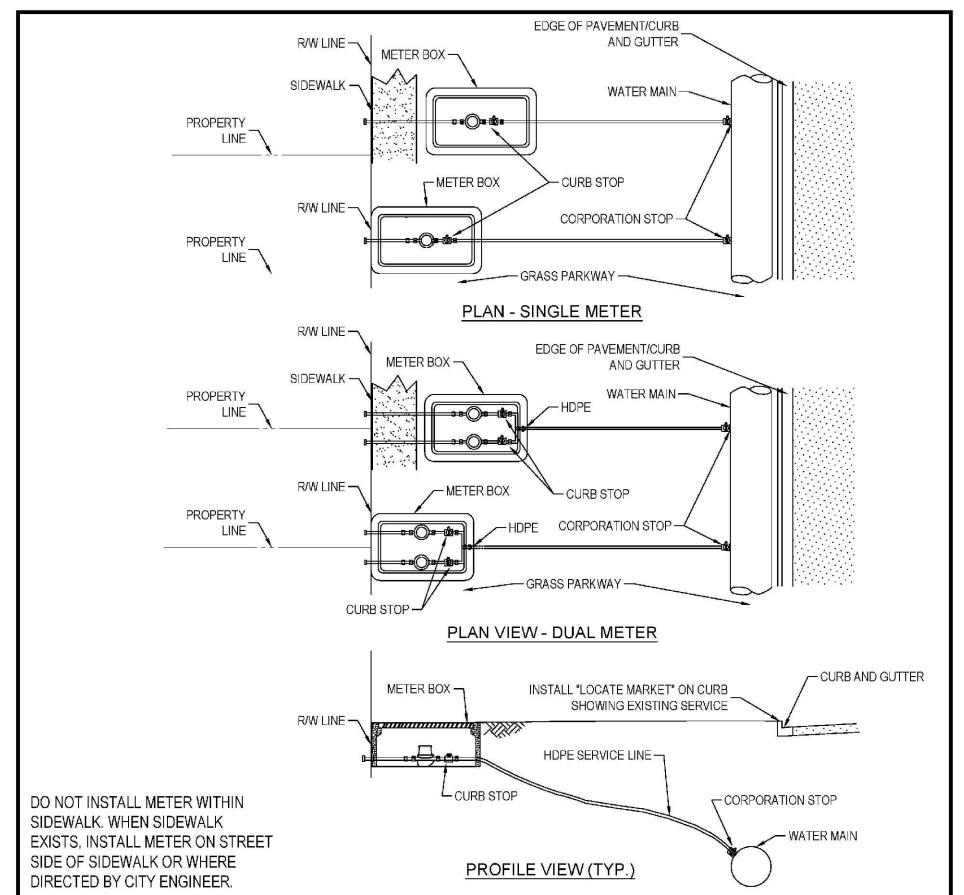
LEGEND
 DT- DIRECT TAP CAN BE ALLOWED SS- SERVICE SADDLE IS REQUIRED NA- NOT ALLOWED
 *ASBESTOS CEMENT, STEEL, GALVANIZED IRON PIPE, NON STD PVC, ETC.

	LAST REVISION JUN 2020	TAPPING DETAIL FOR 3/4", 1", 1-1/2" & 2" WDI, CI, OR PVC PIPE	5.01A
--	---------------------------	---	-------



* ALL PVC PIPE AND FITTINGS SHALL BE SCH 80 EXCEPT FOR STANDARD TAIL PIECE SECTION WHICH WILL BE SCH 40.
 NOTE: PARTS LIST IS FOR STANDARD INSTALLATION; ACTUAL PARTS REQUIRED MAY VARY AS DIRECTED BY THE ENGINEER.

	LAST REVISION JUL 2018	SINGLE METER SET DETAIL 3/4", 1", 1-1/2", 2"	5.02
--	---------------------------	---	------



DO NOT INSTALL METER WITHIN SIDEWALK. WHEN SIDEWALK EXISTS, INSTALL METER ON STREET SIDE OF SIDEWALK OR WHERE DIRECTED BY CITY ENGINEER.

* LINE SIZE APPLICABLE FOR DDVVA

SINGLE METER SIZE (INCHES)	SERVICE LINE SIZE (INCHES) (0-15)	DUAL METER SIZE (INCHES)	SERVICE LINE SIZE (INCHES) (0-15)
3/4	1	3/4	2
1	1	1	2
1 1/2	2	1 1/2	N/A
2"	2	2"	N/A

(FEET REFER TO DISTANCE FROM WATER MAIN TO METER)

	LAST REVISION JUL 2018	SINGLE & DUAL METERED SERVICE - SHORT SIDE 3/4", 1", 1-1/2" & 2"	5.04A
--	---------------------------	---	-------

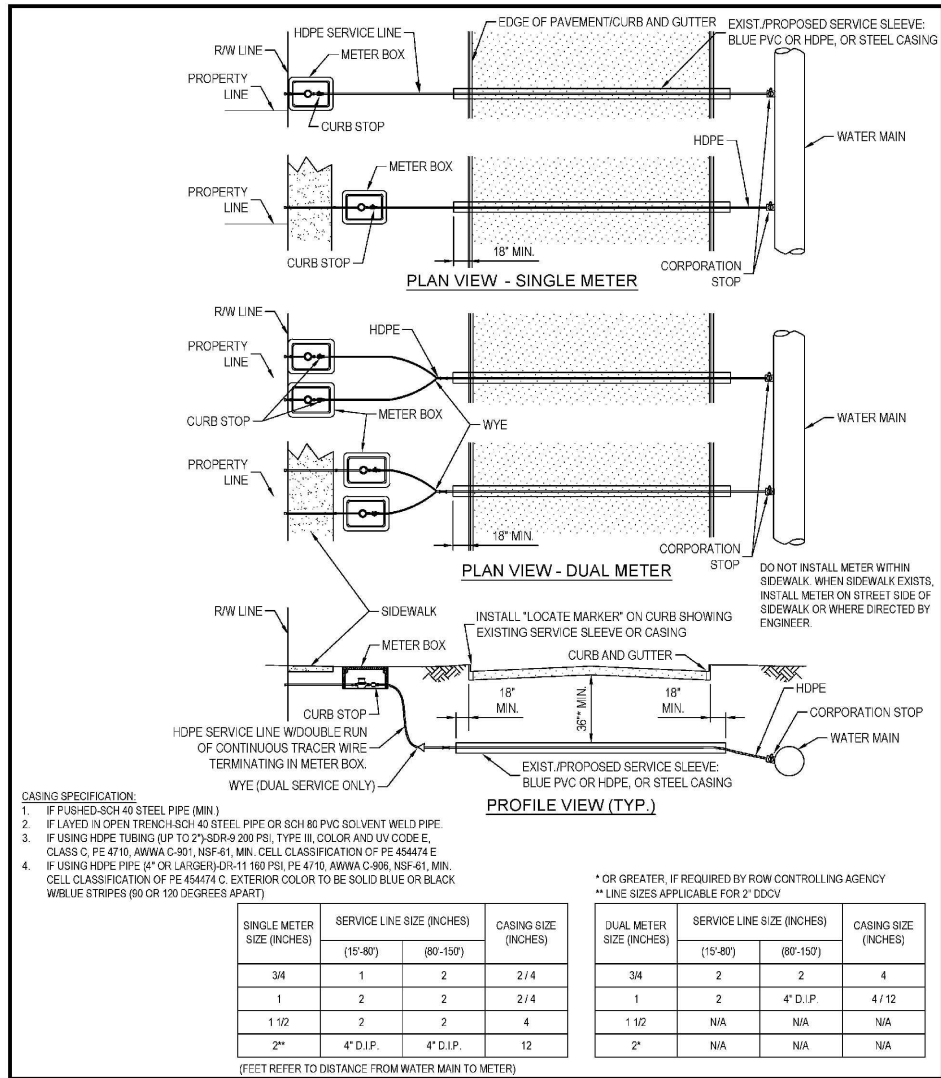
RORY A. JONES, P.E.
 CITY OF TAMPA WATER DEPT.
 306 E. JACKSON ST., 5E
 TAMPA, FLA. 33602
 P.E. #79453

REV NO.	DATE	DESCRIPTION	BY	DESIGNED	NPP
.	.	.	.	DRAWN	JDM
.	.	.	.	CHECKED	RAJ
.	.	.	.	DATE	12/07/2020

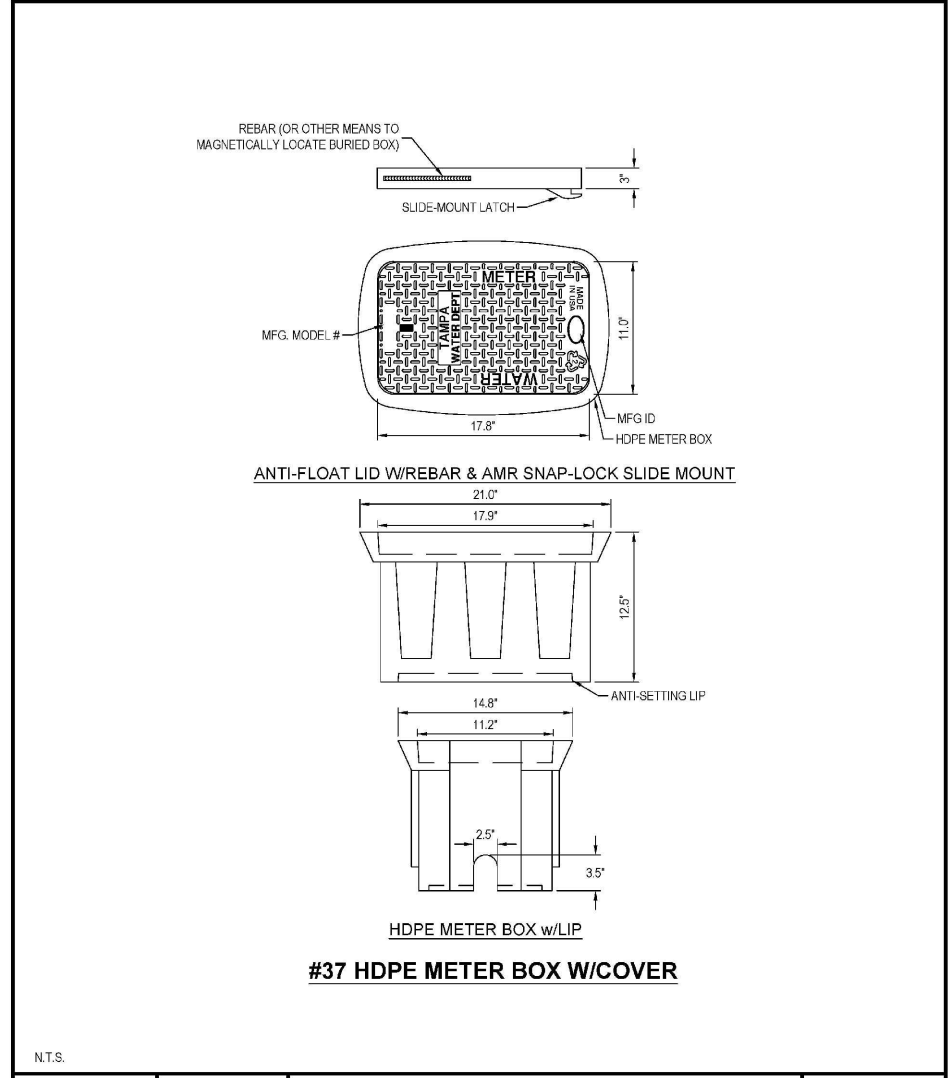
BELMAR GARDENS WATER MAIN REPLACEMENT
 DETAIL SHEET

100% PLANS	
WORK ORDER NO.	WTR-20-0003
RECORD DRAWING NO.	----
ATLAS PAGE K-8,K-9	SHEET 66 OF 67

K:\Projects\WTR\20-0003 - Belmar Gardens\02-Design\Drawings\01-Dwg\02-Sheets\WTR-20-0003 DETAILS.dwg Sep 14, 2021 - 2:12pm



	LAST REVISION	SINGLE & DUAL METERED SERVICE - LONG SIDE 3/4", 1", 1-1/2" & 2"	5.05A
	FEB 2021		



	LAST REVISION	3/4" OR 1" SINGLE SERVICE HDPE METER BOX	5.10
	JUL 2018		

RORY A. JONES, P.E.
 CITY OF TAMPA WATER DEPT.
 306 E. JACKSON ST., 5E
 TAMPA, FLA. 33602
 P.E. #79453

REV NO.	DATE	DESCRIPTION	BY
.	.	.	.
.	.	.	.
.	.	.	.
.	.	.	.

DESIGNED	NPP
DRAWN	JDM
CHECKED	RAJ
DATE	12/07/2020

BELMAR GARDENS WATER MAIN REPLACEMENT

DETAIL SHEET

100% PLANS	
WORK ORDER NO.	WTR-20-0003
RECORD DRAWING NO.	----
ATLAS PAGE K-8,K-9	SHEET 67 OF 67