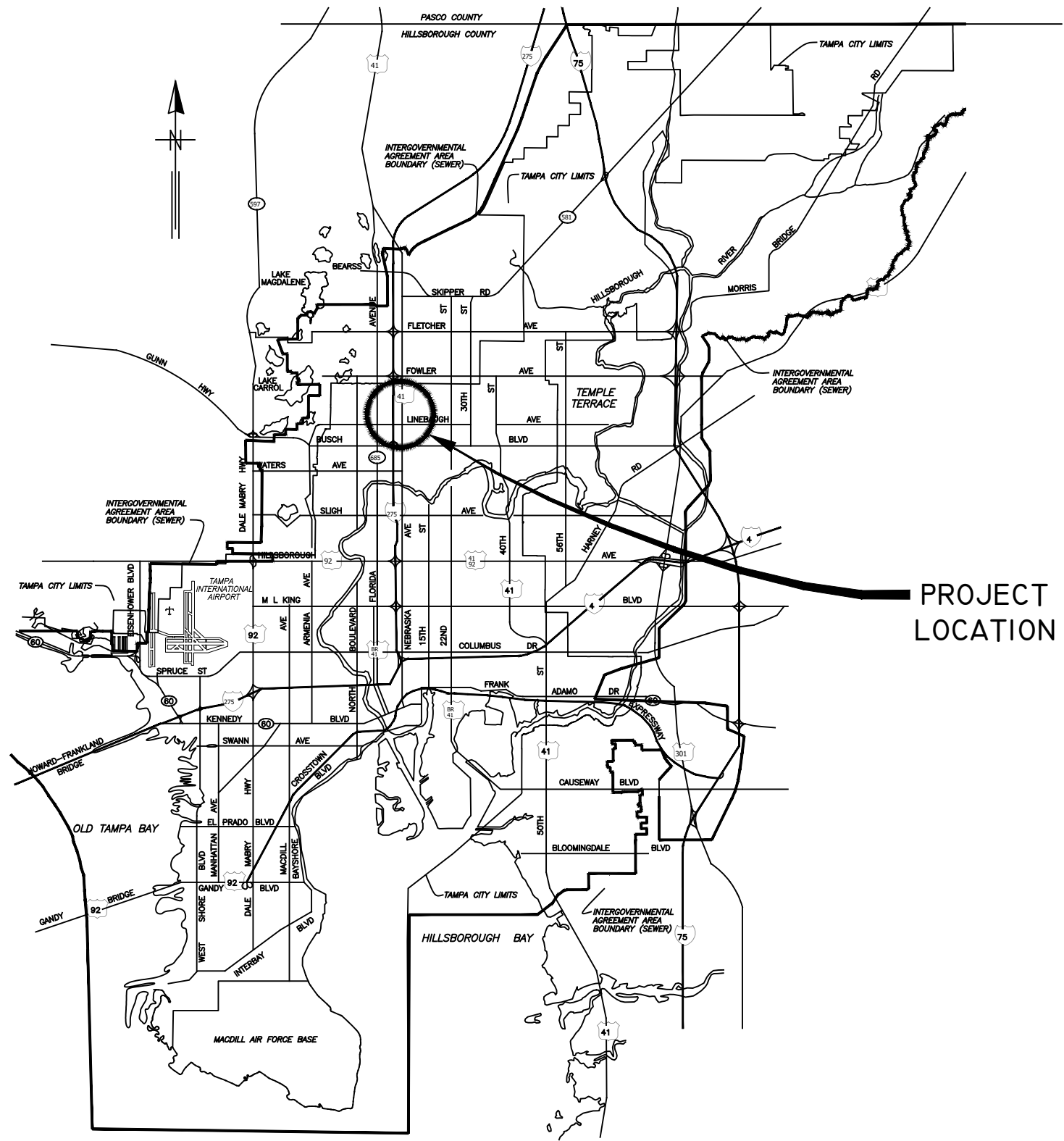


LOCATION MAP



PROJECT LOCATION

# CITY of TAMPA



## WASTEWATER DEPARTMENT

PLANS FOR

### NEBRASKA - BUSCH TO FOWLER GRAVITY SEWER REHABILITATION BY CIPP LINING

CONTRACT No.  
23-C-00006

NOTE:  
ATTENTION IS DIRECTED TO THE FACT THAT  
THESE PLANS MAY HAVE BEEN REDUCED IN  
SIZE BY REPRODUCTION. THIS MUST BE  
CONSIDERED WHEN OBTAINING SCALED DATA.

User: sst4 Drawing Name: \\sewer\sewer\Projects\Nebraska - Busch to Fowler Gravity Sewer Rehabilitation by CIPP Lining\DWG\AREA MAPS.dwg Layout: Jun 23, 2023 - 4:12pm CTB - MONO - RED-GREEN,CTB TOSHIBA\_UNL\_COLOR (NORTH WING)

#	DATE	REVISIONS	DES:	JK	CITY of TAMPA WASTEWATER DEPARTMENT	Nebraska - Busch To Fowler Gravity Sewer Rehabilitation By CIPP Lining	SHEET <b>1</b>
1			DRN:	GP			
2			CKD:				
3			DATE:				

JACINTO CARLOS FERRAS, P.E. #49454  
DESIGN DIVISION HEAD  
WASTEWATER DEPARTMENT

COVER SHEET

User: sst4 Drawing Name: |sewer|SewerShare\Wastewater Projects\Nebraska - Busch to Fowler Gravity Sewer Rehabilitation by CIPP\Drafting\DWG\AREA MAPS.dwg Layout- Jun 23, 2023 - 4:01pm

1. THE SCOPE OF THIS PROJECT SHALL CONSIST OF REHABILITATION OF 8" DIA WASTEWATER PIPELINE BY INSTALLATION OF CURED IN PLACE PIPE LINER AND ALL APPURTENANCE ASSOCIATED WITH COMPLETION OF THE PROJECT.
2. ELEVATION INFORMATION SHOWN ON THESE PLANS IS REFERENCED TO N.G.V.D. 1929 UNLESS OTHERWISE STATED AND ARE BASED ON RECORD DRAWINGS.
3. SHEETS 9-23 ARE THE EXISTING AS-BUILTS OF THE SEWER PIPE TO BE REHABILITATED.
4. DURING THE MOT, CONTRACTOR MUST MAINTAIN ACCESS TO ALL DRIVEWAYS FOR THE DURATION OF THE PROJECT.
5. CONTRACTOR SHALL BE FULLY RESPONSIBLE FOR OBTAINING THE NECESSARY ROAD CLOSURE AND RIGHT-OF-WAY PERMITS FROM THE APPROPRIATE GOVERNMENT AGENCIES HAVING JURISDICTION OVER THE SPECIFIC ROADWAYS.
6. IN ORDER TO OBTAIN ROADWAY CLOSURE OR RIGHT-OF WAY PERMITS, AT MINIMUM, THE CONTRACTOR MUST SUBMIT DETAILED MAINTENANCE OF TRAFFIC (MOT) PLANS ALONG WITH APPLICATIONS TO THE APPROPRIATE AGENCY. THE MOT(S) SHALL CONFORM TO APPLICABLE FLORIDA DEPARTMENT OF TRANSPORTATION (FDOT) INDEX DRAWINGS (MOST CURRENT EDITION). THE GOVERNING AGENCIES MAY REQUIRE ADDITIONAL INFORMATION AND DICTATE SPECIFIC WORK TIMES DURING NON-PEAK TRAFFIC HOURS. REFER TO SPECIFIC PROVISIONS FOR SPECIFIC TRAFFIC CONTROL REQUIREMENTS.
7. CONTINUOUS SEWER SERVICE MUST BE MAINTAINED AT ALL TIMES. WORK DURING LOW FLOW PERIODS OR NIGHT WORK MAY BE REQUIRED. CONTRACTOR IS RESPONSIBLE FOR MAINTAINING PRIVATE AND CITY PUMPING STATIONS AND SEWER SERVICE VIA VACUUM TRUCKS. CONTRACTOR IS RESPONSIBLE FOR DEWATERING, COLLECTING AND DISPOSING OF ALL WATER AND SLUDGE FROM EXISTING FACILITIES AS NECESSARY TO MAINTAIN SERVICE. COST FOR THIS WORK SHALL BE INCLUDED IN THE VARIOUS CONTRACT ITEMS AND NO ADDITIONAL PAYMENT WILL BE MADE.
8. BYPASS PUMPS SHALL BE CAPABLE OF DELIVERING 300 GPM FOR 8". THE BYPASS PUMPS SHALL BE OF THE SELF PRIMING QUIET FLOW TYPE PUMP. BYPASS PUMP NOISE SHALL STRICTLY COMPLY TO ALL LOCAL REGULATIONS AND ORDINANCES COVERING NOISE CONTROL. THIS MAY REQUIRE CONSTRUCTING SOUND ATTENUATING ENCLOSURE AROUND PUMPS. BYPASS METHOD SHALL BE SUBMITTED AND APPROVED BY THE ENGINEER.
9. THE PROPOSED LINER THICKNESS FOR THE 8" SEWER SHALL BE 6.0 MM THICKNESS.
10. CONTRACTOR SHALL RESTORE ALL LANDSCAPING, SODDING, SPRINKLER SYSTEM PIPING AND PAVEMENT THAT MAY HAVE BEEN DAMAGED DURING CONSTRUCTION TO ITS ORIGINAL CONDITION OR BETTER.
11. CONTRACTOR SHALL COORDINATE ALL CONSTRUCTION ACTIVITIES WITH WASTEWATER PERSONNEL AND PUMPING STATION OPERATIONS.
12. OSHA STANDARD EQUIPMENT SUCH AS SAFETY HARNESES, GAS MONITORS, LOWER EXPLOSIVE LIMIT (LEL) DETECTORS, BREATHING APPARATUS, ETC. SHALL BE UTILIZED WHERE THE WORK DICTATES THEIR USE.
13. DURING THE MANHOLE'S INTERIOR CLEANING OPERATION, THE CONTRACTOR MUST PROVIDE A MEANS OF CAPTURING AND DISPOSING OF THE REMOVED DEBRIS. THIS METHOD SHALL BE SUBMITTED TO THE ENGINEER FOR REVIEW AND APPROVAL.
14. ALL EXPOSED STEEL REINFORCEMENT SHALL BE THOROUGHLY CLEANED OF ANY DETERIORATION/RUST AND COATED WITH THE PROPOSED COATING SYSTEM.
15. THE ONLY EXCAVATION NECESSARY FOR THIS PROJECT IS FOR THE REMOVAL AND REPLACEMENT OF THE MANHOLE FRAME AND COVERS. FOR THESE CASES, THE CONTRACTOR IS REQUIRED TO CALL SUNSHINE AT 1-800-432-4770 TO DETERMINE UTILITY LOCATIONS PRIOR TO EXCAVATION.
16. THIS PROJECT INCLUDES REHABILITATION OF MANOLES BY APPLICATION OF A STRUCTURAL COATING SYSTEM AND ALL APPURTENANCES ASSOCIATED WITH THE PROJECT.

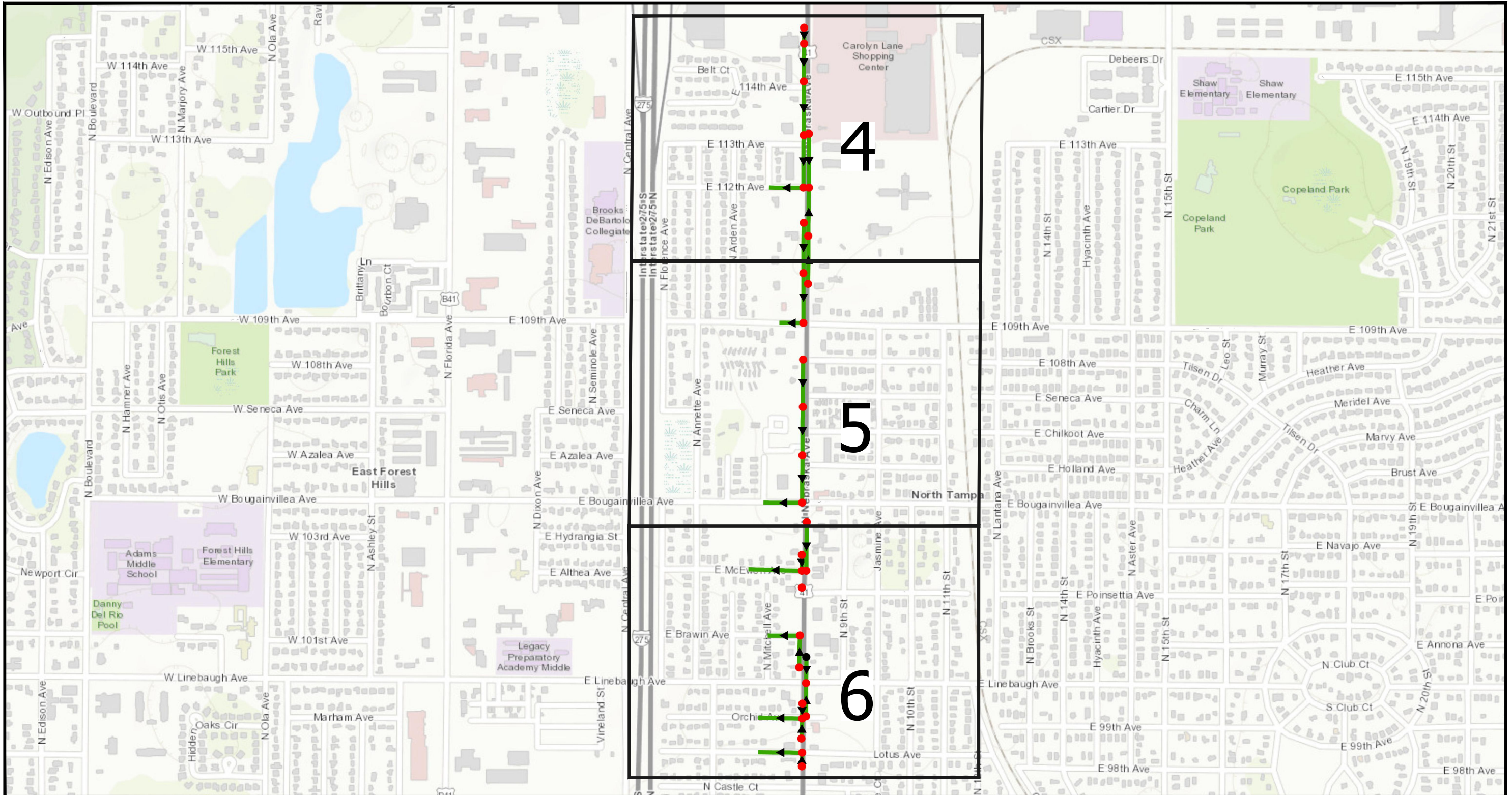
INDEX	
Sheet Number	Sheet Title
1	COVER SHEET
2	NOTES & INDEX
3	OVERVIEW LOCATION MAP
4 - 6	AREA MAPS
7 - 8	MANHOLE DETAIL
9 - 23	WASTEWATER RECORD DRAWINGS FOR REFERENCE **

\*\* RECORD DRAWINGS ARE BEING PROVIDED FOR INFORMATIONAL PURPOSES ONLY AND ARE NOT INTENDED TO SHOW ADDITIONAL WORK FOR THIS CONTRACT. THE CITY DOES NOT GUARANTEE THE ACCURACY OF THE RECORD DRAWINGS.

PROPOSED MANHOLE COATING SYSTEM THICKNESS	
Location	Coating System
Manhole Barrel	250 MILS (MIN)
Manhole Benches	250 MILS (MIN)

JACINTO CARLOS FERRAS, P.E. #49454 DESIGN DIVISION HEAD WASTEWATER DEPARTMENT	#	DATE	REVISIONS	DES: JK	<b>CITY of TAMPA</b>  WASTEWATER DEPARTMENT	Nebraska - Busch To Fowler Gravity Sewer Rehabilitation By CIPP Lining	SHEET
	1			DRN: GP		NOTES & INDEX	2
	2			CKD:			
	3			DATE:			

User: ssh5 Drawing Name: K:\Wastewater Projects\Nebraska - Busch to Fowler Gravity Sewer Rehabilitation by CIPP\Drafting\DWG\key.dwg  
 Layout: Mar 21, 2023 - 1:28pm CTB - MONO - RED-GREEN,CTB TOSHIBA\_UNL\_COLOR (NORTH WING)



- Legend**
- Ex Manhole (no rehabilitation required)
  - Proposed Manhole Rehabilitation
  - Ex CIPP Lined or PVC Wastewater (no rehabilitation required)
  - Ex Wastewater (no rehabilitation required)
  - Proposed Lining Area



JACINTO CARLOS FERRAS, P.E. #49454  
 DESIGN DIVISION HEAD  
 WASTEWATER DEPARTMENT

#	DATE	REVISIONS
1		
2		
3		

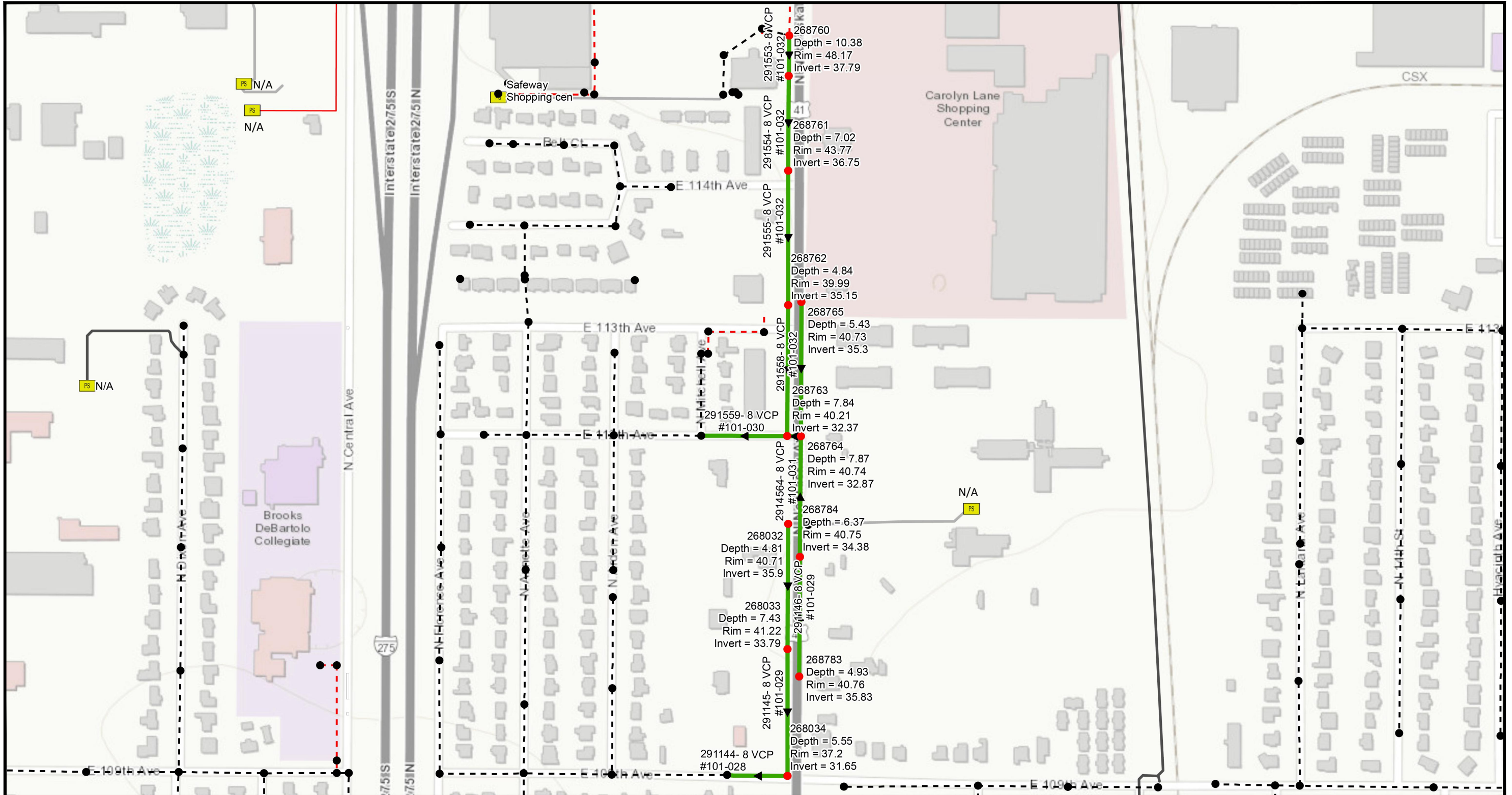
DES: JK  
 DRN: GP  
 CKD:  
 DATE:

**CITY of TAMPA**  
 WASTEWATER DEPARTMENT

Nebraska - Busch To Fowler Gravity Sewer Rehabilitation  
 By CIPP Lining  
 OVERVIEW LOCATION MAP

SHEET  
**3**

User: sst5 Drawing Name: K:\Wastewater Projects\Nebraska - Busch to Fowler Gravity Sewer Rehabilitation by CIPP\Drafting\DWG\key.dwg  
 Layout: Mar 21, 2023 - 1:28pm CTB - MONO -RED-GREEN,CTB TOSHIBA\_UNL\_COLOR (NORTH WING)



**Legend**

- Ex Manhole (no rehabilitation required)
- Proposed Manhole Rehabilitation
- Ex CIPP Lined or PVC Wastewater (no rehabilitation required)
- Ex Wastewater (no rehabilitation required)
- Proposed Lining Area

JACINTO CARLOS FERRAS, P.E. #49454 DESIGN DIVISION HEAD WASTEWATER DEPARTMENT
---

#	DATE	REVISIONS
1		
2		
3		

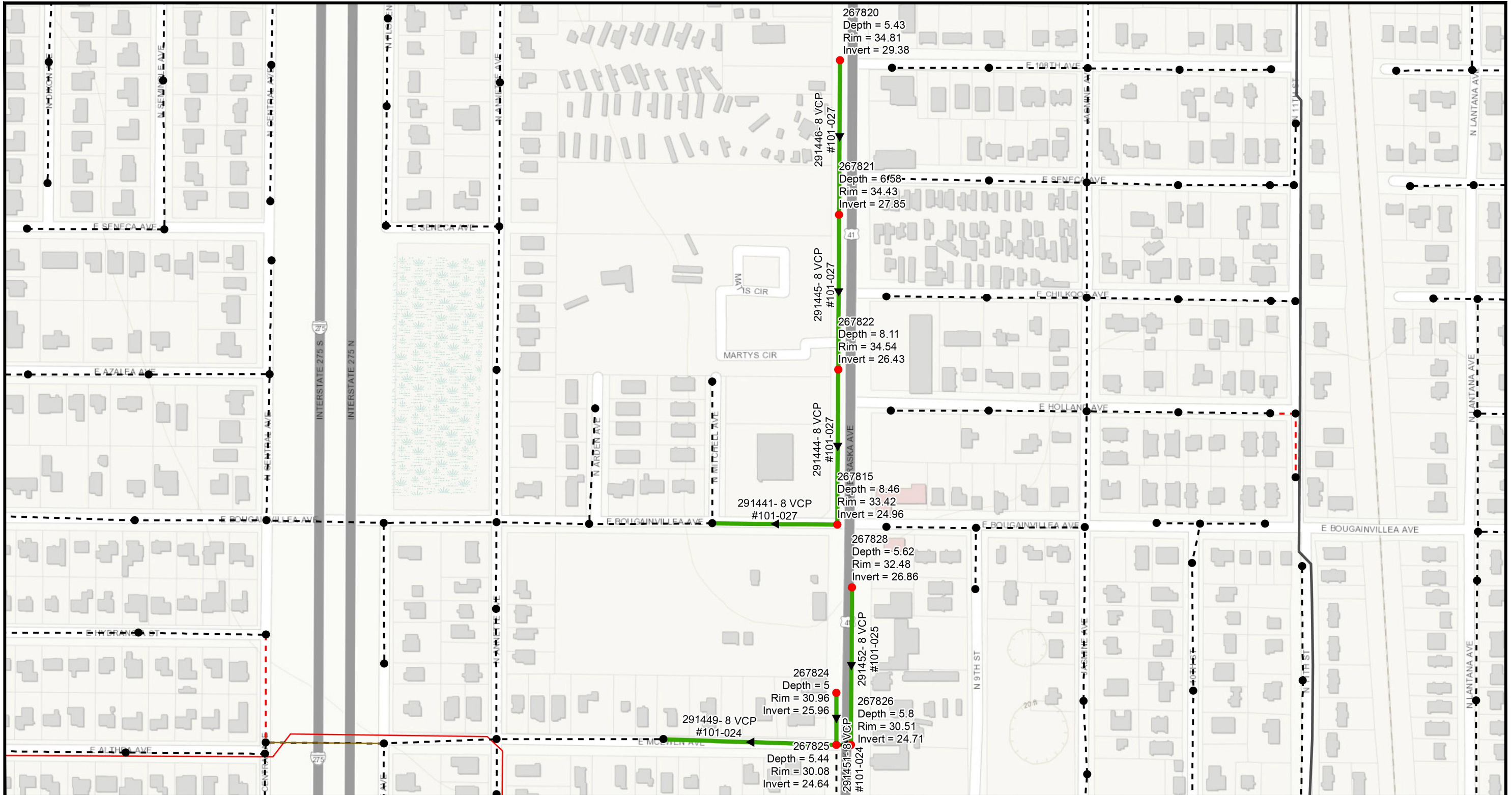
DES: JK  
 DRN: GP  
 CKD:  
 DATE:

**CITY of TAMPA**  
 WASTEWATER DEPARTMENT

Nebraska - Busch To Fowler Gravity Sewer Rehabilitation  
 By CIPP Lining  
 AREA MAP 1

SHEET  
**4**

User: ssh5 Drawing Name: K:\Wastewater Projects\Nebraska - Busch to Fowler Gravity Sewer Rehabilitation by CIPP\Drafting\DWG\key.dwg  
 Layout: Mar 21, 2023 - 1:28pm CTB - MONO - RED-GREEN,CTB TOSHIBA\_UNL\_COLOR (NORTH WING)



**Legend**

- Ex Manhole (no rehabilitation required)
- Proposed Manhole Rehabilitation
- Ex CIPP Lined or PVC Wastewater (no rehabilitation required)
- Ex Wastewater (no rehabilitation required)
- Proposed Lining Area



JACINTO CARLOS FERRAS, P.E. #49454  
 DESIGN DIVISION HEAD  
 WASTEWATER DEPARTMENT

#	DATE	REVISIONS
1		
2		
3		

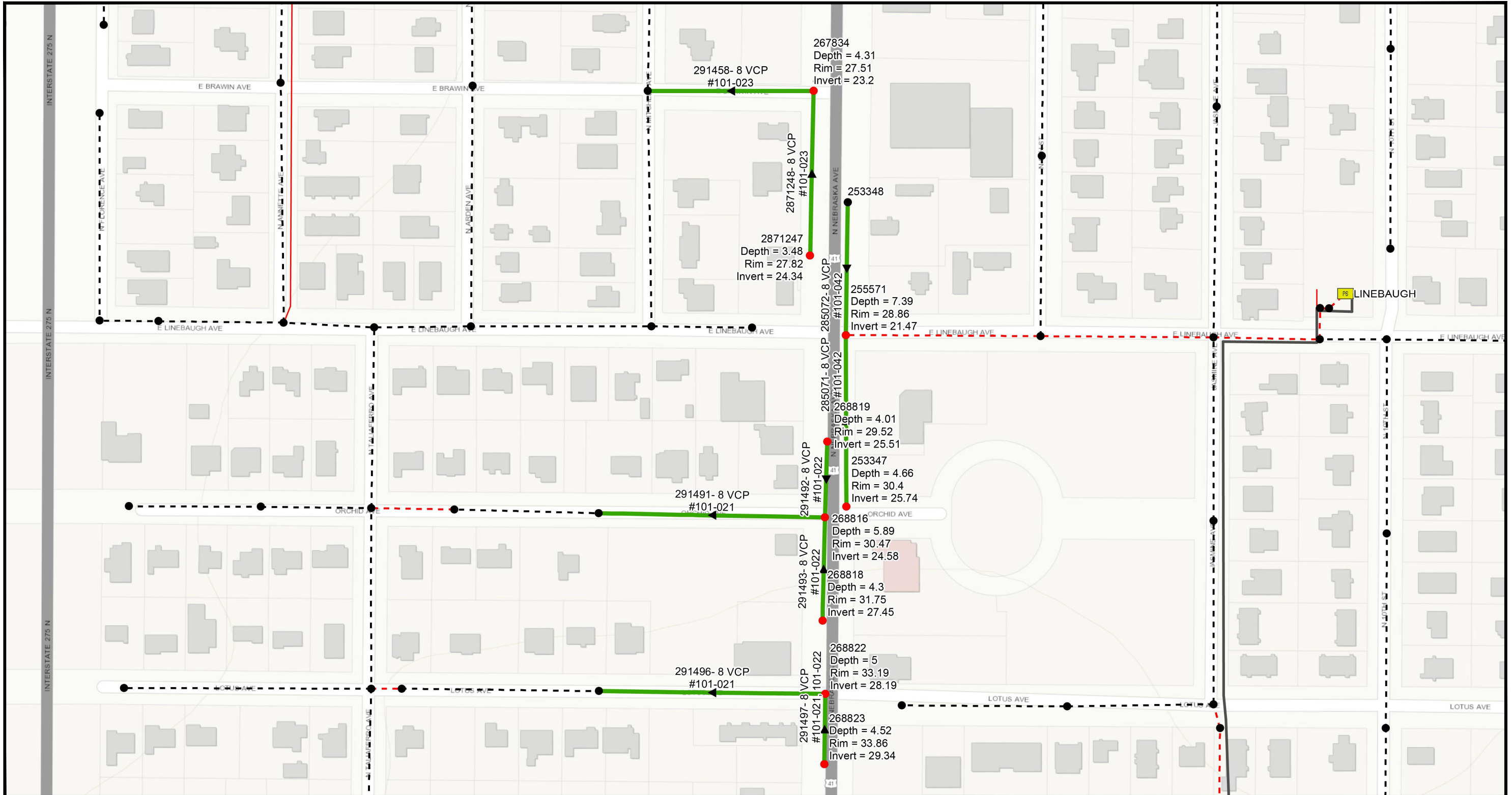
DES: JK  
 DRN: GP  
 CKD:  
 DATE:

CITY of TAMPA  
 WASTEWATER DEPARTMENT

Nebraska - Busch To Fowler Gravity Sewer Rehabilitation  
 By CIPP Lining  
 AREA MAP 2

SHEET  
**5**

User: ssh5 Drawing Name: K:\Wastewater Projects\Nebraska - Busch to Fowler Gravity Sewer Rehabilitation by CIPP\Drafting\DWG\key.dwg  
 Layout: Mar 21, 2023 - 1:28pm CTB - MONO - RED-GREEN,CTB TOSHIBA\_UNL\_COLOR (NORTH WING)



**Legend**

- Ex Manhole (no rehabilitation required)
- Proposed Manhole Rehabilitation
- Ex CIPP Lined or PVC Wastewater (no rehabilitation required)
- Ex Wastewater (no rehabilitation required)
- Proposed Lining Area



JACINTO CARLOS FERRAS, P.E. #49454  
 DESIGN DIVISION HEAD  
 WASTEWATER DEPARTMENT

#	DATE	REVISIONS
1		
2		
3		

DES: JK  
 DRN: GP  
 CKD:  
 DATE:

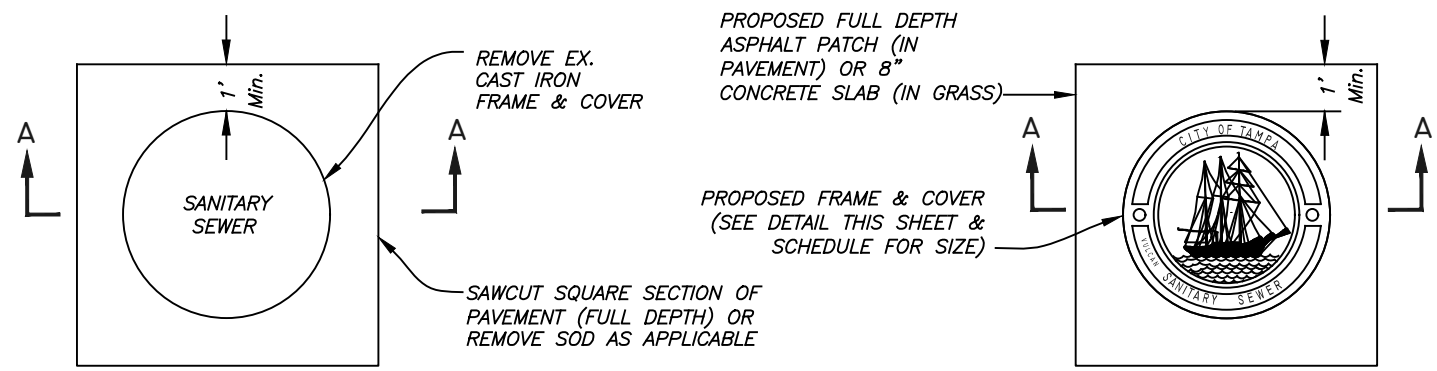
CITY of TAMPA  
 WASTEWATER DEPARTMENT

Nebraska - Busch To Fowler Gravity Sewer Rehabilitation  
 By CIPP Lining  
 AREA MAP 3

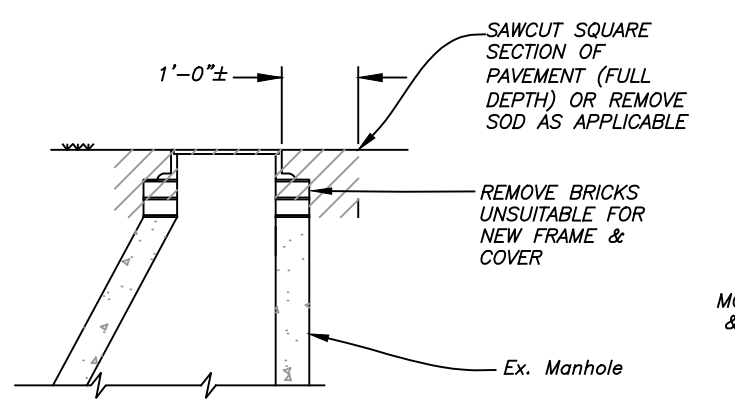
SHEET  
 6

ASPHALT RESTORATION NOTE

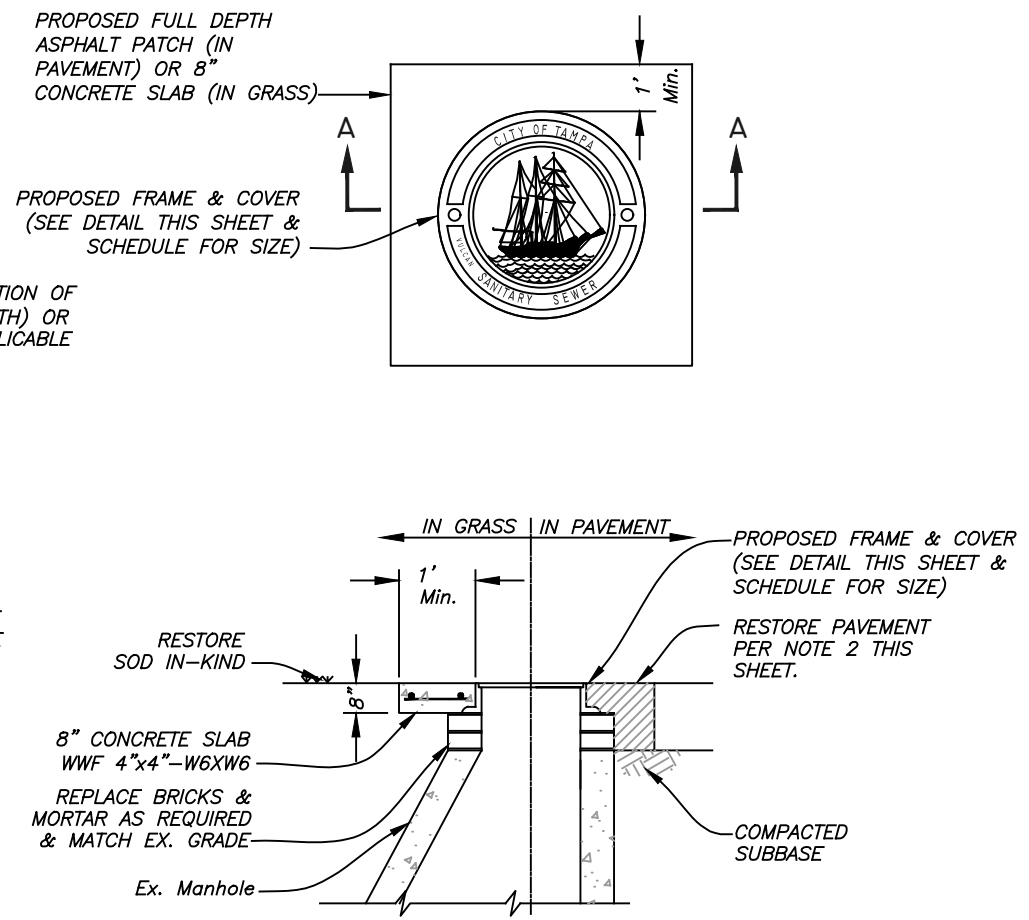
PAVEMENT RESTORATION SHALL CONSIST OF 12" PERMANENT BASE (CRUSHED CONCRETE) AND 2" PERMANENT ASPHALT SUPERPAVE PAVEMENT, UNLESS OTHERWISE NOTED. IF LOCATED IN D.O.T. OR HILLSBOROUGH COUNTY ROW, AN ADDITIONAL 1 1/2" SUPER PAVE ASPHALT IS REQUIRED.



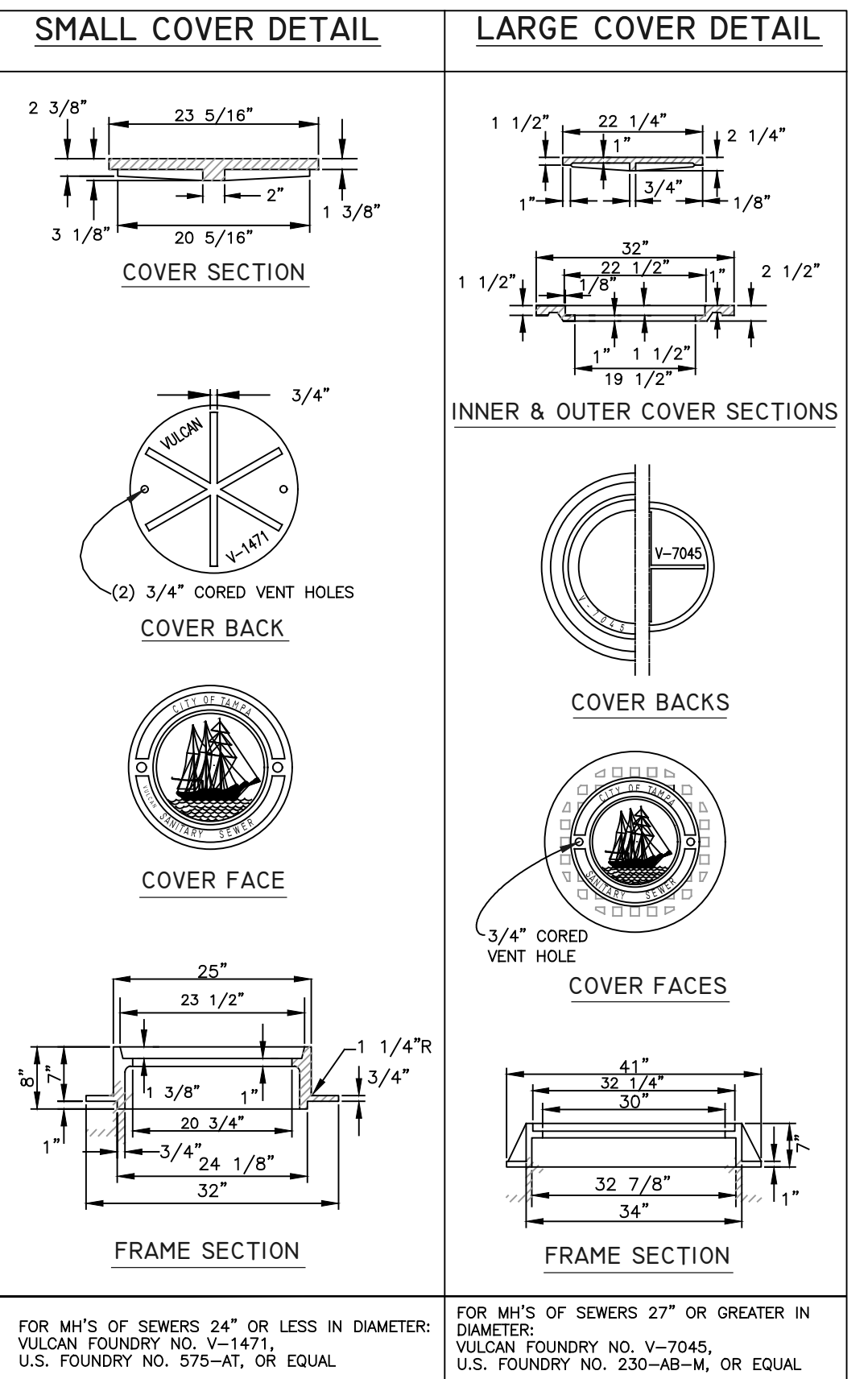
**PLAN**



**SECTION A-A  
REMOVAL DETAIL**



**SECTION B-B  
REPLACEMENT  
DETAIL**



**HEAVY DUTY CAST IRON MANHOLE FRAME & COVER DETAILS**

FOR MH'S OF SEWERS 24" OR LESS IN DIAMETER:  
VULCAN FOUNDRY NO. V-1471,  
U.S. FOUNDRY NO. 575-AT, OR EQUAL

FOR MH'S OF SEWERS 27" OR GREATER IN DIAMETER:  
VULCAN FOUNDRY NO. V-7045,  
U.S. FOUNDRY NO. 230-AB-M, OR EQUAL

User: sst5 Drawing Name: K:\Wastewater Projects\Nebraska - Busch to Fowler Gravity Sewer Rehabilitation by CIPP\Drafting\DWG\key.dwg Layout- Mar 21, 2023 - 1:20pm

#	DATE	REVISIONS	DES:	JK
1			DRN:	GP
2			CKD:	
3			DATE:	

JACINTO CARLOS FERRAS, P.E. #49454  
DESIGN DIVISION HEAD  
WASTEWATER DEPARTMENT

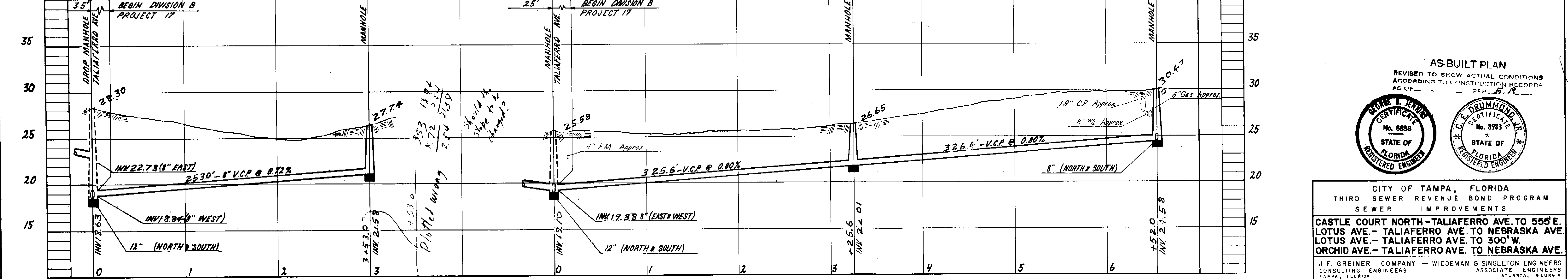
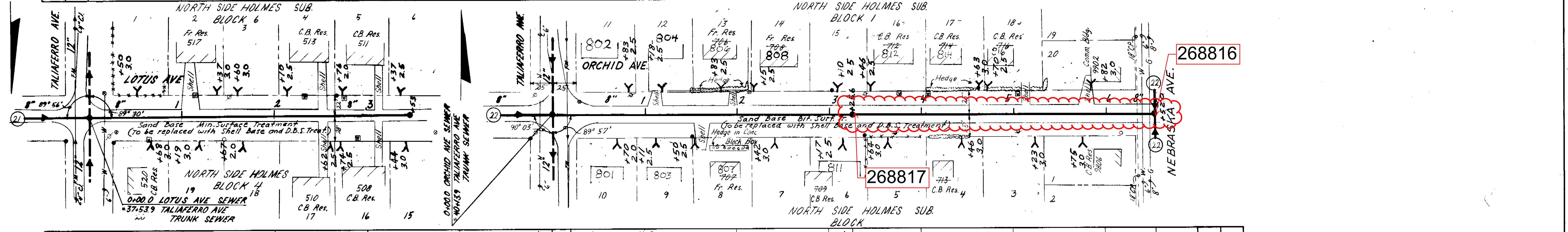
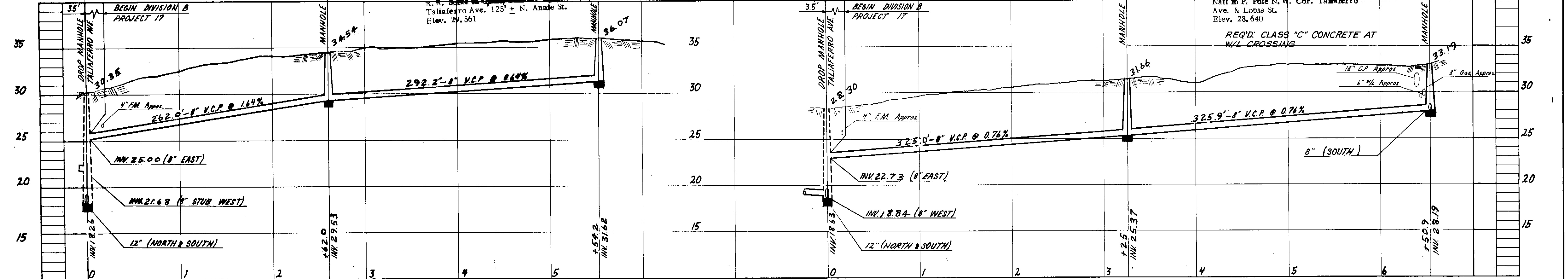
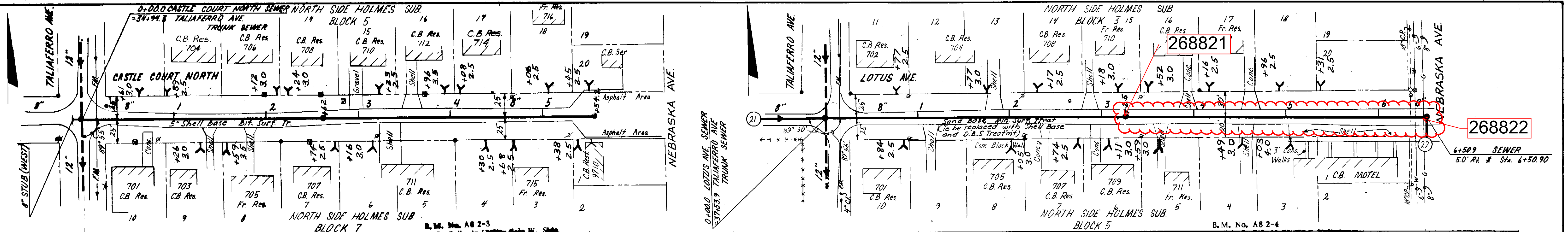
**CITY of TAMPA**  
WASTEWATER DEPARTMENT

Nebraska - Busch To Fowler Gravity Sewer Rehabilitation  
By CIPP Lining  
**MANHOLE DETAIL**


SHEET  
**7**







AS-BUILT PLAN  
 REVISED TO SHOW ACTUAL CONDITIONS  
 ACCORDING TO CONSTRUCTION RECORDS  
 AS OF PER 5/1

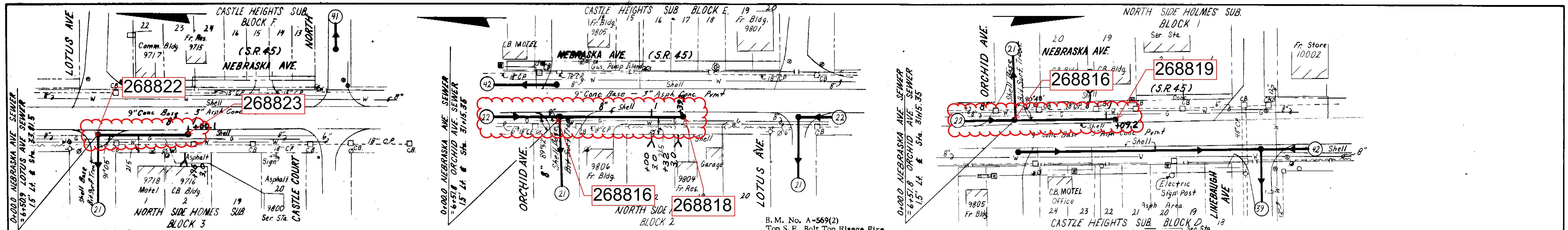


CITY OF TAMPA, FLORIDA  
 THIRD SEWER REVENUE BOND PROGRAM  
 SEWER IMPROVEMENTS  
**CASTLE COURT NORTH - TALIAFERRO AVE. TO 555' E.  
 LOTUS AVE. - TALIAFERRO AVE. TO NEBRASKA AVE.  
 LOTUS AVE. - TALIAFERRO AVE. TO 300' W.  
 ORCHID AVE. - TALIAFERRO AVE. TO NEBRASKA AVE.**

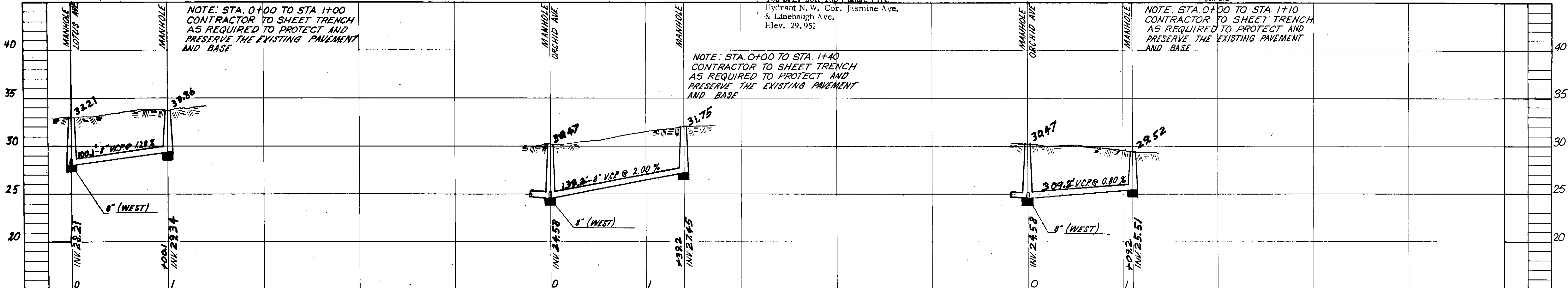
J.E. GREIMER COMPANY - WIEDEMAN & SINGLETON ENGINEERS  
 CONSULTING ENGINEERS ASSOCIATE ENGINEERS  
 TAMPA, FLORIDA ATLANTA, GEORGIA

PROJECT 17  
 DIVISION B  
 SUBDISTRICTS A6b & A8c

SHEET  
**21**  
 OF 53



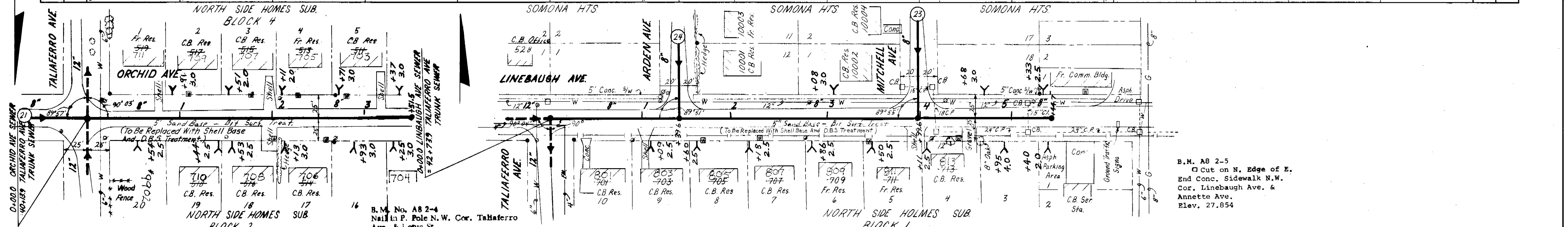
B.M. No. A-569(2)  
 Top S. E. Bolt Top Flange Fire  
 Hydrant N. W. Cor. Jasmine Ave.  
 & Linebaugh Ave.  
 Elev. 29.951



NOTE: STA. 0+00 TO STA. 1+00  
 CONTRACTOR TO SHEET TRENCH  
 AS REQUIRED TO PROTECT AND  
 PRESERVE THE EXISTING PAVEMENT  
 AND BASE

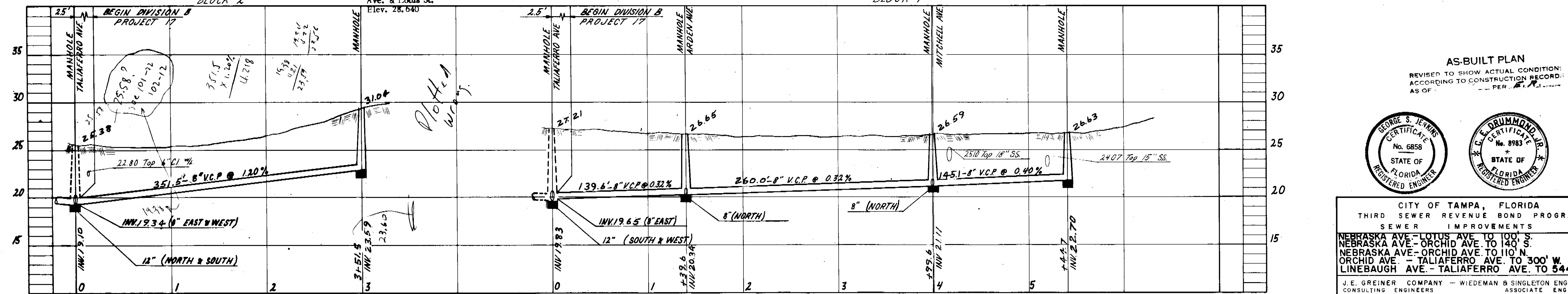
NOTE: STA. 0+00 TO STA. 1+40  
 CONTRACTOR TO SHEET TRENCH  
 AS REQUIRED TO PROTECT AND  
 PRESERVE THE EXISTING PAVEMENT  
 AND BASE

NOTE: STA. 0+00 TO STA. 1+10  
 CONTRACTOR TO SHEET TRENCH  
 AS REQUIRED TO PROTECT AND  
 PRESERVE THE EXISTING PAVEMENT  
 AND BASE





B.M. No. A8 2-4  
 Nail in P. Pole N. W. Cor. Taliaferro  
 Ave. & Lotus St.  
 Elev. 28.640

B.M. A8 2-5  
 Cut on N. Edge of E.  
 End Conc. Sidewalk N.W.  
 Cor. Linebaugh Ave. &  
 Annette Ave.  
 Elev. 27.854



AS-BUILT PLAN  
 REVISED TO SHOW ACTUAL CONDITION:  
 ACCORDING TO CONSTRUCTION RECORD:  
 AS OF PER



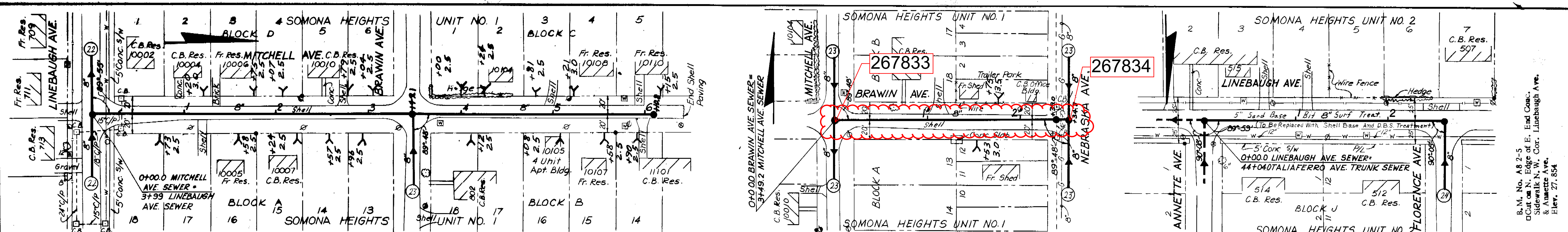
CITY OF TAMPA, FLORIDA  
 THIRD SEWER REVENUE BOND PROGRAM  
 SEWER IMPROVEMENTS  
 NEBRASKA AVE - LOTUS AVE. TO 100' S.  
 NEBRASKA AVE - ORCHID AVE. TO 140' S.  
 NEBRASKA AVE - ORCHID AVE. TO 110' N.  
 ORCHID AVE. - TALIAFERRO AVE. TO 300' W.  
 LINEBAUGH AVE. - TALIAFERRO AVE. TO 544' E.

J.E. GREINER COMPANY - WIDEMAN & SINGLETON ENGINEERS  
 CONSULTING ENGINEERS ASSOCIATE ENGINEERS  
 TAMPA, FLORIDA ATLANTA, GEORGIA

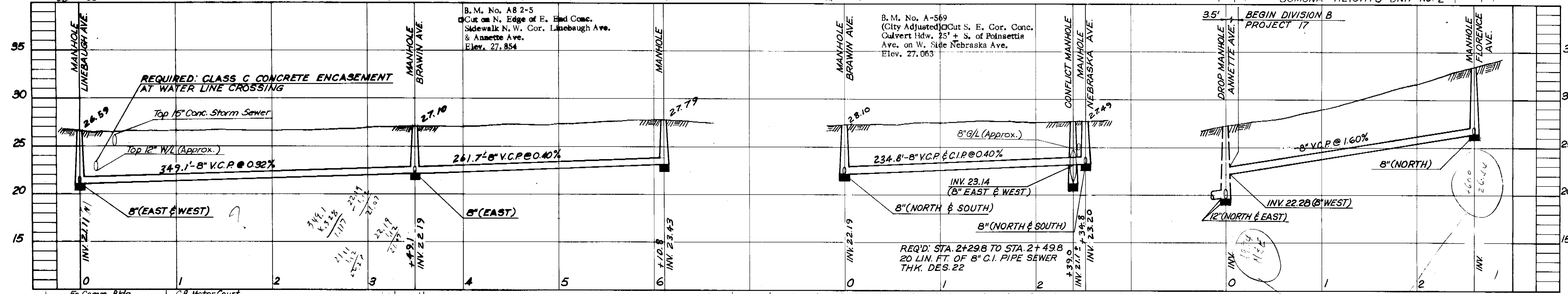
DES. J.D.H.  
 DRN. J.D.H.  
 C.K. J.D.H.  
 SCALE: 1"=50'  
 DATE JAN. 64

PROJECT 17  
 DIVISION B  
 SUBDISTRICTS A6B & A8a

SHEET  
 22  
 OF 53



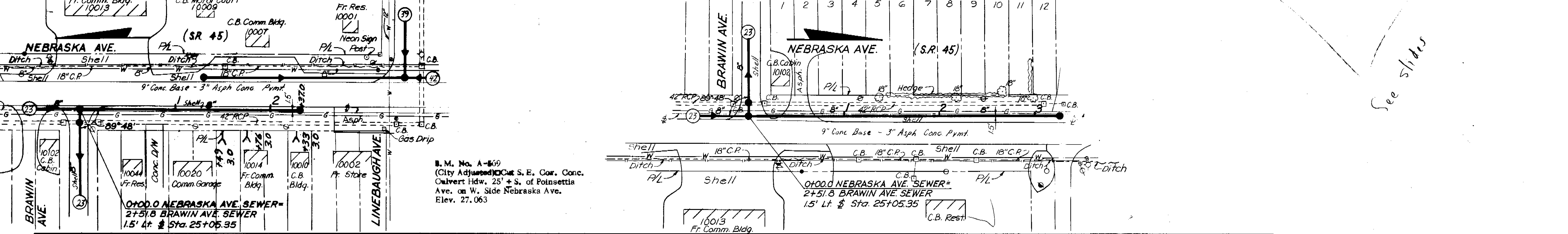
B.M. No. A8 2-5  
 Cut on N. Edge of E. End Conc.  
 Sidewalk N.W. Cor. Linebaugh Ave.  
 & Annette Ave.  
 Elev. 27.854



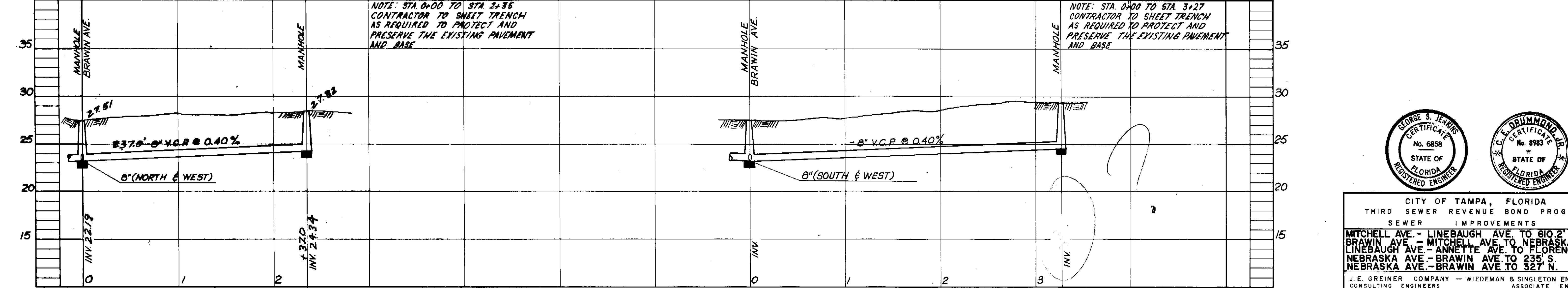
REQUIRED: CLASS C CONCRETE ENCASEMENT  
 AT WATER LINE CROSSING

B.M. No. A-569  
 (City Adjusted) Cut S. E. Cor. Conc.  
 Culvert Hd. 25' + S. of Polissetta  
 Ave. on W. Side Nebraska Ave.  
 Elev. 27.063

BEGIN DIVISION B  
 PROJECT 17





B.M. No. A-569  
 (City Adjusted) Cut S. E. Cor. Conc.  
 Culvert Hd. 25' + S. of Polissetta  
 Ave. on W. Side Nebraska Ave.  
 Elev. 27.063



NOTE: STA. 0+00 TO STA. 2+35  
 CONTRACTOR TO SHEET TRENCH  
 AS REQUIRED TO PROTECT AND  
 PRESERVE THE EXISTING PAVEMENT  
 AND BASE

NOTE: STA. 0+00 TO STA. 3+27  
 CONTRACTOR TO SHEET TRENCH  
 AS REQUIRED TO PROTECT AND  
 PRESERVE THE EXISTING PAVEMENT  
 AND BASE



CITY OF TAMPA, FLORIDA  
 THIRD SEWER REVENUE BOND PROGRAM  
 SEWER IMPROVEMENTS

MITCHELL AVE. - LINEBAUGH AVE. TO 610.2' N.  
 BRAWIN AVE. - MITCHELL AVE. TO NEBRASKA AVE.  
 LINEBAUGH AVE. - ANNETTE AVE. TO FLORENCE AVE.  
 NEBRASKA AVE. - BRAWIN AVE. TO 235' S.  
 NEBRASKA AVE. - BRAWIN AVE. TO 327' N.

J.E. GREINER COMPANY - WIEDEMAN & SINGLETON ENGINEERS  
 CONSULTING ENGINEERS ASSOCIATE ENGINEERS  
 TAMPA, FLORIDA ATLANTA, GEORGIA

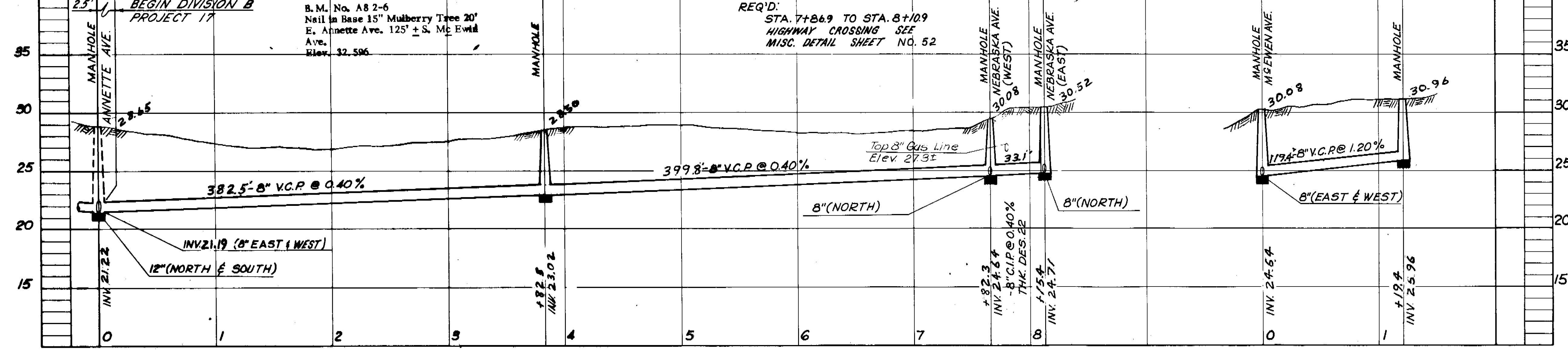
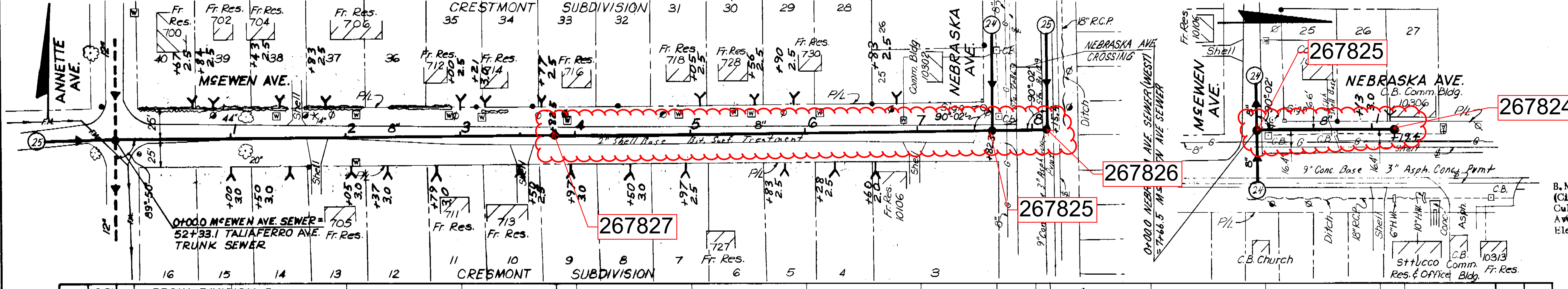
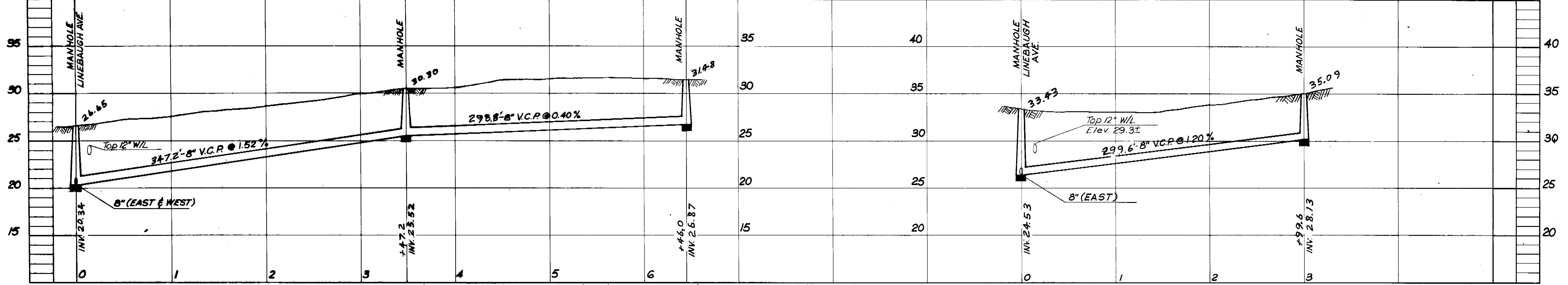
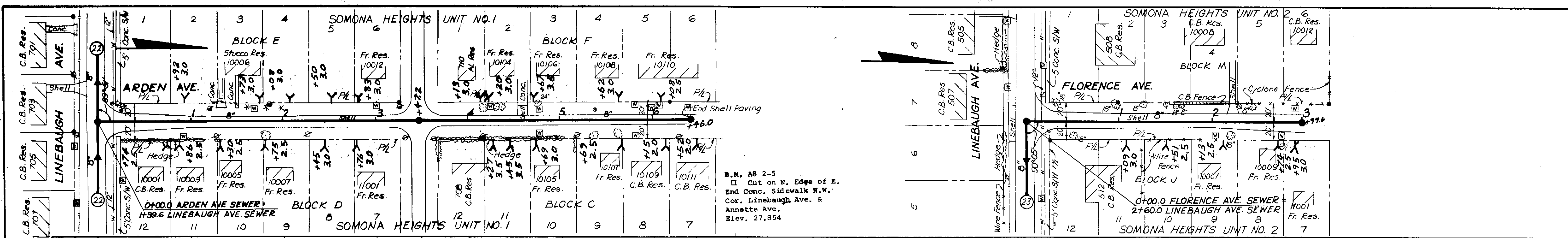
DES. L.D.H.  
 DRN. R.P.H.  
 SCALE 1"=50'  
 DATE JAN 64

PROJECT 17  
 DIVISION B  
 SUBDISTRICTS A6B & A6c

SHEET  
**23**  
 of 53

See slides

101-23



AS-BUILT PLAN  
 REVISED TO SHOW ACTUAL CONDITIONS  
 ACCORDING TO CONSTRUCTION RECORDS  
 AS OF \_\_\_\_\_ PER E.A.

GEORGE S. JENNINGS  
 CERTIFICATE  
 No. 8983  
 STATE OF  
 FLORIDA  
 REGISTERED ENGINEER

C.E. BRUMMOND JR.  
 CERTIFICATE  
 No. 8983  
 STATE OF  
 FLORIDA  
 REGISTERED ENGINEER

CITY OF TAMPA, FLORIDA  
 THIRD SEWER REVENUE BOND PROGRAM  
 SEWER IMPROVEMENTS

ARDEN AVE - LINEBAUGH AVE. TO 645' N.  
 FLORENCE AVE. - LINEBAUGH AVE TO 300' N.  
 MCEWEN AVE. - ANNETTE AVE. TO NEBRASKA AVE.  
 NEBRASKA AVE. - MCEWEN AVE. TO 120' N.

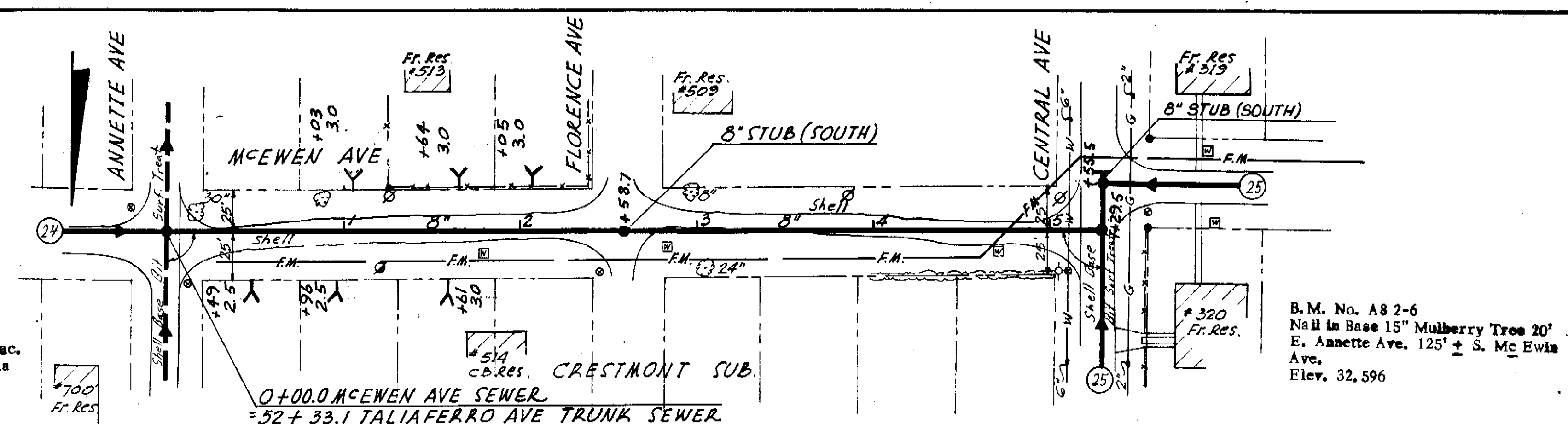
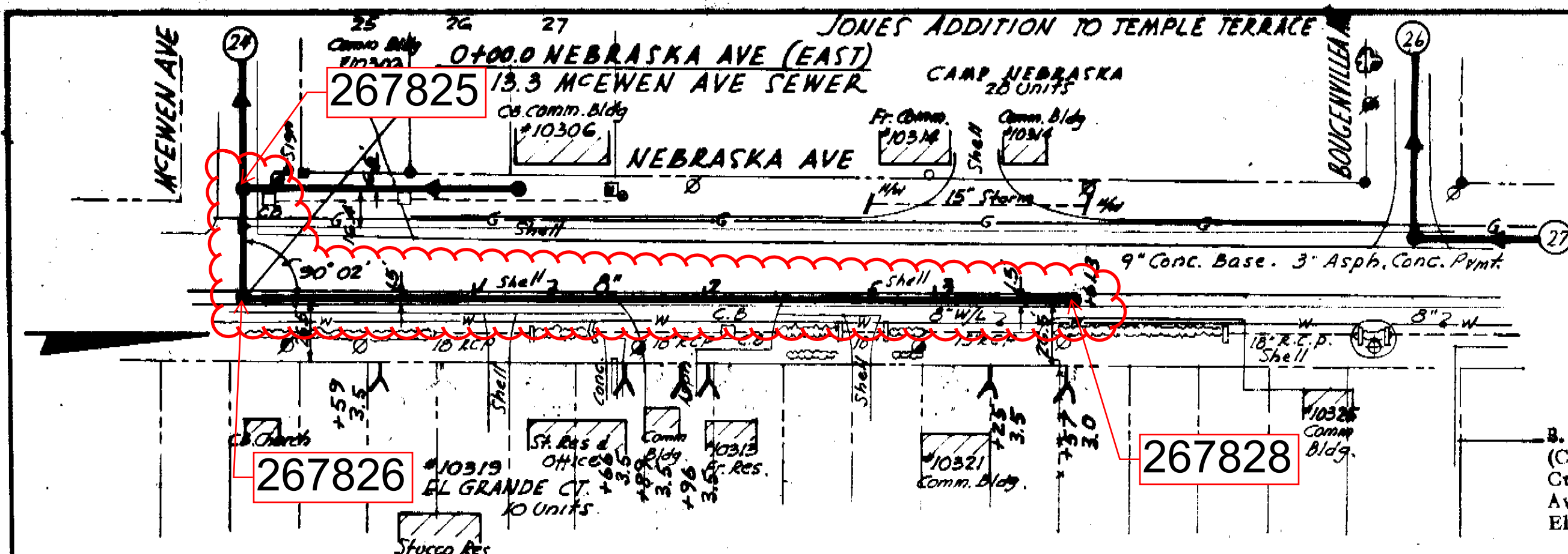
J.E. GREINER COMPANY - WIEDEMAN & SINGLETON ENGINEERS  
 CONSULTING ENGINEERS ASSOCIATE ENGINEERS  
 TAMPA, FLORIDA ATLANTA, GEORGIA

PROJECT 17  
 DIVISION B  
 SUBDISTRICTS A6 & A8

SHEET  
**24**  
 OF 53

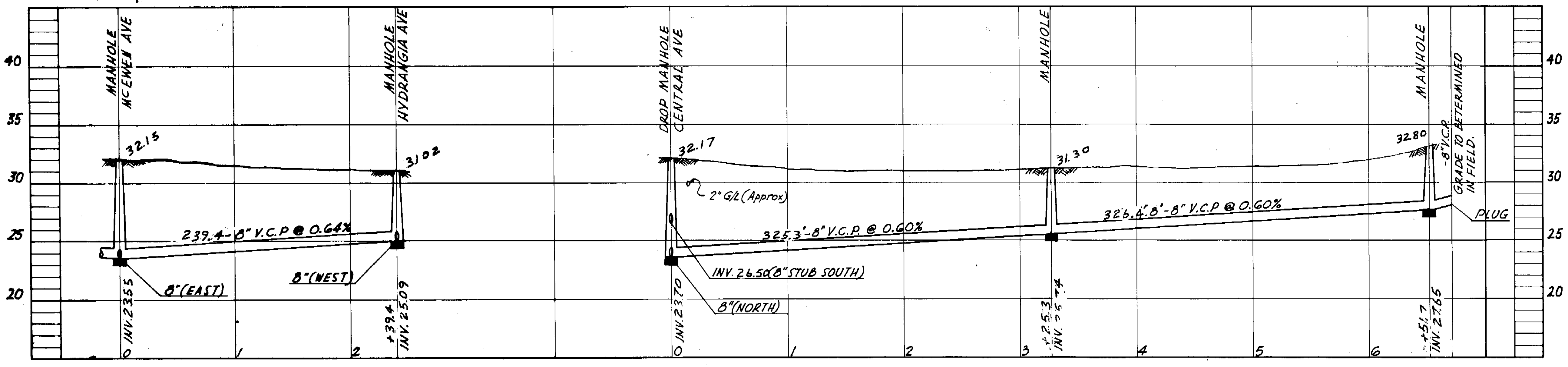
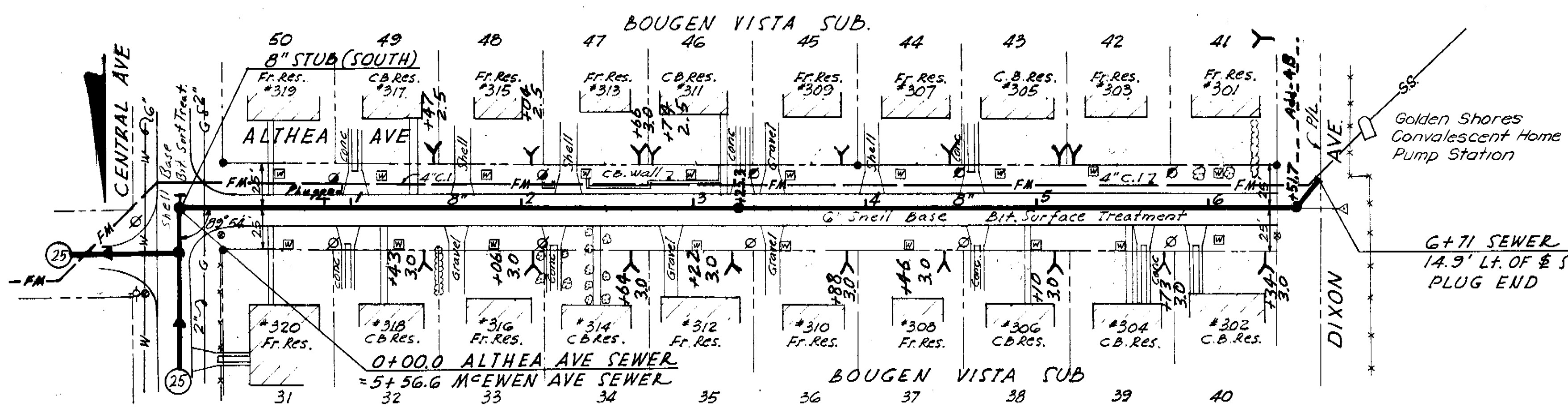
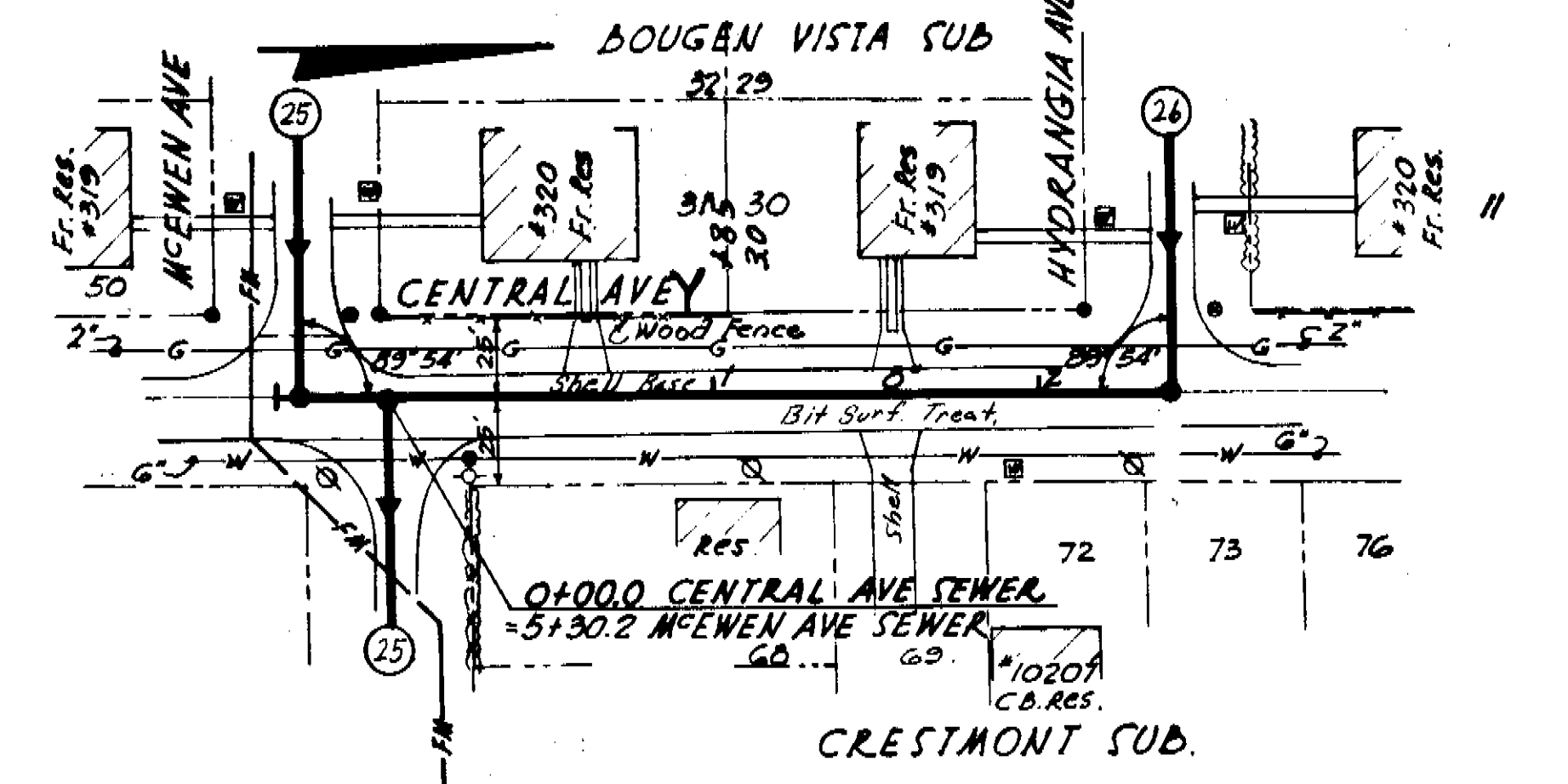
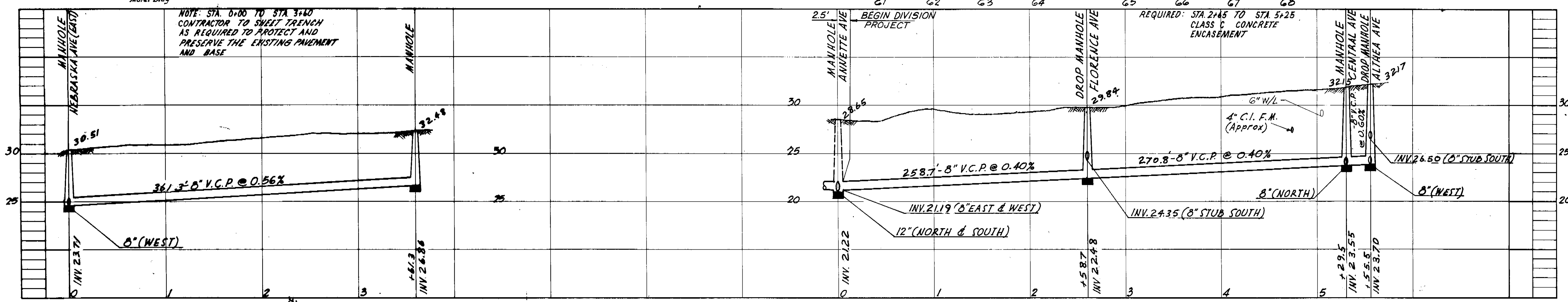
DATE JAN 82

101-24



R.M. No. A-569  
(City Adjusted) Cut S.E. Cor. Coac.  
Calvert Hdw. 25' + S. of Poinsettia  
Ave. on W. Side Nebraska Ave.  
Elev. 27.063

B.M. No. A8 2-6  
Nail in Base 15" Mulberry Tree 20'  
E. Annette Ave. 125' + S. Mc Ewin  
Ave.  
Elev. 32.596



AS-BUILT PLAN  
REVISED TO SHOW ACTUAL CONDITIONS  
ACCORDING TO CONSTRUCTION RECORDS  
AS OF PER. E. F.

GEORGE S. JENNIS  
CERTIFICATE  
No. 8983  
STATE OF  
FLORIDA  
REGISTERED ENGINEER

DRUMMOND J.P.  
CERTIFICATE  
No. 8983  
STATE OF  
FLORIDA  
REGISTERED ENGINEER

CITY OF TAMPA, FLORIDA  
THIRD SEWER REVENUE BOND PROGRAM  
SEWER IMPROVEMENTS  
NEBRASKA AVE. - McEWEN AVE. TO 360' N.  
McEWEN AVE. - ANNETTE AVE. TO CENTRAL AVE.  
CENTRAL AVE. - McEWEN AVE. TO HYDRANGIA AVE.  
ALTHEA AVE. - CENTRAL AVE. TO DIXON AVE.


J.E. GREINER COMPANY - WIEDEMAN & SINGLETON ENGINEERS  
CONSULTING ENGINEERS ASSOCIATE ENGINEERS  
TAMPA, FLORIDA ATLANTA, GEORGIA

DES. J.E.G.  
DWN. J.E.G.  
C.D. J.E.G.  
SCALE 1" = 30'  
DATE JAN 64

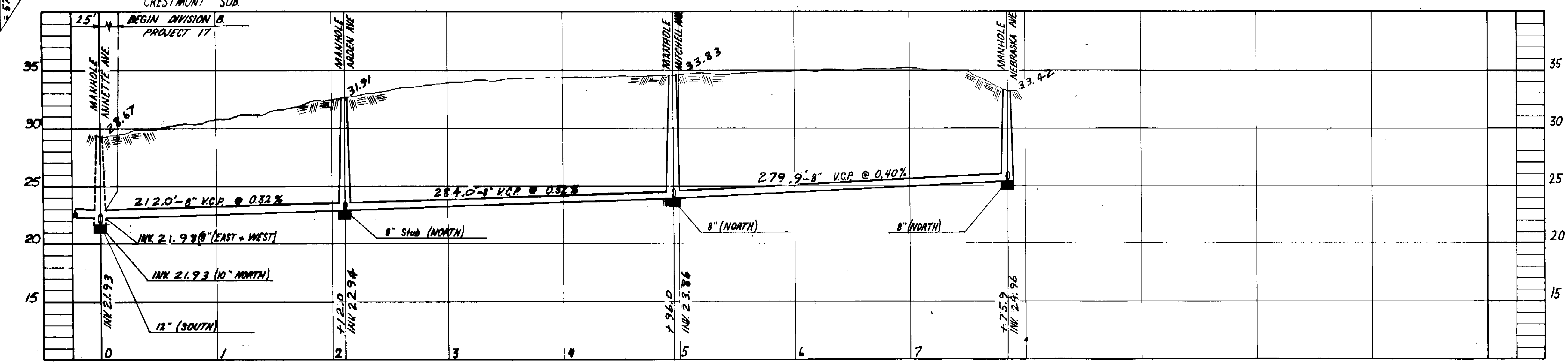
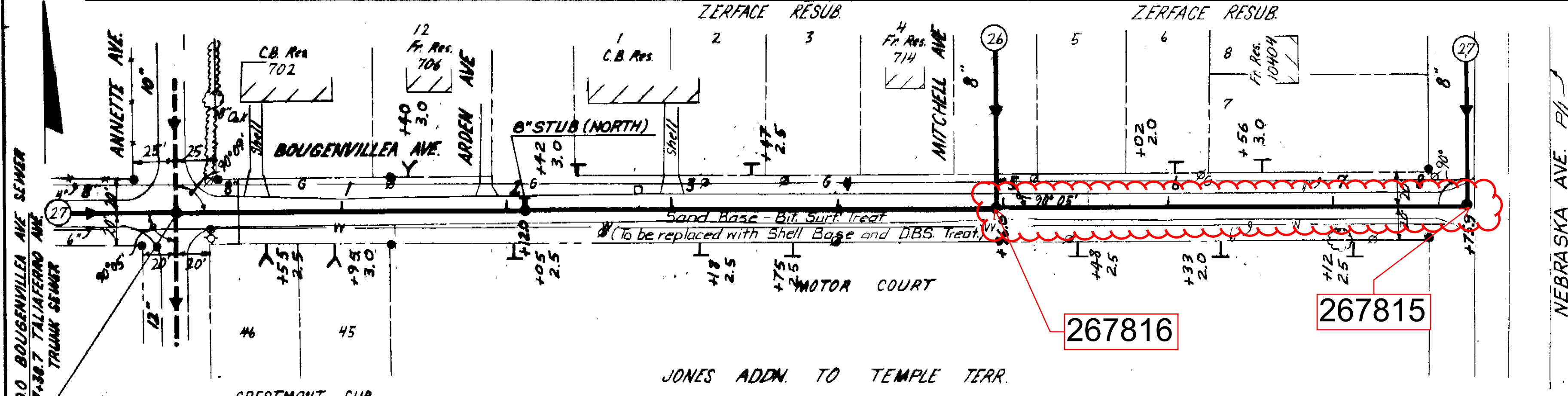
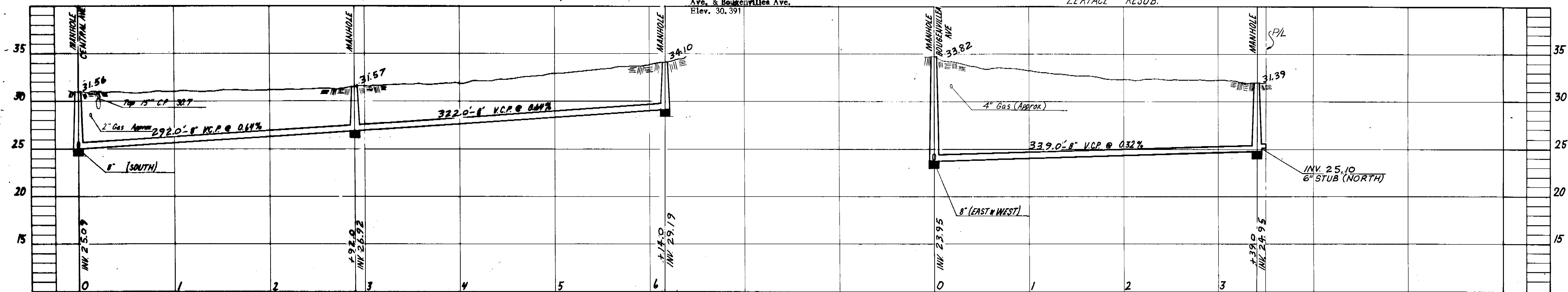
PROJECT 17  
DIVISION B  
SUBDISTRICTS A6 & A8

SHEET  
25  
OF 53



101-25



B.M. No. A8 2-7  
Nail in 15" Oak N.W. Cor. Annette  
Ave. & Bougenville Ave.  
Elev. 30.391



AS-BUILT PLAN  
REVISED TO SHOW ACTUAL CONDITIONS  
ACCORDING TO CONSTRUCTION RECORDS  
AS OF ... PER ...



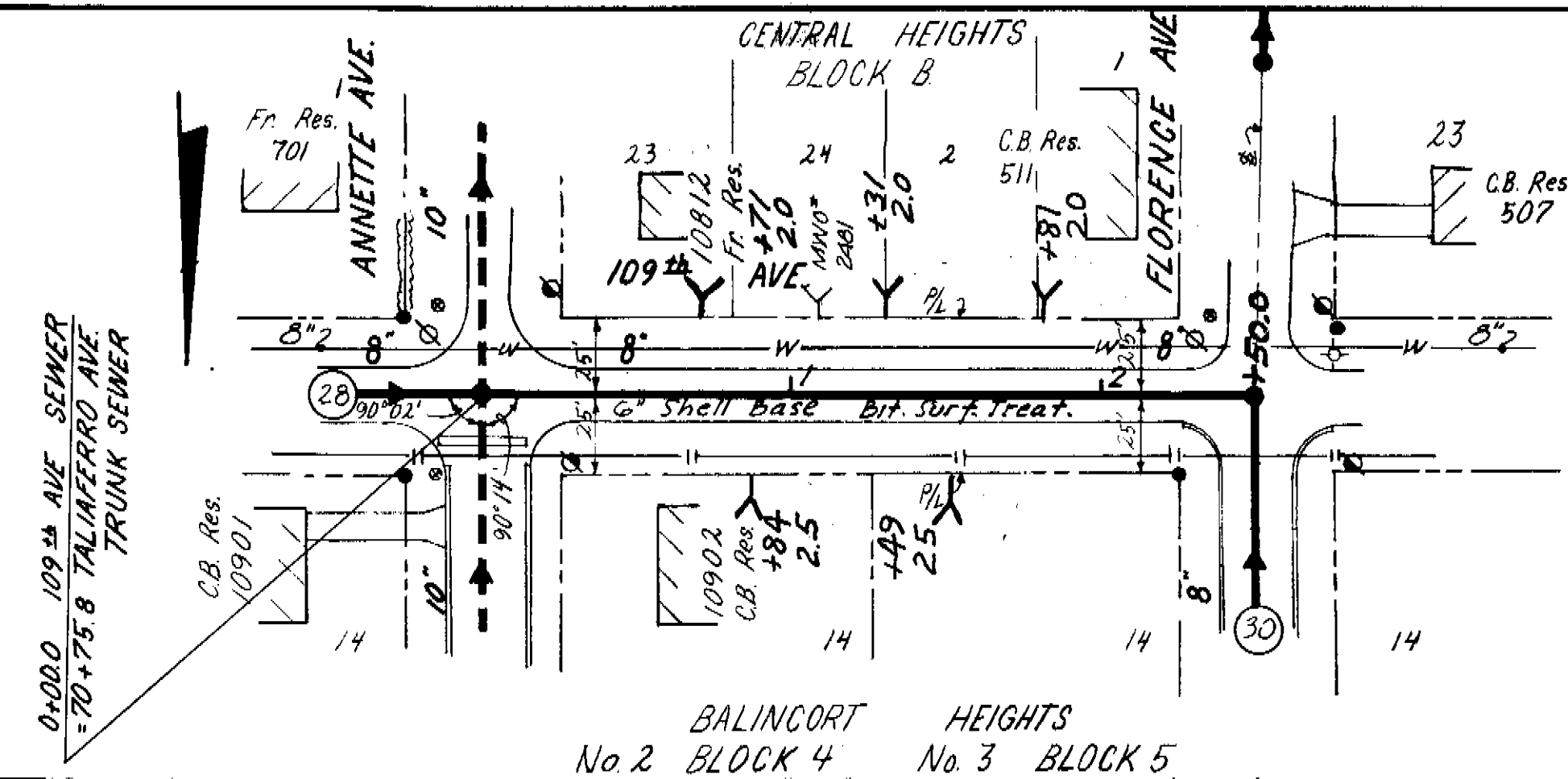
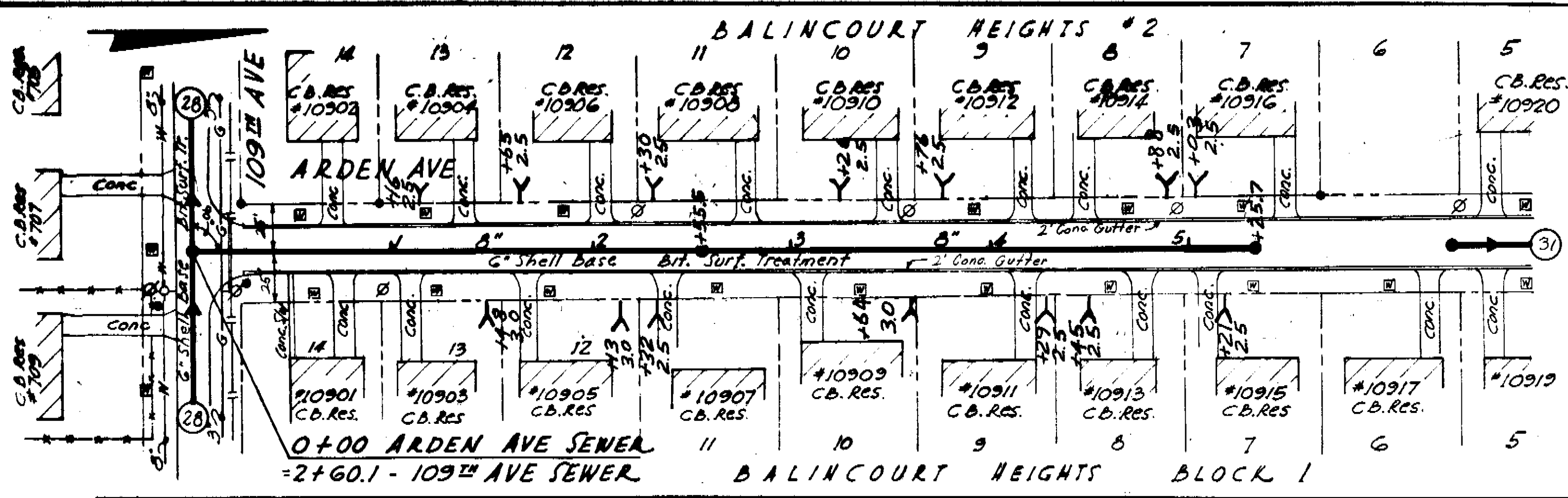
CITY OF TAMPA, FLORIDA  
THIRD SEWER REVENUE BOND PROGRAM  
SEWER IMPROVEMENTS  
HYDRANGIA AVE. - CENTRAL AVE TO 615' W.  
MITCHELL AVE. - BOUGENVILLE AVE TO 340' N.  
BOUGENVILLE AVE. - ANNETTE AVE. TO NEBRASKA AVE.  
J.E. GREINER COMPANY - WIEDEMAN & SINGLETON ENGINEERS  
CONSULTING ENGINEERS ASSOCIATE ENGINEERS  
TAMPA, FLORIDA ATLANTA, GEORGIA

DES. 1/27  
DRN. 2/20  
CON. 3/14  
SCALE 1"=50'  
DATE JAN 64  
PROJECT 17  
DIVISION B  
SUBDISTRICTS A66 & A86  
SHEET  
26  
of 53

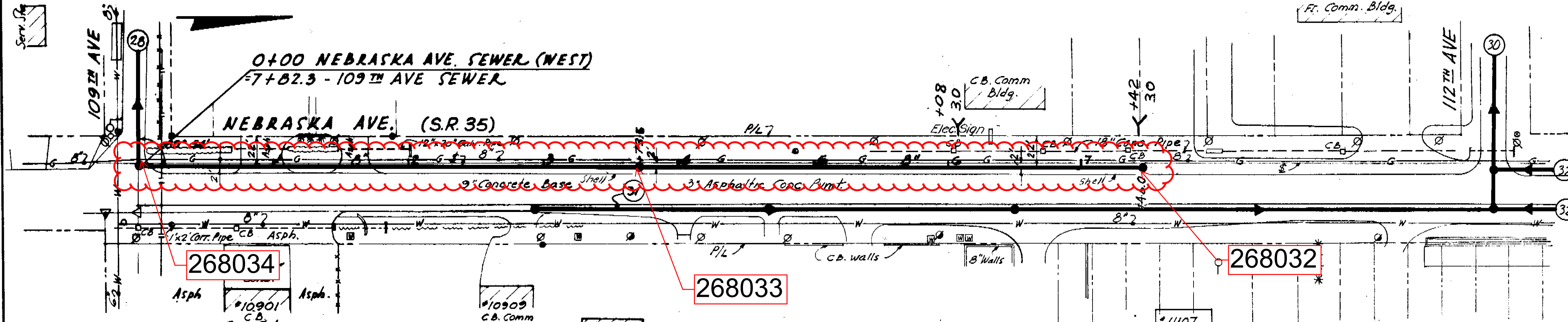
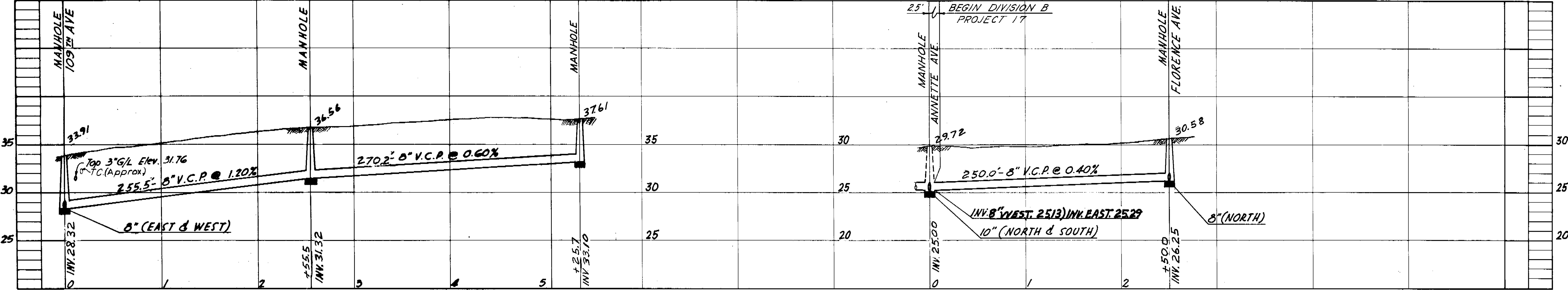




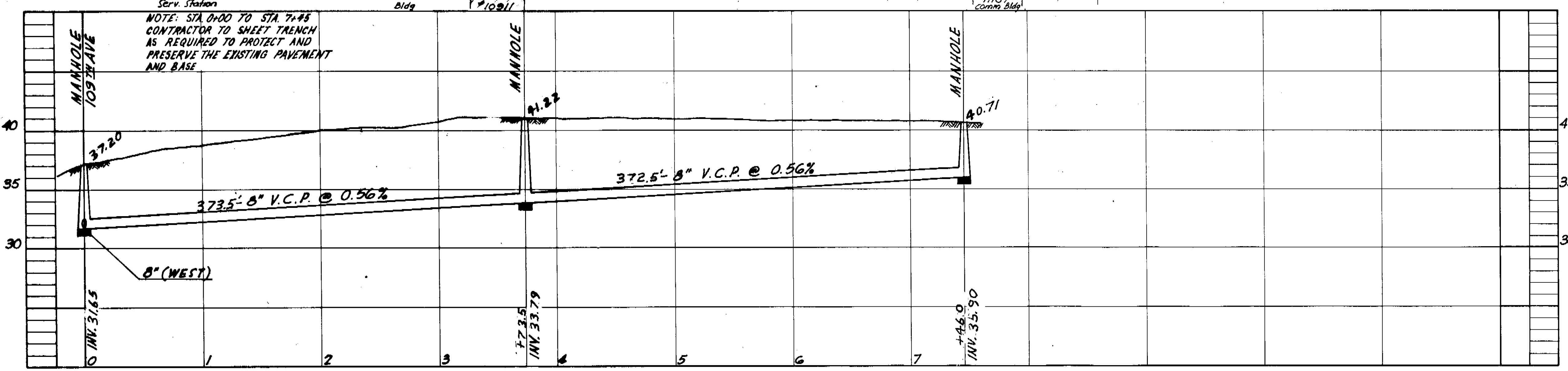




B.M. A8 3-2  
Top 4" x 4" Conc. Marker  
S.E. Cor. Annette Ave. &  
109th Ave.  
Elev. 31.476




B.M. A-571  
(City Adjusted) Cut S. Conc.  
Masonry Hdq. Culvert W. Side  
Nebraska Ave. 60' N. 108th  
Ave. 14.5' S. of S.R.D. Sta.  
475+00  
Elev. 34.420



NOTE: STA 0+00 TO STA 7+85  
CONTRACTOR TO SHEET TRENCH  
AS REQUIRED TO PROTECT AND  
PRESERVE THE EXISTING PAVEMENT  
AND BASE

AS-BUILT PLAN  
REVISED TO SHOW ACTUAL CONDITIONS  
ACCORDING TO CONSTRUCTION RECORDS  
AS OF PER. E. N.



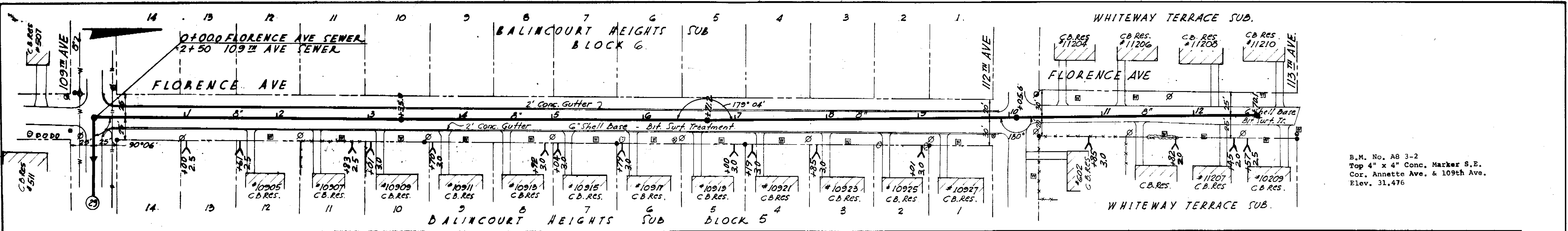
CITY OF TAMPA, FLORIDA  
THIRD SEWER REVENUE BOND PROGRAM  
SEWER IMPROVEMENTS  
ARDEN AVE. - 109th AVE. TO 530' N.  
109th AVE. - ANNETTE AVE. TO FLORENCE AVE.  
NEBRASKA AVE. - 109th AVE. TO 745' N.

J. E. GREINER COMPANY - WIEDEMAN & SINGLETON ENGINEERS  
CONSULTING ENGINEERS ASSOCIATE ENGINEERS  
TAMPA, FLORIDA ATLANTA, GEORGIA

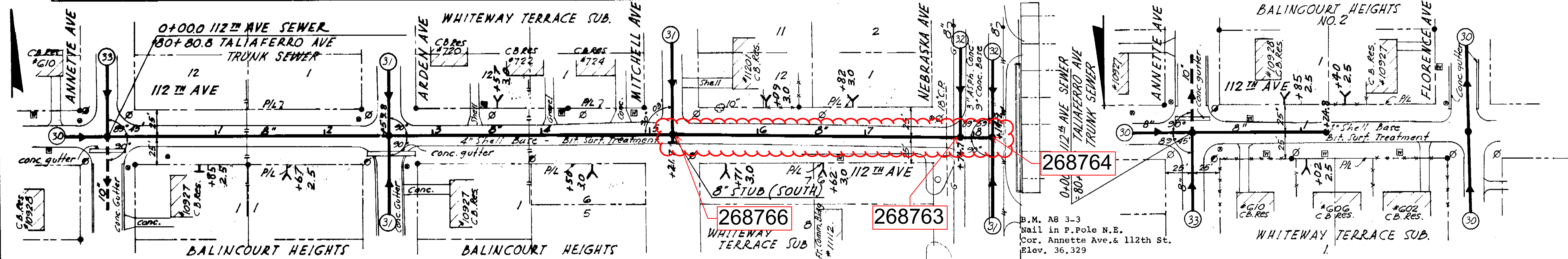
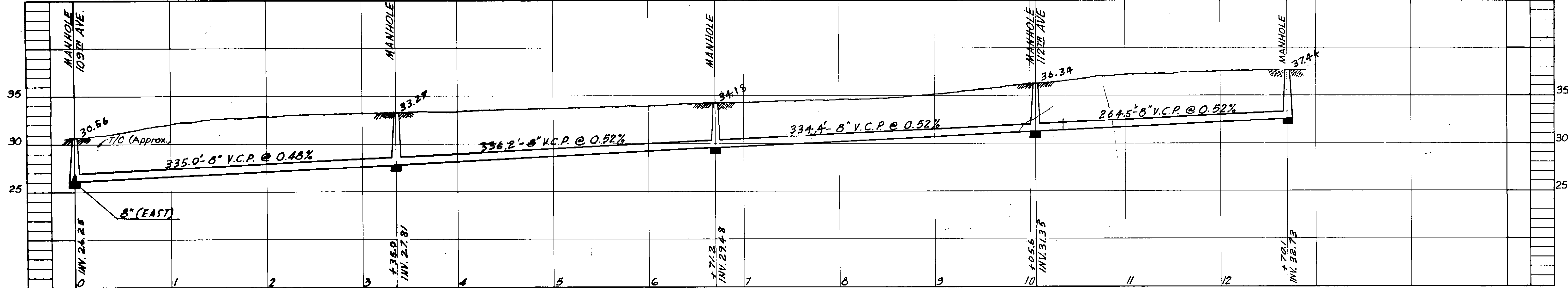
DES. J.E.G.  
CHKD. J.E.G.  
SCALE 1"=50'  
DATE JAN. 62

PROJECT 17  
DIVISION B  
SUBDISTRICTS A66 & A80

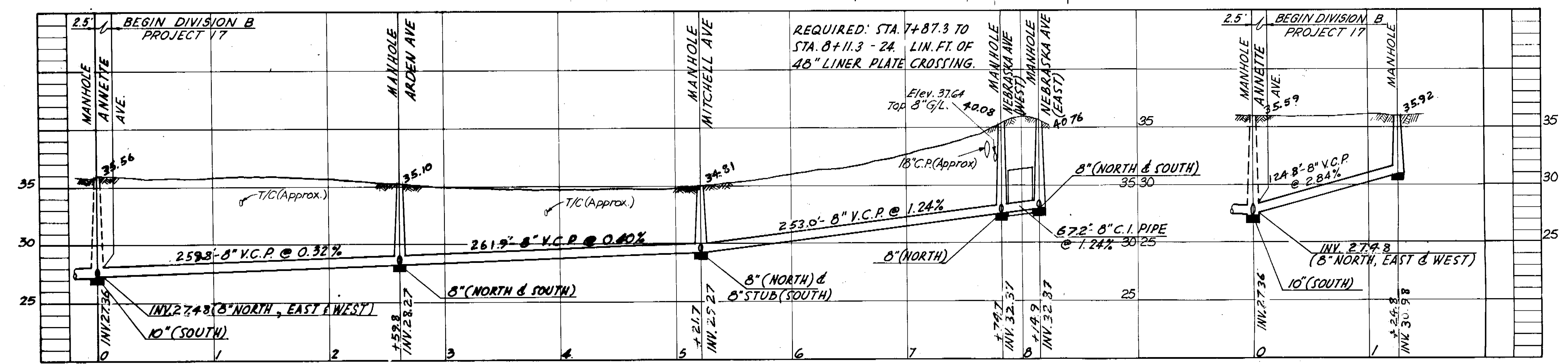
SHEET  
29  
OF 53





B.M. No. AB 3-2  
 Top 4" x 4" Conc. Marker S.E.  
 Cor. Annette Ave. & 109th Ave.  
 Elev. 31.476



B.M. AB 3-3  
 Nail in P. Pole N.E.  
 Cor. Annette Ave. & 112th St.  
 Elev. 36.329



AS-BUILT PLAN  
 REVISED TO SHOW ACTUAL CONDITIONS  
 ACCORDING TO CONSTRUCTION RECORDS  
 AS OF PER S.R.



CITY OF TAMPA, FLORIDA  
 THIRD SEWER REVENUE BOND PROGRAM  
 SEWER IMPROVEMENTS

FLORENCE AVE. - 109 TH AVE. TO 1270' N.  
 112 TH AVE. - ANNETTE AVE. TO NEBRASKA AVE.  
 112 TH AVE. - ANNETTE AVE. TO 125' W.

J.E. GREINER COMPANY - WIEDEMAN & SINGLETON ENGINEERS  
 CONSULTING ENGINEERS ASSOCIATE ENGINEERS  
 TAMPA, FLORIDA ATLANTA, GEORGIA

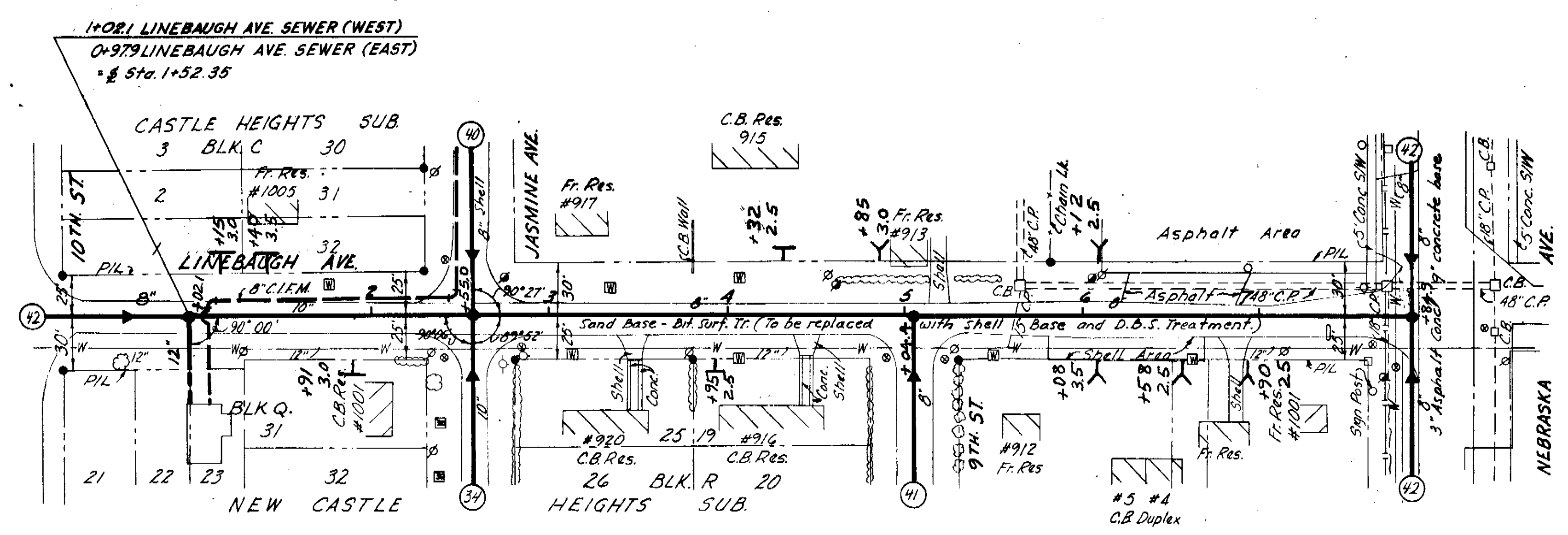
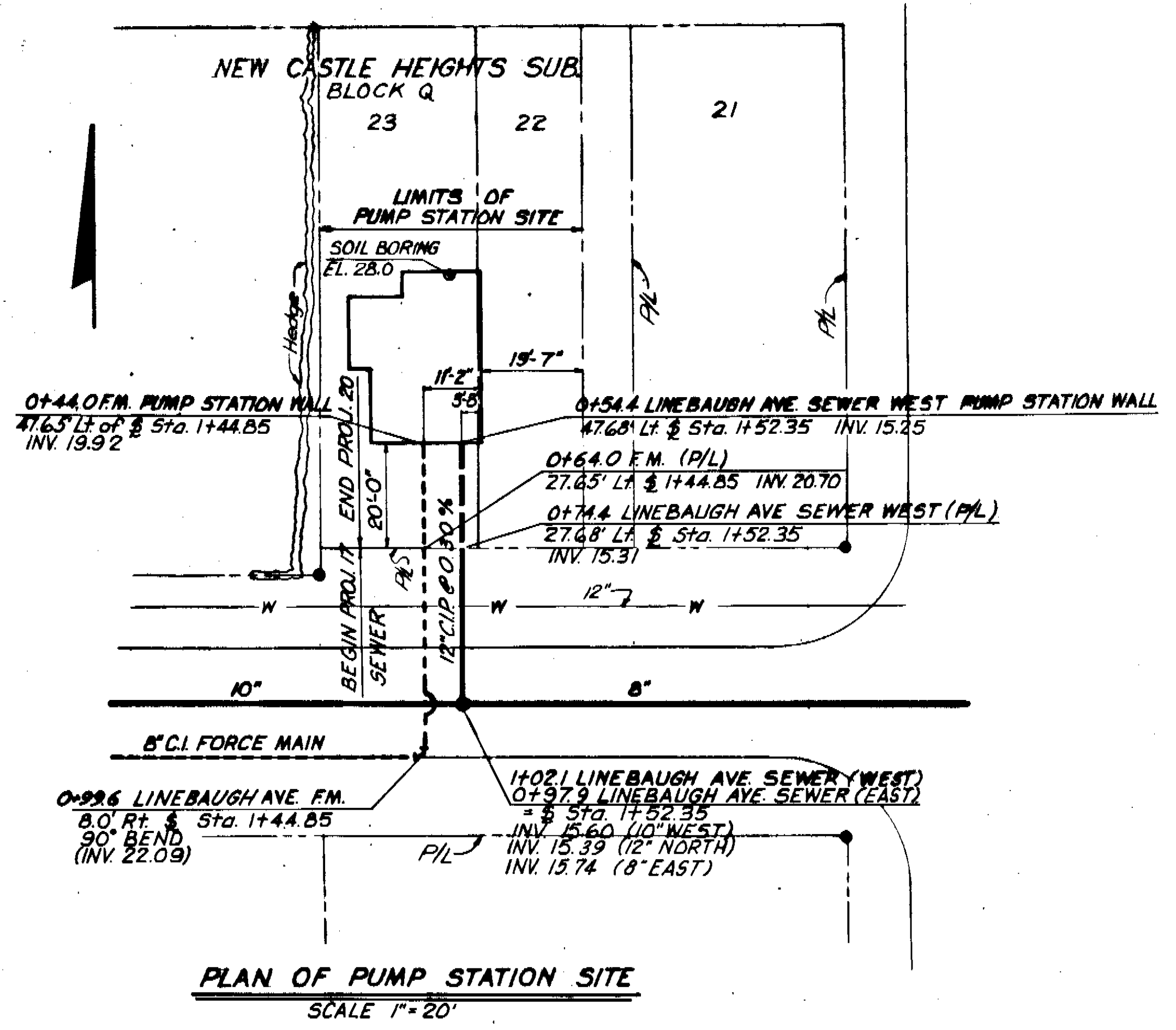
PROJECT 17  
 DIVISION B  
 SUBDISTRICTS A66 & A80

SHEET  
**30**  
 OF 53



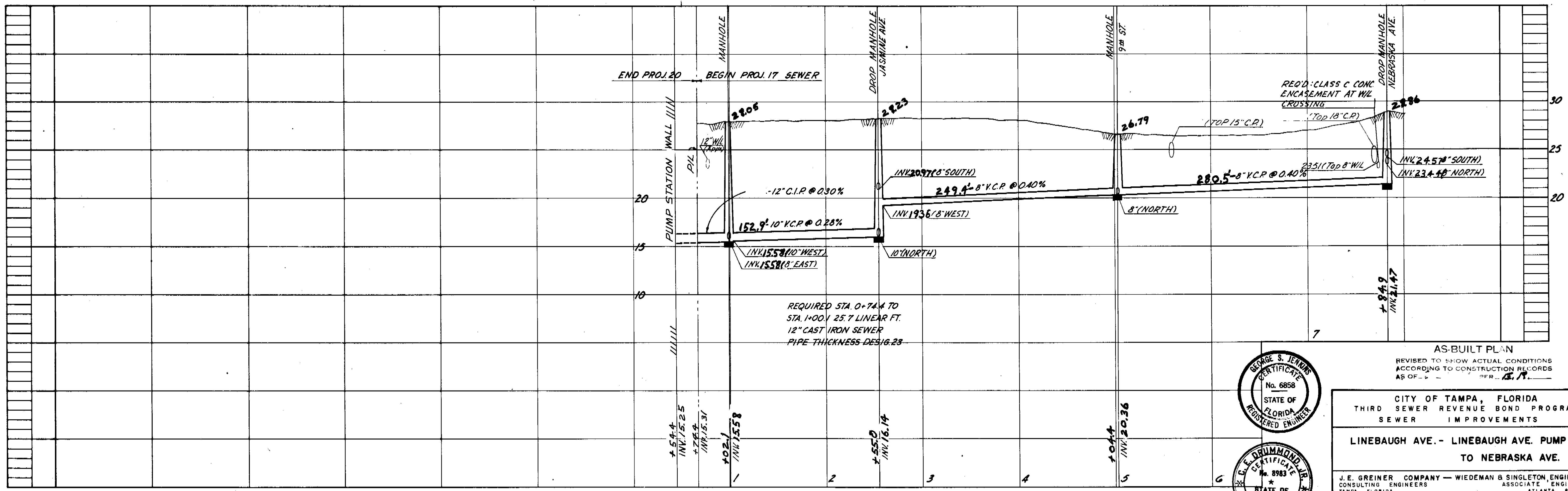
101-30







N.M. A-569-2  
 Top S.E. Bolt Top Flange  
 Fire Hydrant N.W. Cor.  
 Jasmine Ave. & Linebaugh Ave.  
 Elev. 29.951



AS-BUILT PLAN  
 REVISED TO SHOW ACTUAL CONDITIONS  
 ACCORDING TO CONSTRUCTION RECORDS  
 AS OF - - - - - PER - - - - -

CITY OF TAMPA, FLORIDA  
 THIRD SEWER REVENUE BOND PROGRAM  
 SEWER IMPROVEMENTS

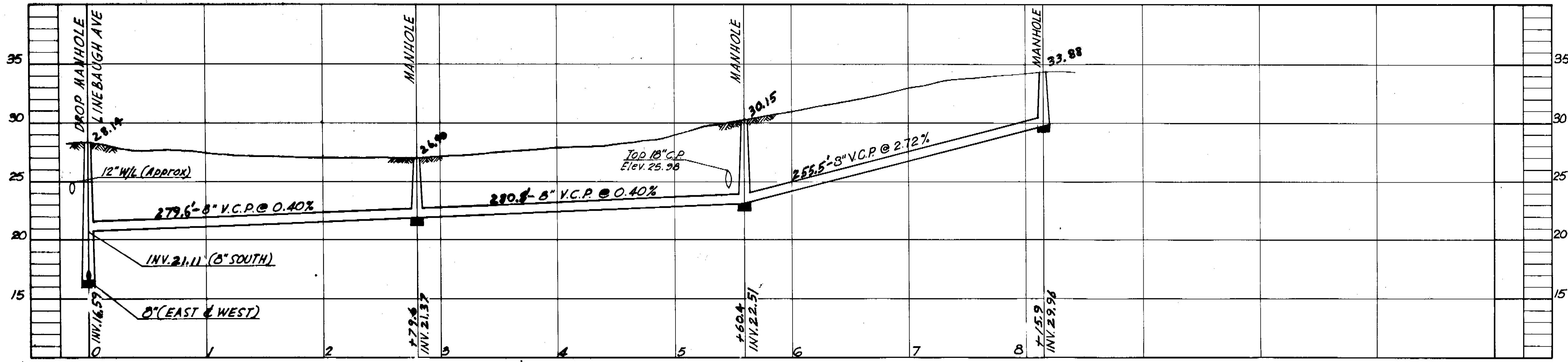
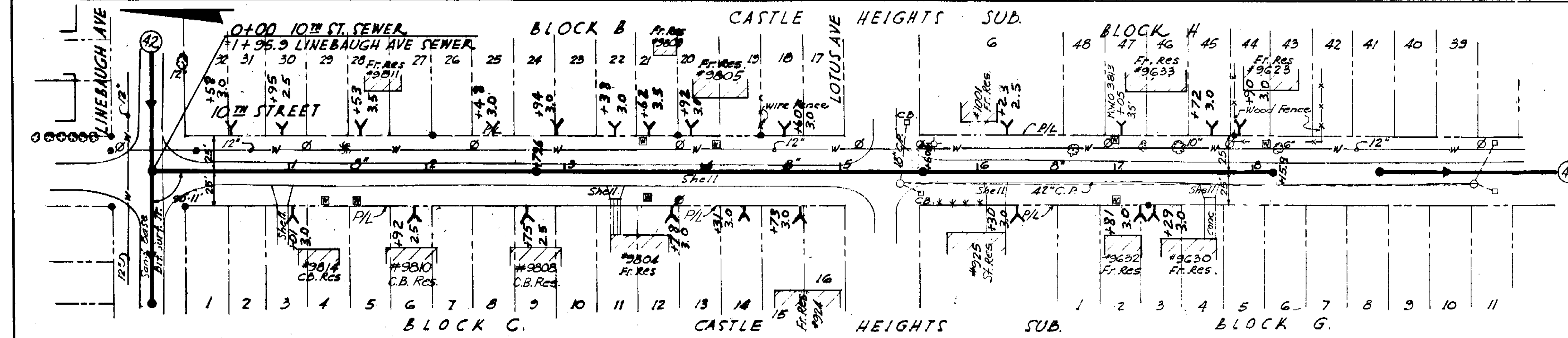
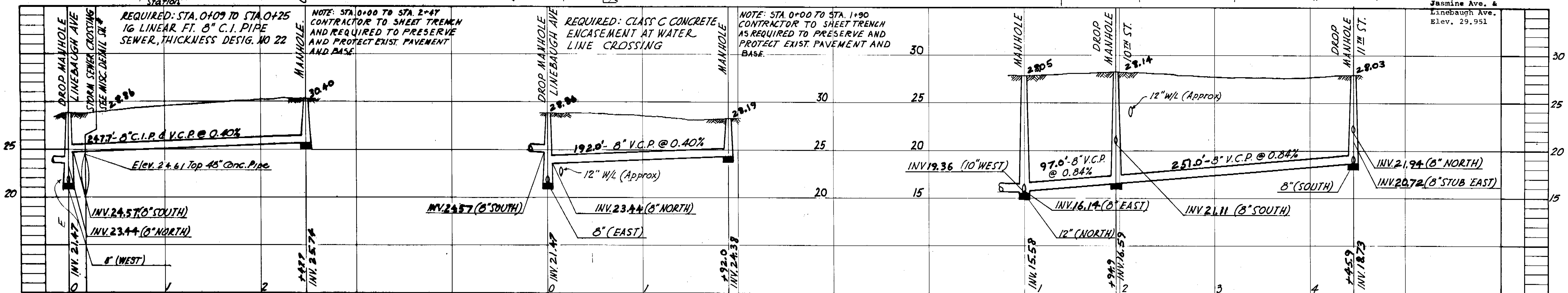
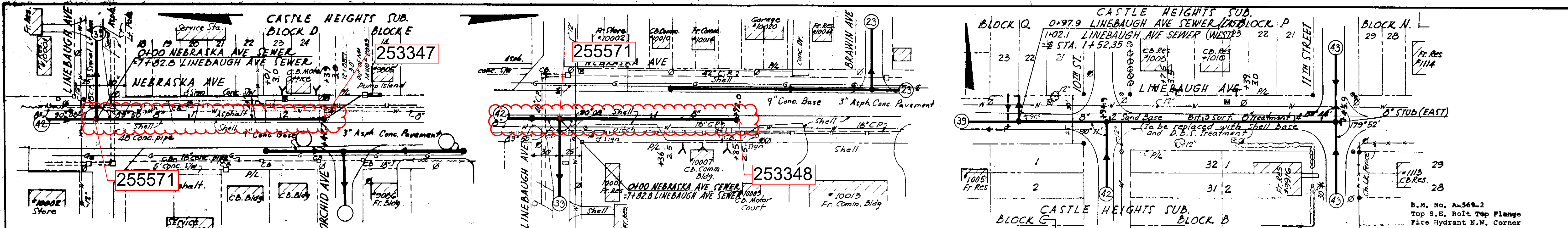
LINEBAUGH AVE. - LINEBAUGH AVE. PUMP STA.  
 TO NEBRASKA AVE.

J.E. GREINER COMPANY - WIEDEMANN & SINGLETON ENGINEERS  
 CONSULTING ENGINEERS ASSOCIATE ENGINEERS  
 TAMPA, FLORIDA ATLANTA, GEORGIA

PROJECT 17  
 DIVISION C  
 SUBDISTRICT A6b & A8a

SHEET  
**39**  
 OF 53

DATE JAN 64



AS-BUILT PLAN  
 REVISION TO SHOW ACTUAL CONDITIONS  
 ACCORDING TO CONSTRUCTION RECORDS  
 AS OF \_\_\_\_\_ PER E.N.

GEORGE S. JENKINS  
 CERTIFICATE  
 No. 6858  
 STATE OF  
 FLORIDA  
 REGISTERED ENGINEER

W. DRUMMOND  
 CERTIFICATE  
 No. 8983  
 STATE OF  
 FLORIDA  
 REGISTERED ENGINEER

CITY OF TAMPA, FLORIDA  
 THIRD CITY REVENUE BOND PROGRAM  
 SEWER IMPROVEMENTS

NEBRASKA AVE.-LINEBAUGH AVE. TO 247' S.  
 NEBRASKA AVE.-LINEBAUGH AVE. TO 190' N.  
 LINEBAUGH AVE.-LINEBAUGH AVE. PUMP STA. TO 11 TH ST.  
 10 TH ST.-LINEBAUGH AVE. TO 815' S.

J.E. GREINER COMPANY - WIEDEMAN & SINGLETON ENGINEERS  
 CONSULTING ENGINEERS ASSOCIATE ENGINEERS  
 TAMPA, FLORIDA ATLANTA, GEORGIA

DES. L.D.H.  
 DRN. E.C.L.  
 C.D. R.L.L.  
 SCALE 1"=50'  
 DATE JAN. 64

PROJECT I7  
 DIVISION C  
 SUBDISTRICT A6B & A8

SHEET  
**42**  
 OF 53

101-42