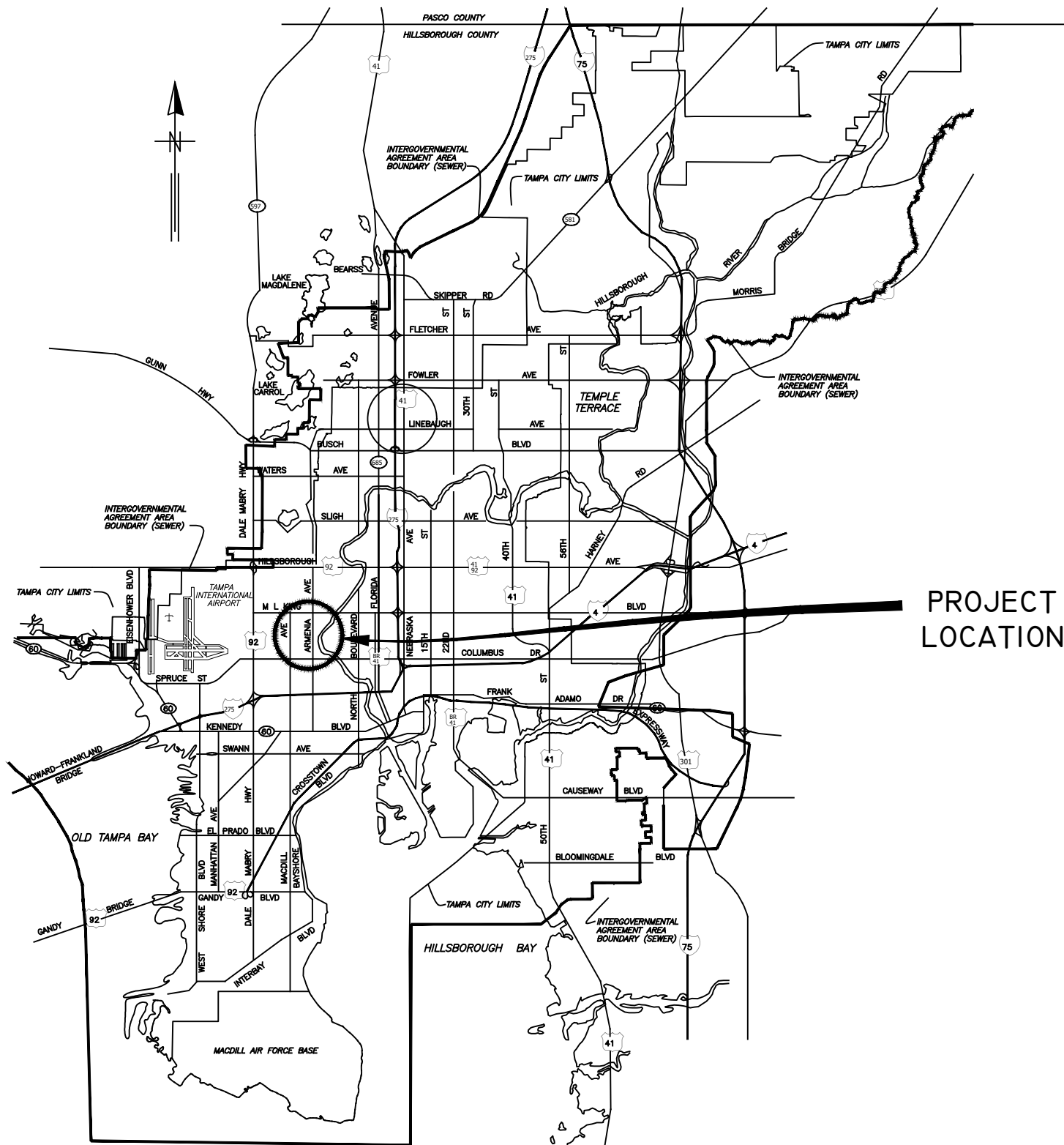



LOCATION MAP



PROJECT LOCATION

# CITY of TAMPA



WASTEWATER DEPARTMENT

PLANS FOR

WEST RIVERSIDE HEIGHTS GRAVITY SEWER  
REHABILITATION BY CIPP LINING

CONTRACT No.  
23-C-00008

NOTE:  
ATTENTION IS DIRECTED TO THE FACT THAT  
THESE PLANS MAY HAVE BEEN REDUCED IN  
SIZE BY REPRODUCTION. THIS MUST BE  
CONSIDERED WHEN OBTAINING SCALED DATA.

JACINTO CARLOS FERRAS, P.E. #49454  
DESIGN DIVISION HEAD  
WASTEWATER DEPARTMENT

#	DATE	REVISIONS
1		
2		
3		

DES: JK  
DRN: GP  
CKD:  
DATE:

CITY of TAMPA  
WASTEWATER DEPARTMENT

West Riverside Heights Gravity Sewer Rehabilitation By  
CIPP Lining  
COVER SHEET

SHEET  
**1**

**GENERAL NOTES**

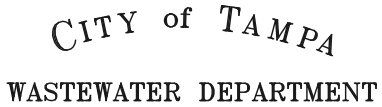
1. THE SCOPE OF THIS PROJECT SHALL CONSIST OF REHABILITATION OF 8" DIA WASTEWATER PIPELINE BY INSTALLATION OF CURED IN PLACE PIPE LINER AND ALL APPURTENANCE ASSOCIATED WITH COMPLETION OF THE PROJECT.
2. ELEVATION INFORMATION SHOWN ON THESE PLANS IS REFERENCED TO N.G.V.D. 1929 UNLESS OTHERWISE STATED AND ARE BASED ON RECORD DRAWINGS.
3. SHEETS 11-25 ARE THE EXISTING AS-BUILTS OF THE SEWER PIPE TO BE REHABILITATED.
4. DURING THE MOT, CONTRACTOR MUST MAINTAIN ACCESS TO ALL DRIVEWAYS FOR THE DURATION OF THE PROJECT.
5. CONTRACTOR SHALL BE FULLY RESPONSIBLE FOR OBTAINING THE NECESSARY ROAD CLOSURE AND RIGHT-OF-WAY PERMITS FROM THE APPROPRIATE GOVERNMENT AGENCIES HAVING JURISDICTION OVER THE SPECIFIC ROADWAYS.
6. IN ORDER TO OBTAIN ROADWAY CLOSURE OR RIGHT-OF WAY PERMITS, AT MINIMUM, THE CONTRACTOR MUST SUBMIT DETAILED MAINTENANCE OF TRAFFIC (MOT) PLANS ALONG WITH APPLICATIONS TO THE APPROPRIATE AGENCY. THE MOT(S) SHALL CONFORM TO APPLICABLE FLORIDA DEPARTMENT OF TRANSPORTATION (FDOT) INDEX DRAWINGS (MOST CURRENT EDITION). THE GOVERNING AGENCIES MAY REQUIRE ADDITIONAL INFORMATION AND DICTATE SPECIFIC WORK TIMES DURING NON-PEAK TRAFFIC HOURS. REFER TO SPECIFIC PROVISIONS FOR SPECIFIC TRAFFIC CONTROL REQUIREMENTS.
7. CONTINUOUS SEWER SERVICE MUST BE MAINTAINED AT ALL TIMES. WORK DURING LOW FLOW PERIODS OR NIGHT WORK MAY BE REQUIRED. CONTRACTOR IS RESPONSIBLE FOR MAINTAINING PRIVATE AND CITY PUMPING STATIONS AND SEWER SERVICE VIA VACUUM TRUCKS. CONTRACTOR IS RESPONSIBLE FOR DEWATERING, COLLECTING AND DISPOSING OF ALL WATER AND SLUDGE FROM EXISTING FACILITIES AS NECESSARY TO MAINTAIN SERVICE. COST FOR THIS WORK SHALL BE INCLUDED IN THE VARIOUS CONTRACT ITEMS AND NO ADDITIONAL PAYMENT WILL BE MADE.
8. BYPASS PUMPS SHALL BE CAPABLE OF DELIVERING 300 GPM FOR 8" THE BYPASS PUMPS SHALL BE OF THE SELF PRIMING QUIET FLOW TYPE PUMP. BYPASS PUMP NOISE SHALL STRICTLY COMPLY TO ALL LOCAL REGULATIONS AND ORDINANCES COVERING NOISE CONTROL. THIS MAY REQUIRE CONSTRUCTING SOUND ATTENUATING ENCLOSURE AROUND PUMPS. BYPASS METHOD SHALL BE SUBMITTED AND APPROVED BY THE ENGINEER.
9. THE PROPOSED LINER THICKNESS FOR THE 8" SEWER SHALL BE 6.0 MM THICKNESS.
10. CONTRACTOR SHALL RESTORE ALL LANDSCAPING, SODDING, SPRINKLER SYSTEM PIPING AND PAVEMENT THAT MAY HAVE BEEN DAMAGED DURING CONSTRUCTION TO ITS ORIGINAL CONDITION OR BETTER.
11. CONTRACTOR SHALL COORDINATE ALL CONSTRUCTION ACTIVITIES WITH WASTEWATER PERSONNEL AND PUMPING STATION OPERATIONS.
12. OSHA STANDARD EQUIPMENT SUCH AS SAFETY HARNESSSES, GAS MONITORS, LOWER EXPLOSIVE LIMIT (LEL) DETECTORS, BREATHING APPARATUS, ETC. SHALL BE UTILIZED WHERE THE WORK DICTATES THEIR USE.
13. DURING THE MANHOLE'S INTERIOR CLEANING OPERATION, THE CONTRACTOR MUST PROVIDE A MEANS OF CAPTURING AND DISPOSING OF THE REMOVED DEBRIS. THIS METHOD SHALL BE SUBMITTED TO THE ENGINEER FOR REVIEW AND APPROVAL.
14. ALL EXPOSED STEEL REINFORCEMENT SHALL BE THOROUGHLY CLEANED OF ANY DETERIORATION/RUST AND COATED WITH THE PROPOSED COATING SYSTEM.
15. THE ONLY EXCAVATION NECESSARY FOR THIS PROJECT IS FOR THE REMOVAL AND REPLACEMENT OF THE MANHOLE FRAME AND COVERS. FOR THESE CASES, THE CONTRACTOR IS REQUIRED TO CALL SUNSHINE AT 1-800-432-4770 TO DETERMINE UTILITY LOCATIONS PRIOR TO EXCAVATION.
16. THIS PROJECT INCLUDES REHABILITATION OF MANOLES BY APPLICATION OF A STRUCTURAL COATING SYSTEM AND ALL APPURTENANCES ASSOCIATED WITH THE PROJECT.

INDEX	
Sheet Number	Sheet Title
1	COVER SHEET
2	NOTES & INDEX
3	OVERVIEW LOCATION MAP
4 - 8	AREA MAPS
9 - 10	MANHOLE DETAILS
11-25	WASTEWATER RECORD DRAWINGS FOR REFERENCE **

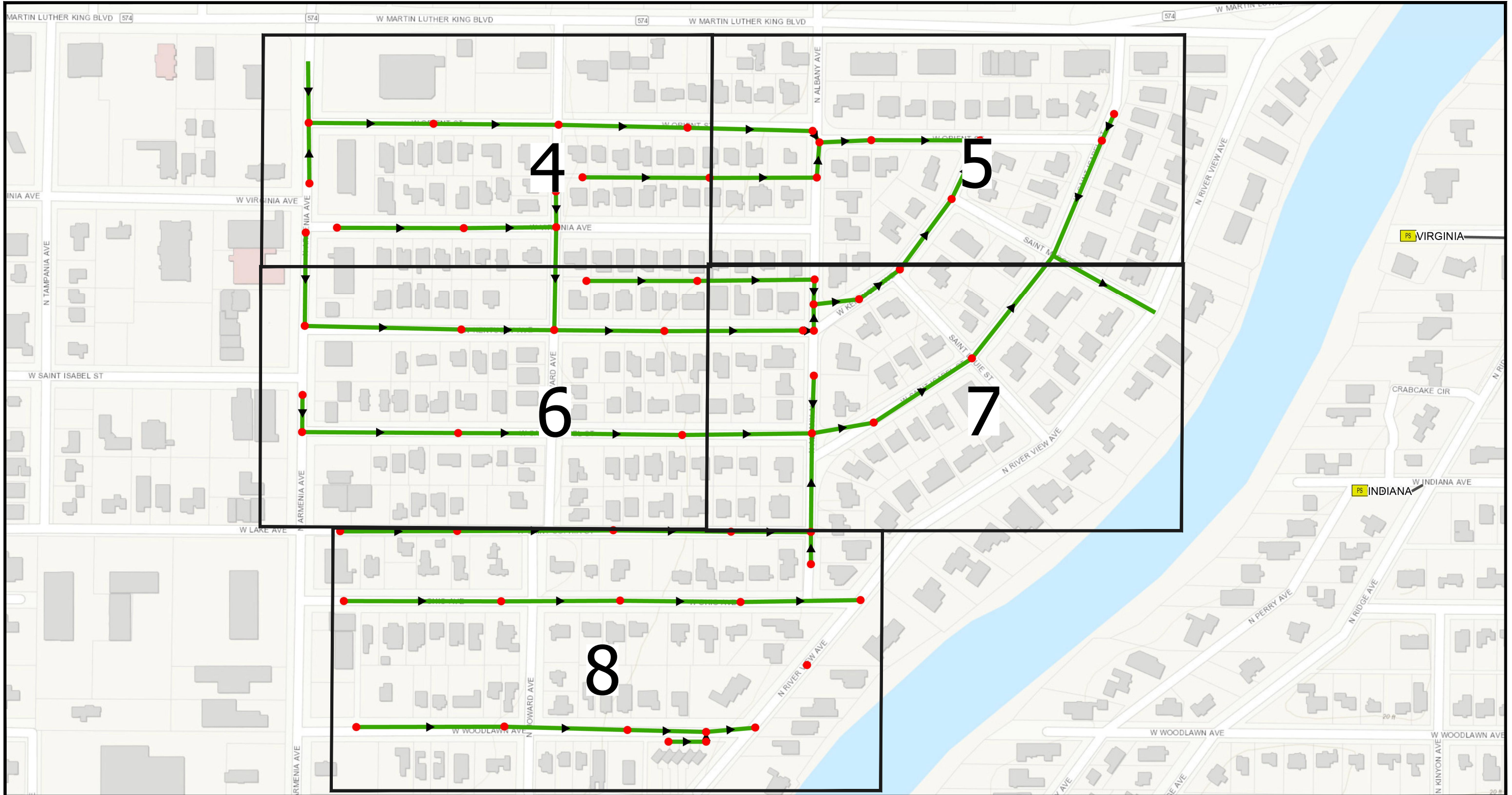
\*\* RECORD DRAWINGS ARE BEING PROVIDED FOR INFORMATIONAL PURPOSES ONLY AND ARE NOT INTENDED TO SHOW ADDITIONAL WORK FOR THIS CONTRACT. THE CITY DOES NOT GUARANTEE THE ACCURACY OF THE RECORD DRAWINGS.

PROPOSED MANHOLE COATING SYSTEM THICKNESS	
Location	Coating System
Manhole Barrel	250 MILS (MIN)
Manhole Benches	250 MILS (MIN)

User: sst4 Drawing Name: \\sewer\sewer\Share\Wastewater Projects\West Riverside Heights Gravity Sewer Rehabilitation by CIPP\Drafting\DWG\W Riverside Heights.dwg Layout- Apr 04, 2023 - 10:16am

JACINTO CARLOS FERRAS, P.E. #49454 DESIGN DIVISION HEAD WASTEWATER DEPARTMENT	#	DATE	REVISIONS	DES: JK		West Riverside Heights Gravity Sewer Rehabilitation By CIPP Lining	SHEET <b>2</b>
	1			DRN: GP			
	2			CKD:		NOTES & INDEX	
	3			DATE:			

User: sst5 Drawing Name: K:\Wastewater Projects\West Riverside Heights Gravity Sewer Rehabilitation by CIPP\Drafting\DWG\W Riverside Heights.dwg  
 Layout: Mar 21, 2023 - 12:01pm CTB - MONO - RED-GREEN, CTB TOSHIBA\_UNL\_COLOR (NORTH WING)



0 125 250 500 Feet

**Legend**

- Ex Manhole (no rehabilitation required)
- Proposed Manhole Rehabilitation
- Ex CIPP Lined or PVC Wastewater (no rehabilitation required)
- Ex Wastewater (no rehabilitation required)
- Proposed Lining Area

JACINTO CARLOS FERRAS, P.E. #49454 DESIGN DIVISION HEAD WASTEWATER DEPARTMENT
---

#	DATE	REVISIONS
1		
2		
3		

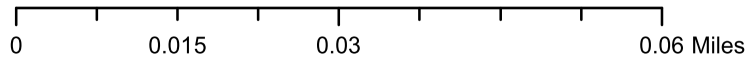
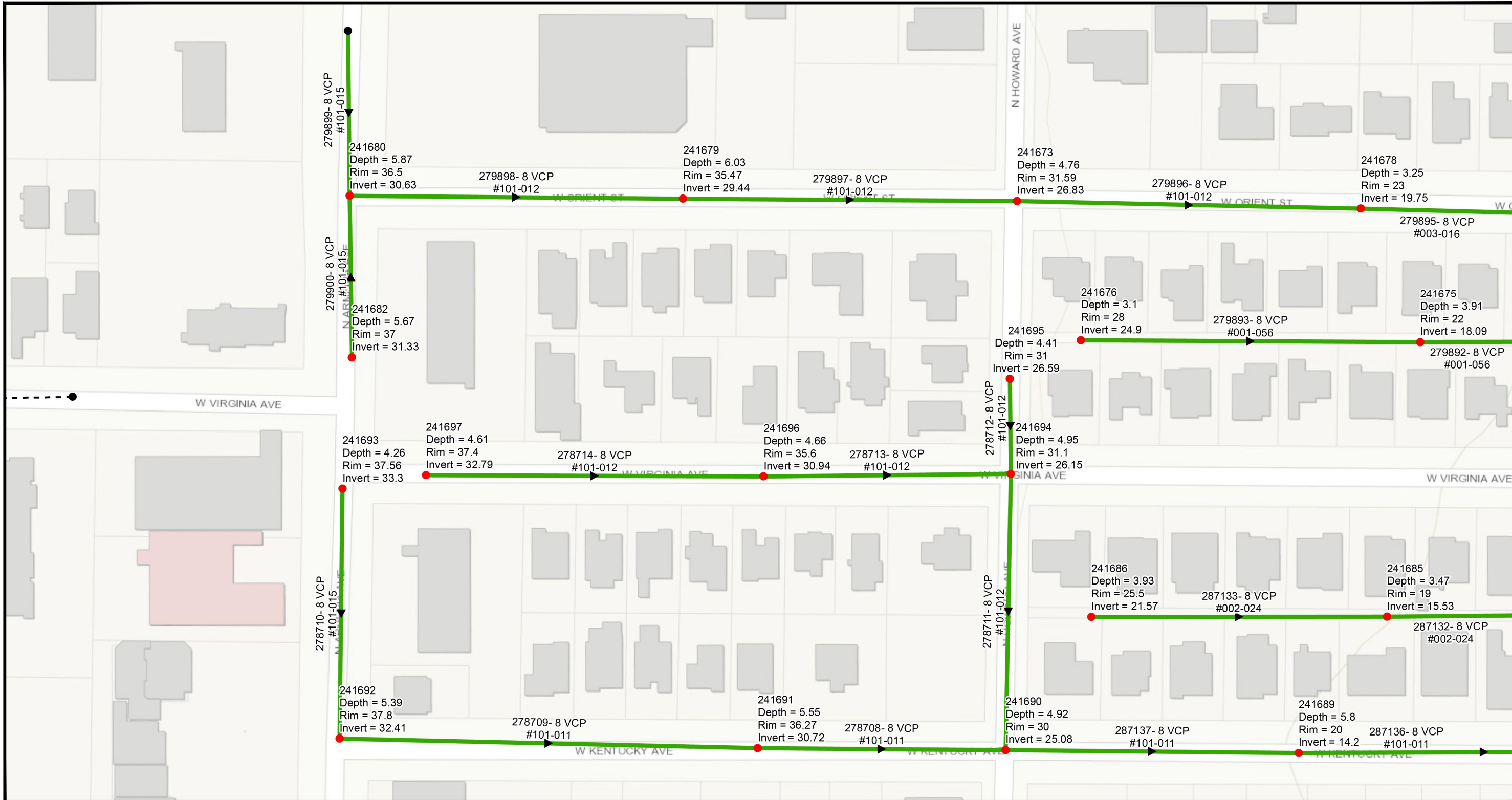
DES: JK  
 DRN: GP  
 CKD:  
 DATE:

**CITY of TAMPA**  
 WASTEWATER DEPARTMENT

West Riverside Heights Gravity Sewer Rehabilitation By  
 CIPP Lining  
 OVERVIEW LOCATION MAP

SHEET  
**3**

User: sst5 Drawing Name: K:\Wastewater Projects\West Riverside Heights Gravity Sewer Rehabilitation by CIPP\Drafting\DWG\W Riverside Heights.dwg  
 Layout: Mar 21, 2023 - 12:01pm CTB - MONO - RED-GREEN, CTB TOSHIBA\_UNL\_COLOR (NORTH WING)



- Legend**
- Ex Manhole (no rehabilitation required)
  - Proposed Manhole Rehabilitation
  - Ex CIPP Lined or PVC Wastewater (no rehabilitation required)
  - Ex Wastewater (no rehabilitation required)
  - Proposed Lining Area



JACINTO CARLOS FERRAS, P.E. #49454  
 DESIGN DIVISION HEAD  
 WASTEWATER DEPARTMENT

#	DATE	REVISIONS
1		
2		
3		


DES: JK  
 DRN: GP  
 CKD:  
 DATE:

CITY of TAMPA  
 WASTEWATER DEPARTMENT

West Riverside Heights Gravity Sewer Rehabilitation By  
 CIPP Lining  
 AREA MAP 1

SHEET  
 4

User: sst5 Drawing Name: K:\Wastewater Projects\West Riverside Heights Gravity Sewer Rehabilitation by CIPP\Drafting\DWG\W Riverside Heights.dwg  
 Layout: Mar 21, 2023 - 12:01pm CTB - MONO - RED-GREEN, CTB TOSHIBA\_UNL\_COLOR (NORTH WING)



- Legend**
- Ex Manhole (no rehabilitation required)
  - Proposed Manhole Rehabilitation
  - Ex CIPP Lined or PVC Wastewater (no rehabilitation required)
  - Ex Wastewater (no rehabilitation required)
  - Proposed Lining Area



JACINTO CARLOS FERRAS, P.E. #49454  
 DESIGN DIVISION HEAD  
 WASTEWATER DEPARTMENT

#	DATE	REVISIONS
1		
2		
3		


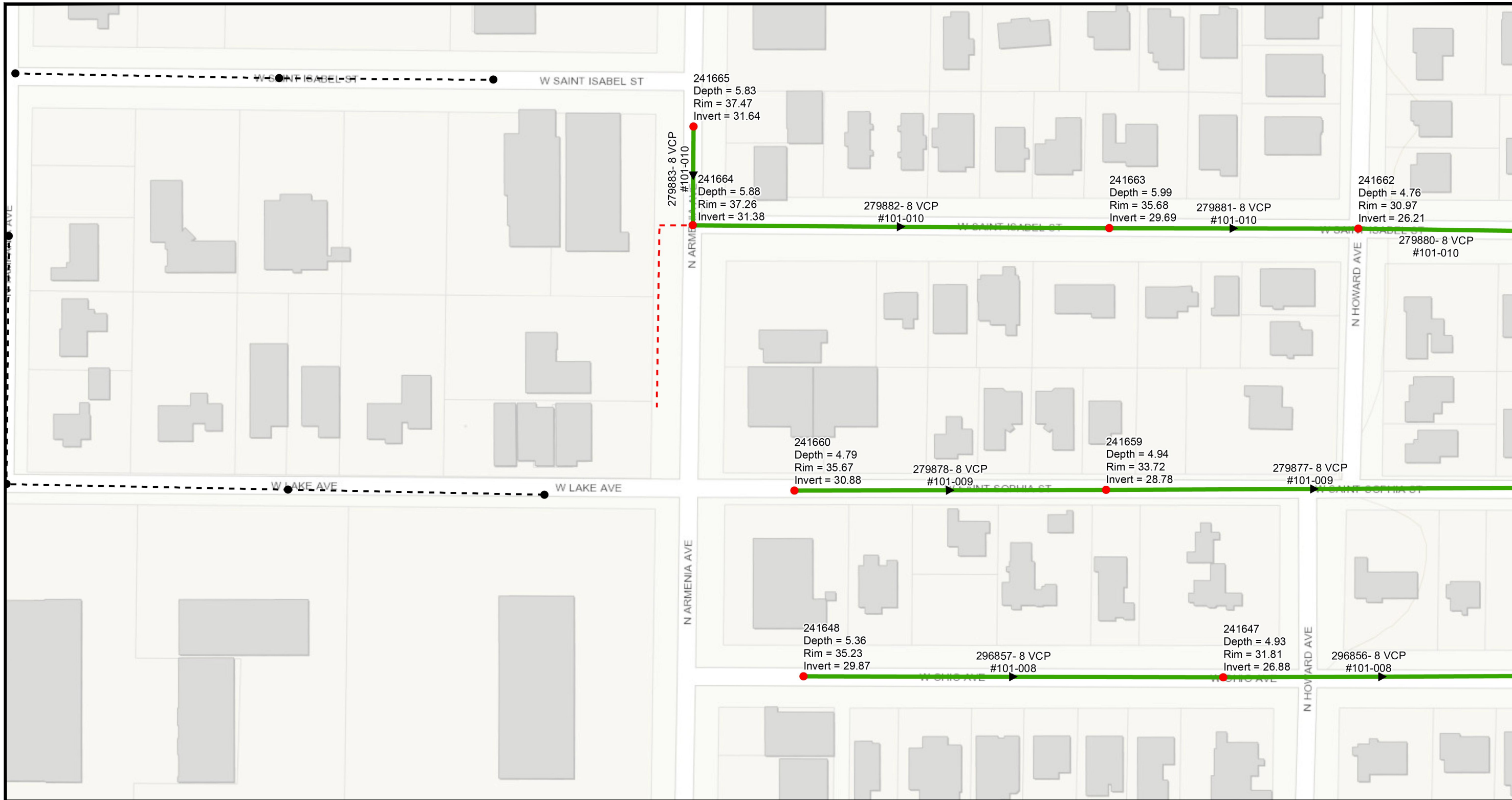
DES: JK  
 DRN: GP  
 CKD:  
 DATE:

CITY of TAMPA  
 WASTEWATER DEPARTMENT

West Riverside Heights Gravity Sewer Rehabilitation By  
 CIPP Lining  
 AREA MAP 2

SHEET  
**5**

User: ssh5 Drawing Name: K:\Wastewater Projects\West Riverside Heights Gravity Sewer Rehabilitation by CIPP\Drafting\DWG\W Riverside Heights.dwg  
 Layout: Mar 21, 2023 - 12:01pm CTB - MONO - RED-GREEN, CTB TOSHIBA\_UNL\_COLOR (NORTH WING)



- Legend**
- Ex Manhole (no rehabilitation required)
  - Proposed Manhole Rehabilitation
  - Ex CIPP Lined or PVC Wastewater (no rehabilitation required)
  - Ex Wastewater (no rehabilitation required)
  - Proposed Lining Area



JACINTO CARLOS FERRAS, P.E. #49454  
 DESIGN DIVISION HEAD  
 WASTEWATER DEPARTMENT

#	DATE	REVISIONS
1		
2		
3		

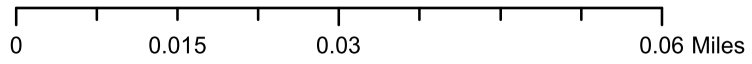
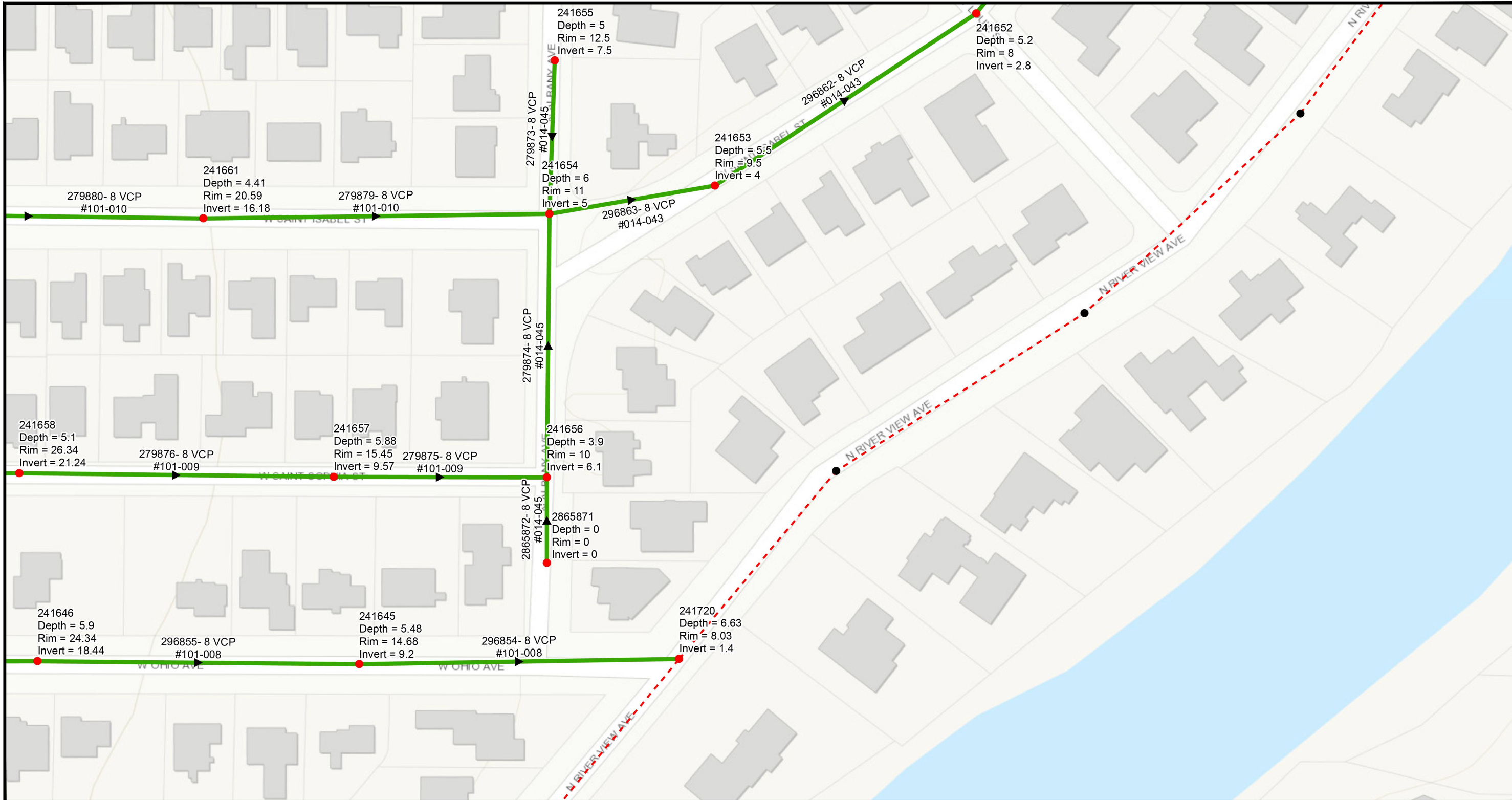
DES: JK  
 DRN: GP  
 CKD:  
 DATE:

**CITY of TAMPA**  
 WASTEWATER DEPARTMENT

West Riverside Heights Gravity Sewer Rehabilitation By  
 CIPP Lining  
 AREA MAP 3

SHEET  
**6**

User: sst5 Drawing Name: K:\Wastewater Projects\West Riverside Heights Gravity Sewer Rehabilitation by CIPP\Drafting\DWG\W Riverside Heights.dwg  
 Layout: Mar 21, 2023 - 12:01pm CTB - MONO - RED-GREEN, CTB TOSHIBA\_UNL\_COLOR (NORTH WING)



- Legend**
- Ex Manhole (no rehabilitation required)
  - Proposed Manhole Rehabilitation
  - Ex CIPP Lined or PVC Wastewater (no rehabilitation required)
  - Ex Wastewater (no rehabilitation required)
  - Proposed Lining Area



JACINTO CARLOS FERRAS, P.E. #49454  
 DESIGN DIVISION HEAD  
 WASTEWATER DEPARTMENT

#	DATE	REVISIONS
1		
2		
3		


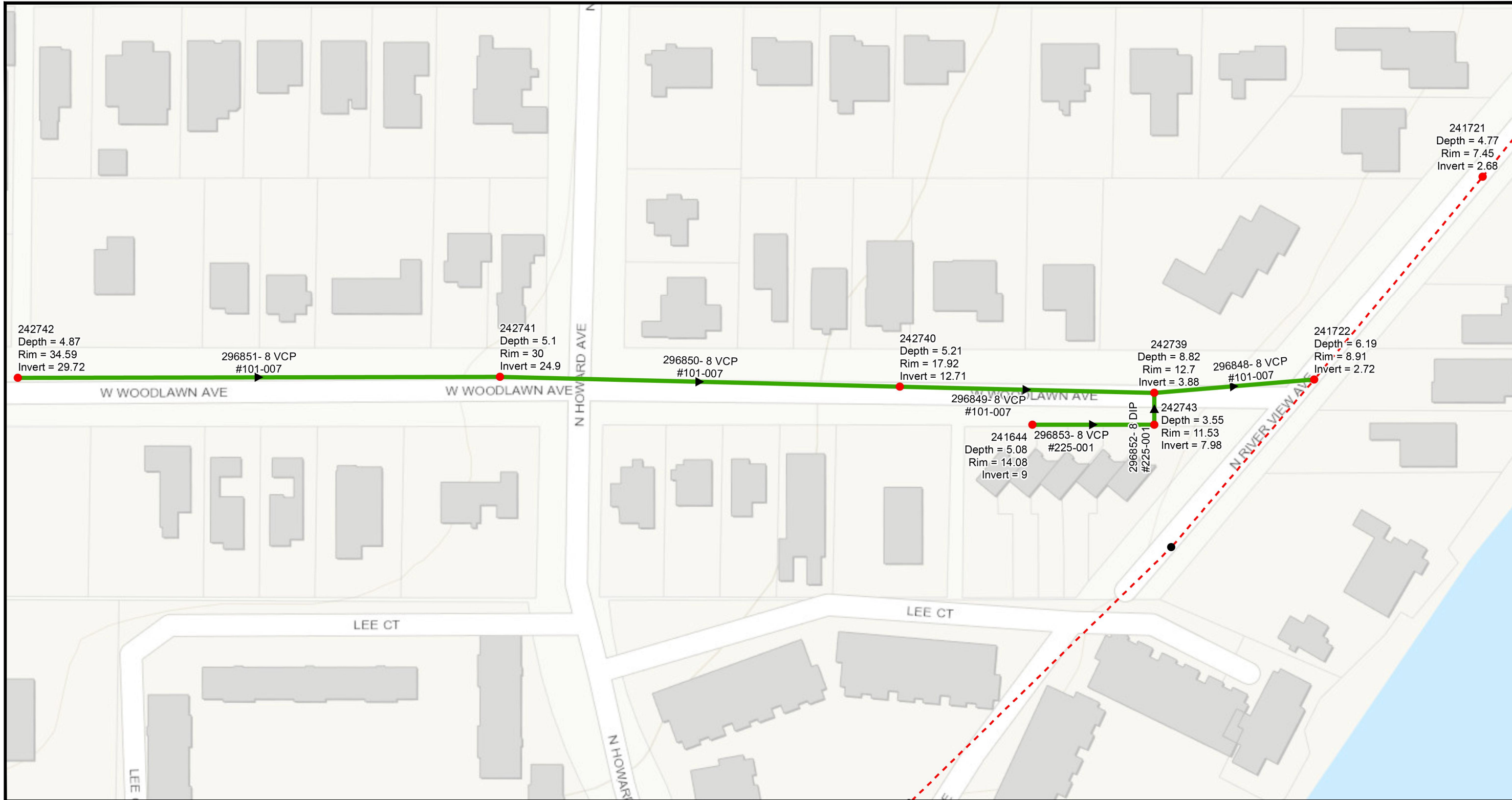
DES: JK  
 DRN: GP  
 CKD:  
 DATE:

CITY of TAMPA  
 WASTEWATER DEPARTMENT

West Riverside Heights Gravity Sewer Rehabilitation By  
 CIPP Lining  
 AREA MAP 4

SHEET  
 7

User: sst5 Drawing Name: K:\Wastewater Projects\West Riverside Heights Gravity Sewer Rehabilitation by CIPP\Drafting\DWG\W Riverside Heights.dwg  
 Layout: Mar 21, 2023 - 12:01pm CTB - MONO - RED-GREEN, CTB TOSHIBA\_UNL\_COLOR (NORTH WING)



- Legend**
- Ex Manhole (no rehabilitation required)
  - Proposed Manhole Rehabilitation
  - Ex CIPP Lined or PVC Wastewater (no rehabilitation required)
  - Ex Wastewater (no rehabilitation required)
  - Proposed Lining Area



JACINTO CARLOS FERRAS, P.E. #49454  
 DESIGN DIVISION HEAD  
 WASTEWATER DEPARTMENT

#	DATE	REVISIONS
1		
2		
3		

DES: JK  
 DRN: GP  
 CKD:  
 DATE:

CITY of TAMPA  
 WASTEWATER DEPARTMENT

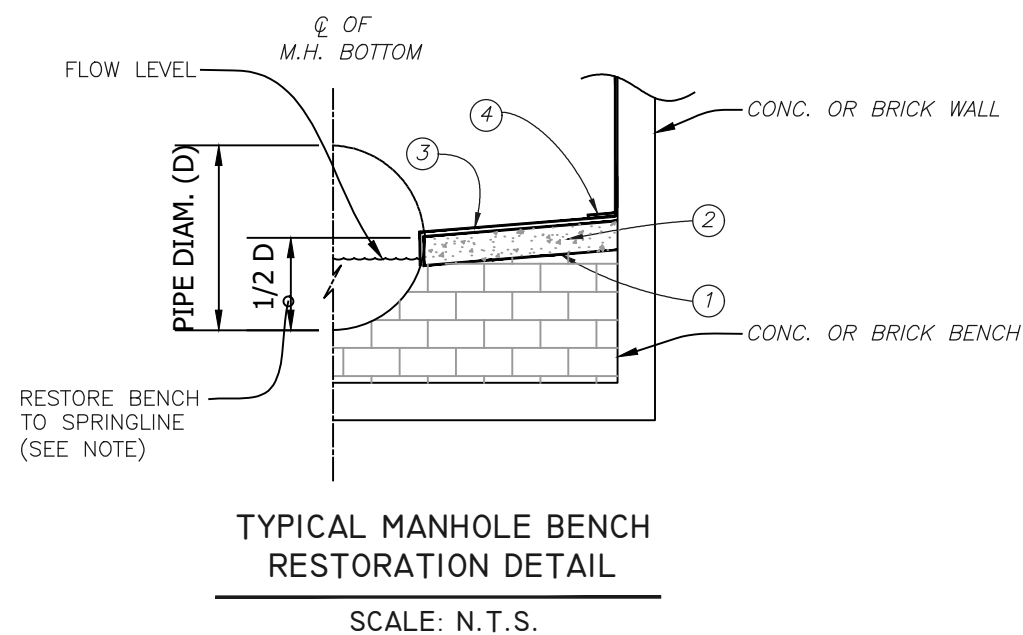
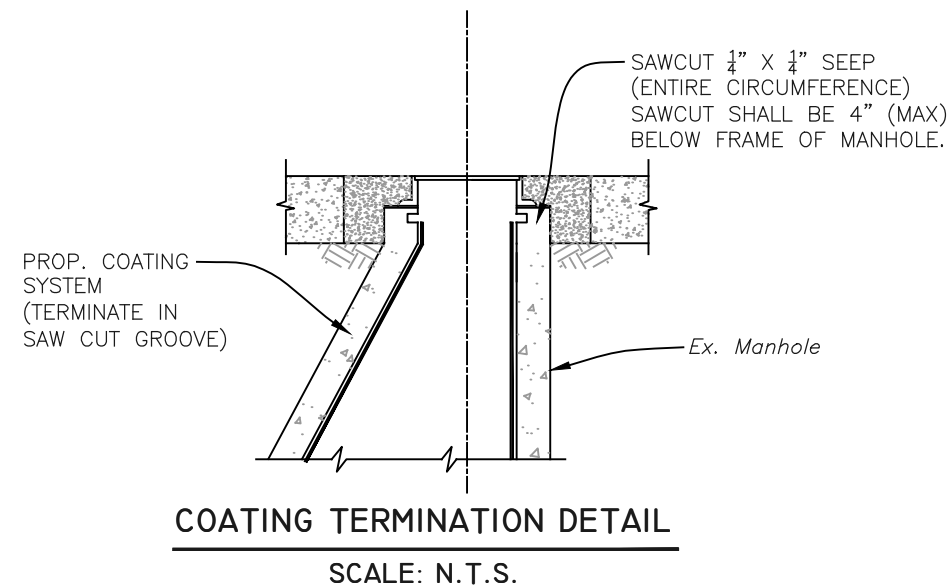
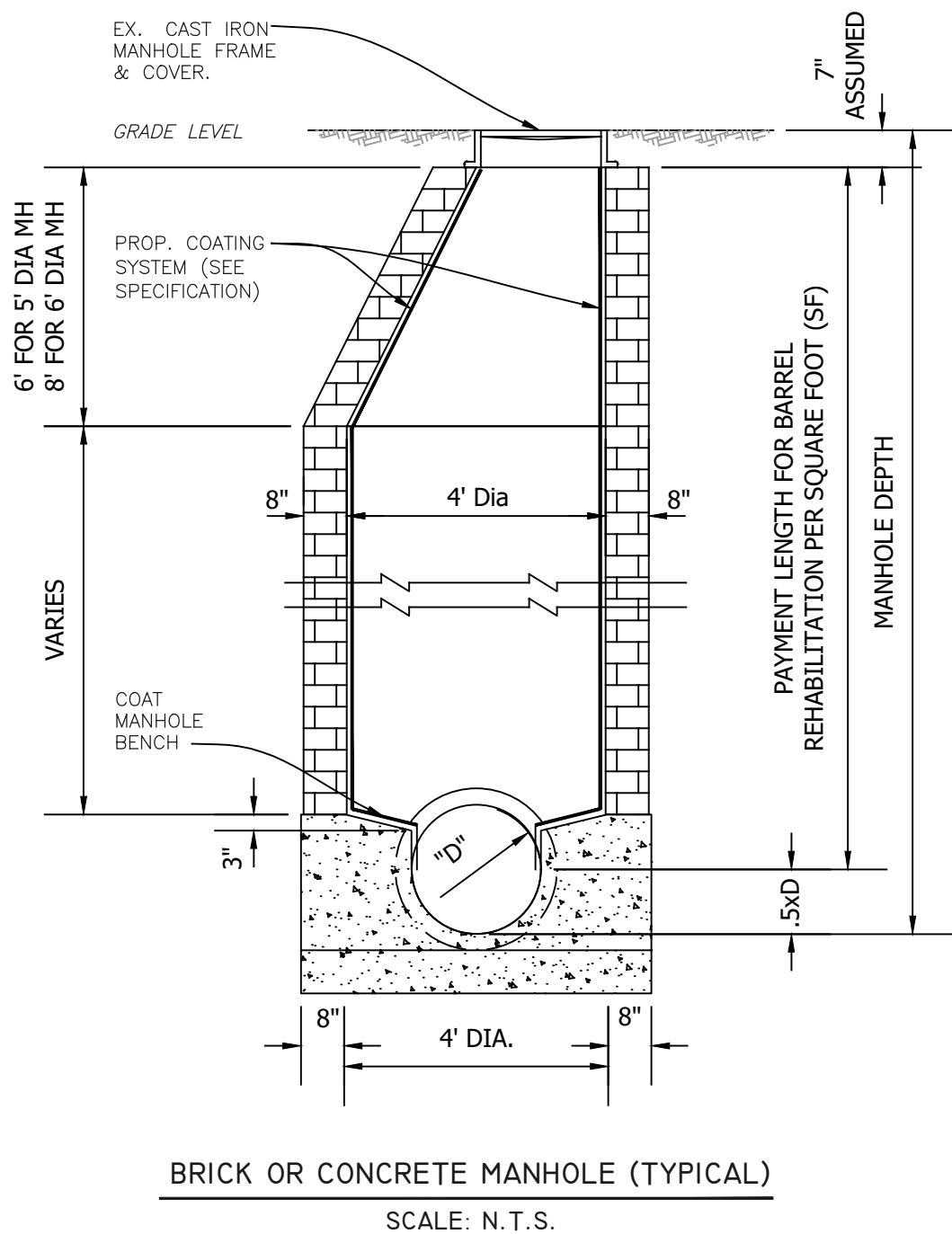
West Riverside Heights Gravity Sewer Rehabilitation By  
 CIPP Lining  
 AREA MAP 5

SHEET  
 8



**NOTES**

1. REMOVE ALL DEBRIS AND LOOSE BRICKS FROM THE TOP OF THE BENCH.
2. INSTALL A MINIMUM 1" THICK CLASS "D" CONCRETE OVER EXISTING BENCH. ALLOW CONCRETE TO CURE (MIN. 24 HRS. UNLESS OTHERWISE APPROVED BY THE ENGINEER).
3. OVERLAY BENCHES WITH PROPOSED COATING SYSTEM.
4. PROVIDE 6" COATING THICKNESS TRANSITION. PAYMENT FOR THIS ITEM IS INCLUDED IN THE BENCH RESTORATION.



User: sst5 Drawing Name: K:\Wastewater Projects\West Riverside Heights Gravity Sewer Rehabilitation by CIPP\Drafting\DWG\W Riverside Heights.dwg Layout- Mar 21, 2023 - 12:01pm

JACINTO CARLOS FERRAS, P.E. #49454  
DESIGN DIVISION HEAD  
WASTEWATER DEPARTMENT

#	DATE	REVISIONS
1		
2		
3		

DES: JK  
DRN: GP  
CKD:  
DATE:

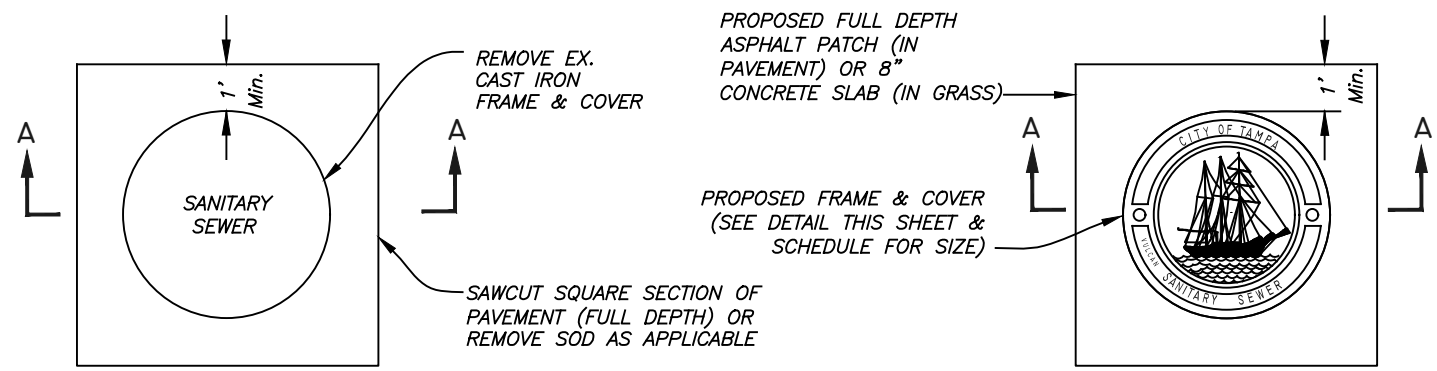
CITY of TAMPA  
WASTEWATER DEPARTMENT

West Riverside Heights Gravity Sewer Rehabilitation By  
CIPP Lining  
MANHOLE DETAILS

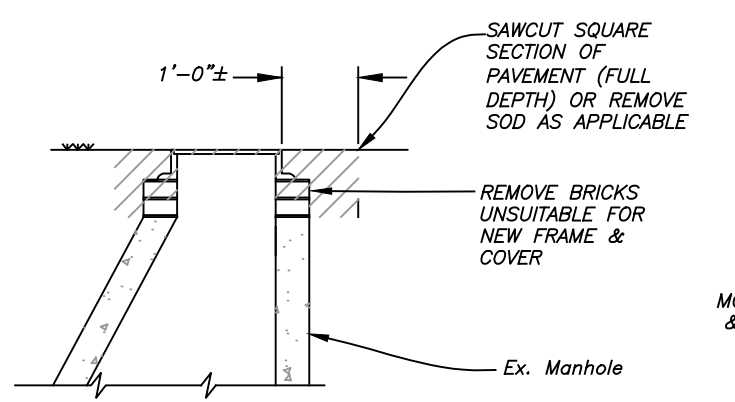
SHEET  
9

ASPHALT RESTORATION NOTE

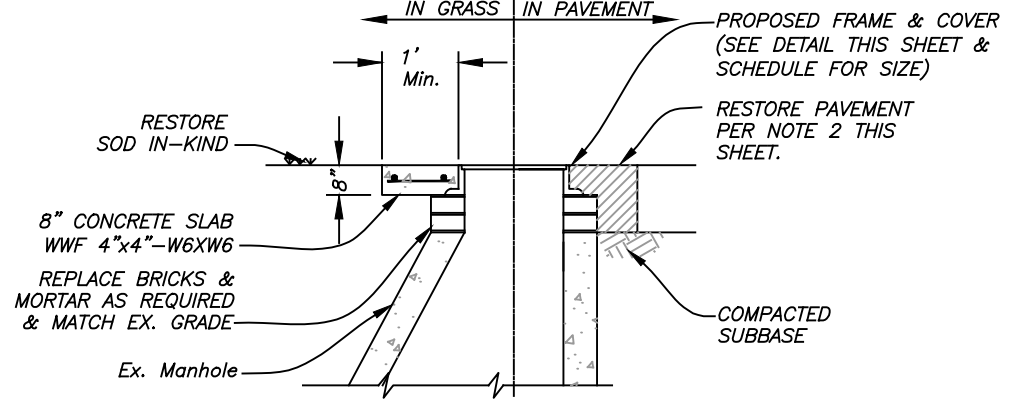
PAVEMENT RESTORATION SHALL CONSIST OF 12" PERMANENT BASE (CRUSHED CONCRETE) AND 2" PERMANENT ASPHALT SUPERPAVE PAVEMENT, UNLESS OTHERWISE NOTED. IF LOCATED IN D.O.T. OR HILLSBOROUGH COUNTY ROW, AN ADDITIONAL 1 1/2" SUPER PAVE ASPHALT IS REQUIRED.



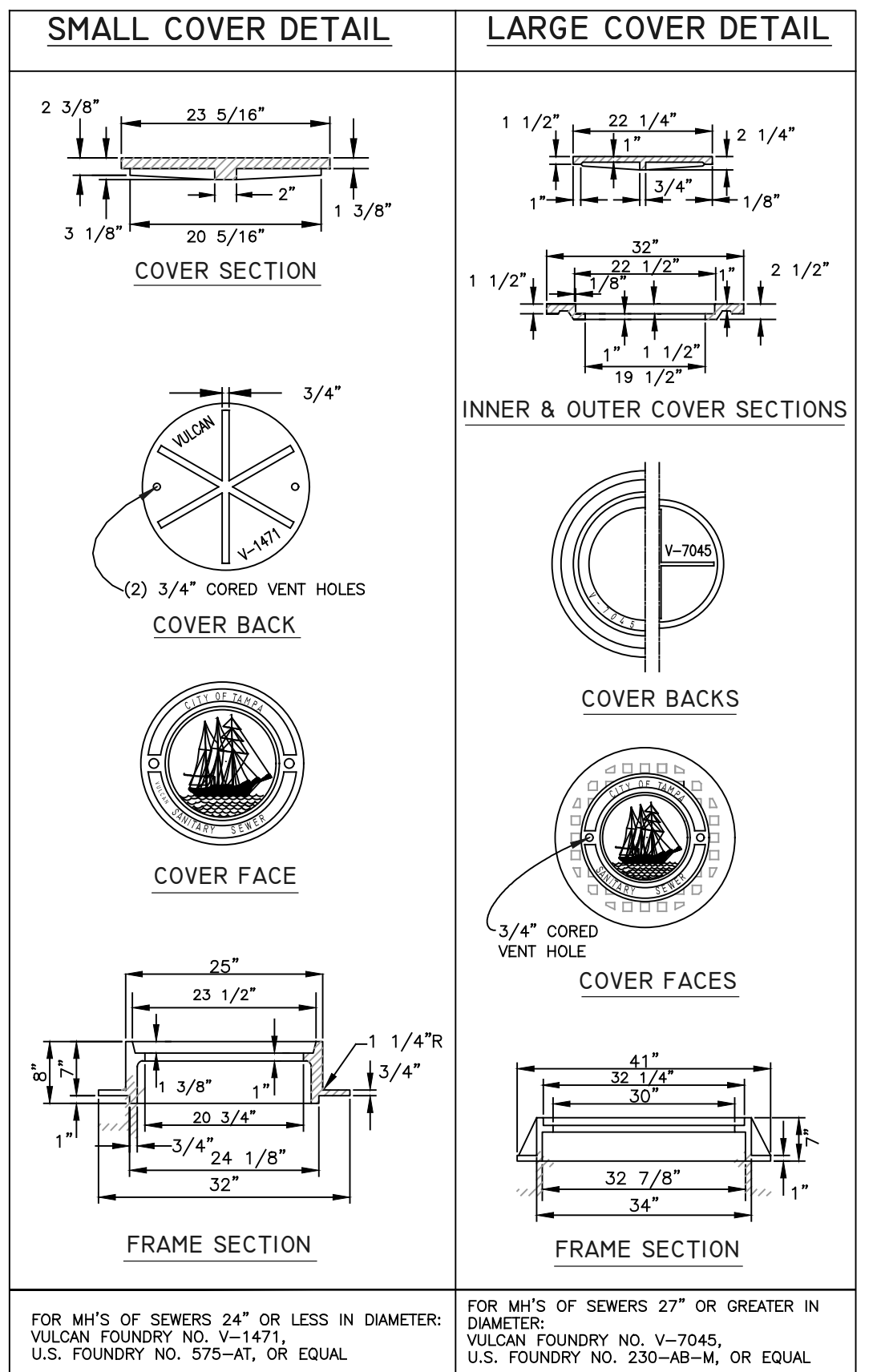
**PLAN**



**SECTION A-A  
REMOVAL DETAIL**



**SECTION B-B  
REPLACEMENT  
DETAIL**



FOR MH'S OF SEWERS 24" OR LESS IN DIAMETER:  
VULCAN FOUNDRY NO. V-1471,  
U.S. FOUNDRY NO. 575-AT, OR EQUAL

FOR MH'S OF SEWERS 27" OR GREATER IN DIAMETER:  
VULCAN FOUNDRY NO. V-7045,  
U.S. FOUNDRY NO. 230-AB-M, OR EQUAL

**HEAVY DUTY CAST IRON MANHOLE FRAME & COVER DETAILS**

User: sst5 Drawing Name: K:\Wastewater Projects\West Riverside Heights Gravity Sewer Rehabilitation by CIPP\Drafting\DWG\W Riverside Heights.dwg Layout- Mar 21, 2023 - 12:01pm

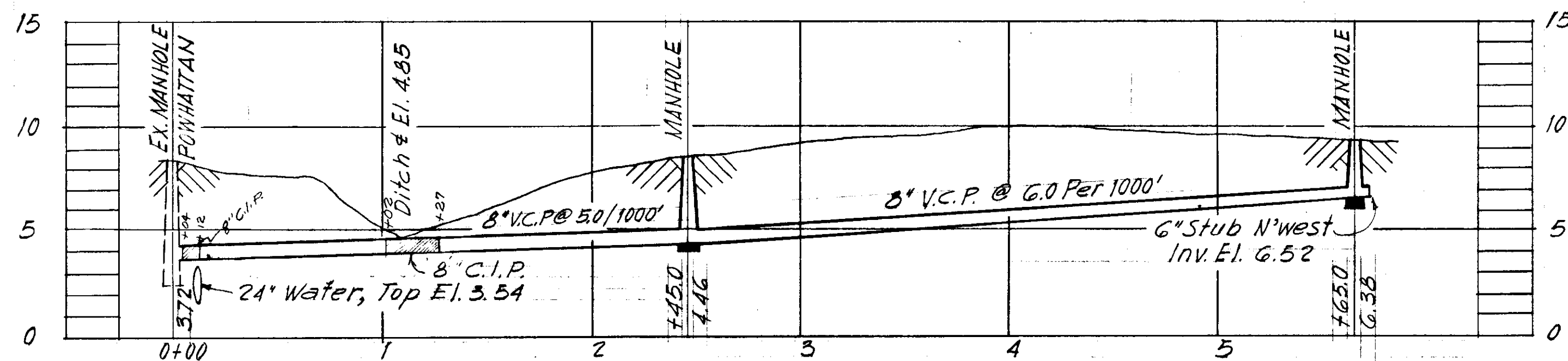
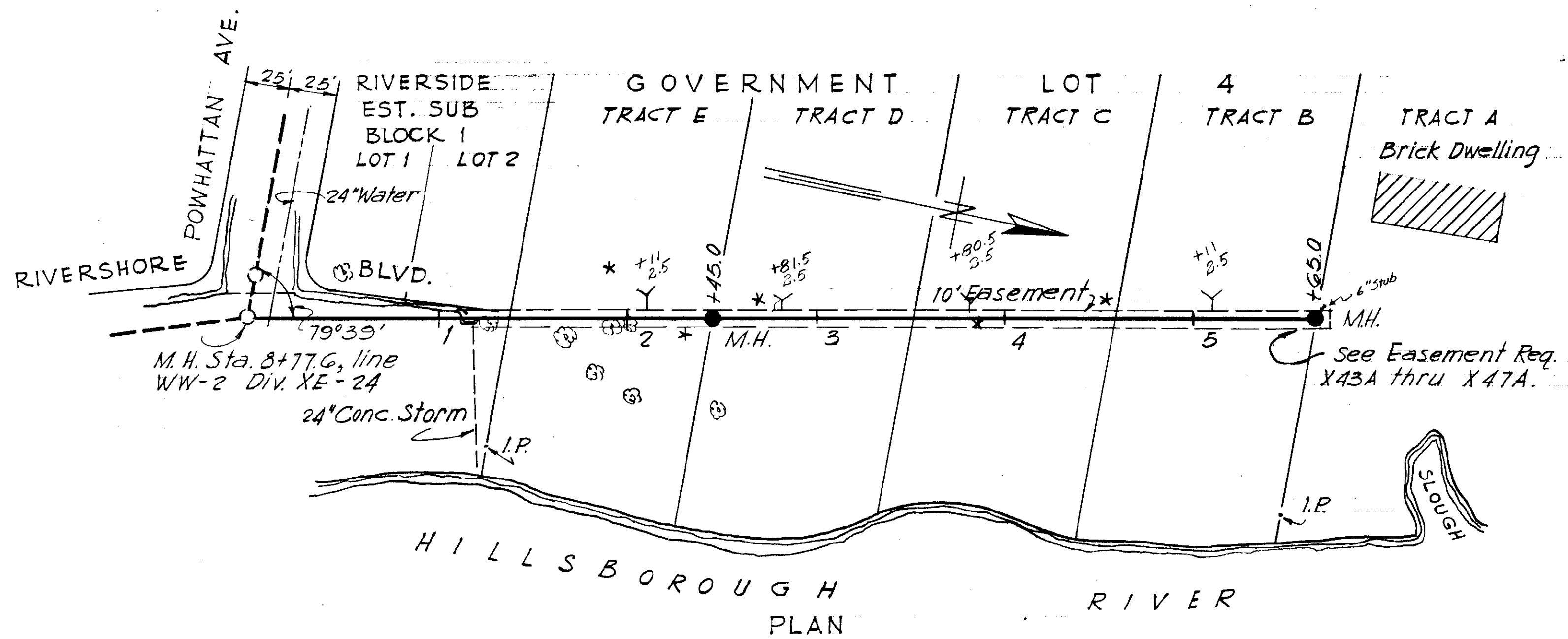
#	DATE	REVISIONS	DES:	JK
1			DRN:	GP
2			CKD:	
3			DATE:	

JACINTO CARLOS FERRAS, P.E. #49454  
DESIGN DIVISION HEAD  
WASTEWATER DEPARTMENT

**CITY of TAMPA**  
WASTEWATER DEPARTMENT

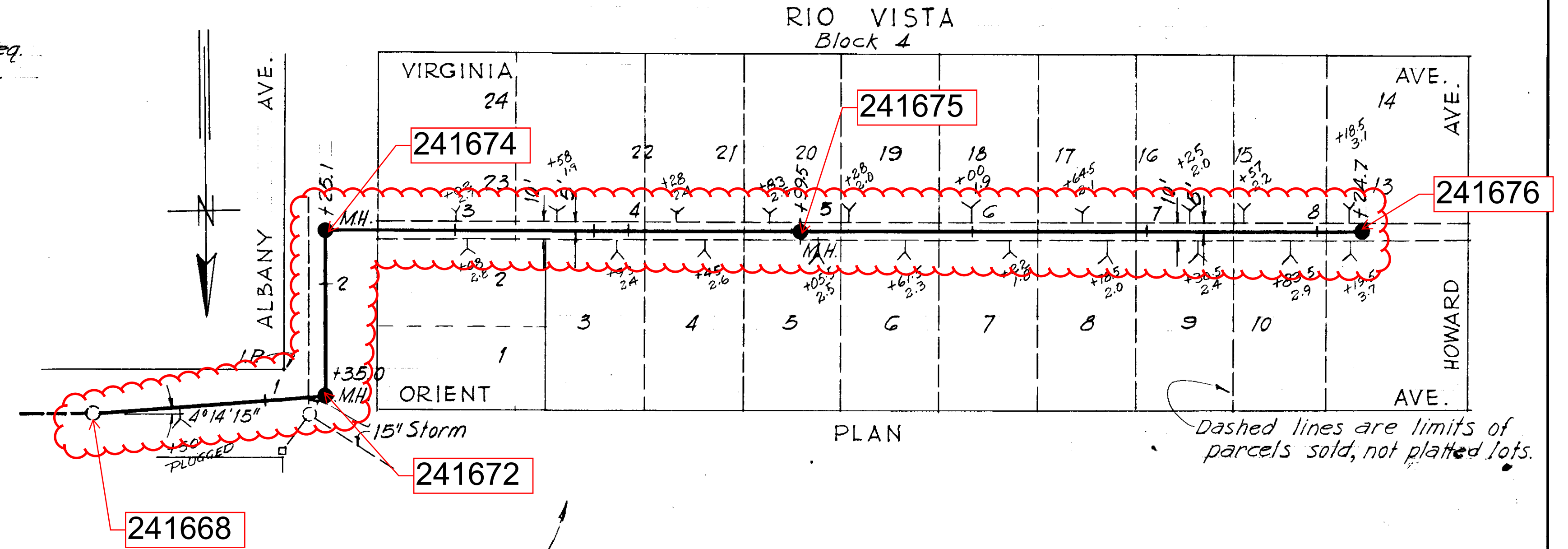
West Riverside Heights Gravity Sewer Rehabilitation By  
CIPP Lining  
**MANHOLE DETAIL**

SHEET  
**10**



PROFILE  
WW-2G

AS BUILT PLAN  
Revised to show conditions  
at time of construction  
Work started 8/1/58  
Completed 6/8/58



RIO VISTA  
Block 4

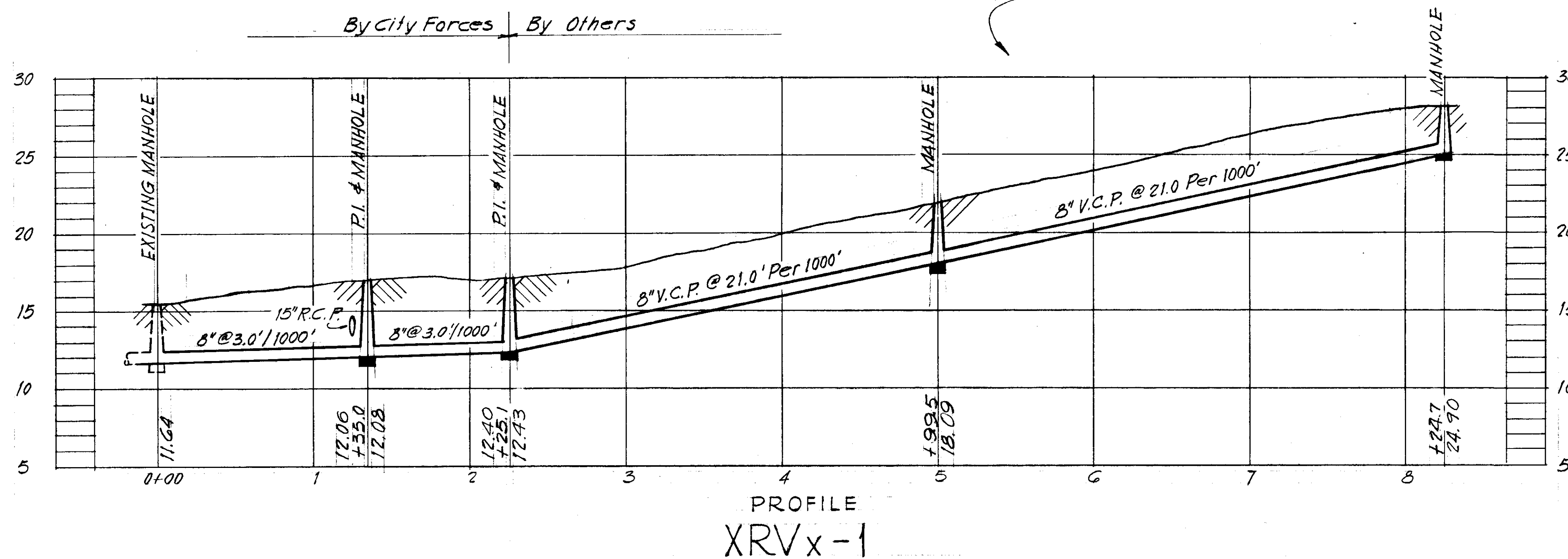
PLAN

Dashed lines are limits of  
parcels sold, not platted lots.

AS BUILT PLAN  
Revised to show conditions  
at time of construction  
Work started 10/31/58  
Completed 10/34/58

NOTE: Line XRVx-1 is shown here for a  
record only. Sta. 0+00 to Sta. 2+25.0 is to be  
built by City Forces, but not under this  
Force Account. The other 600' will be by  
the developers of the lots shown.

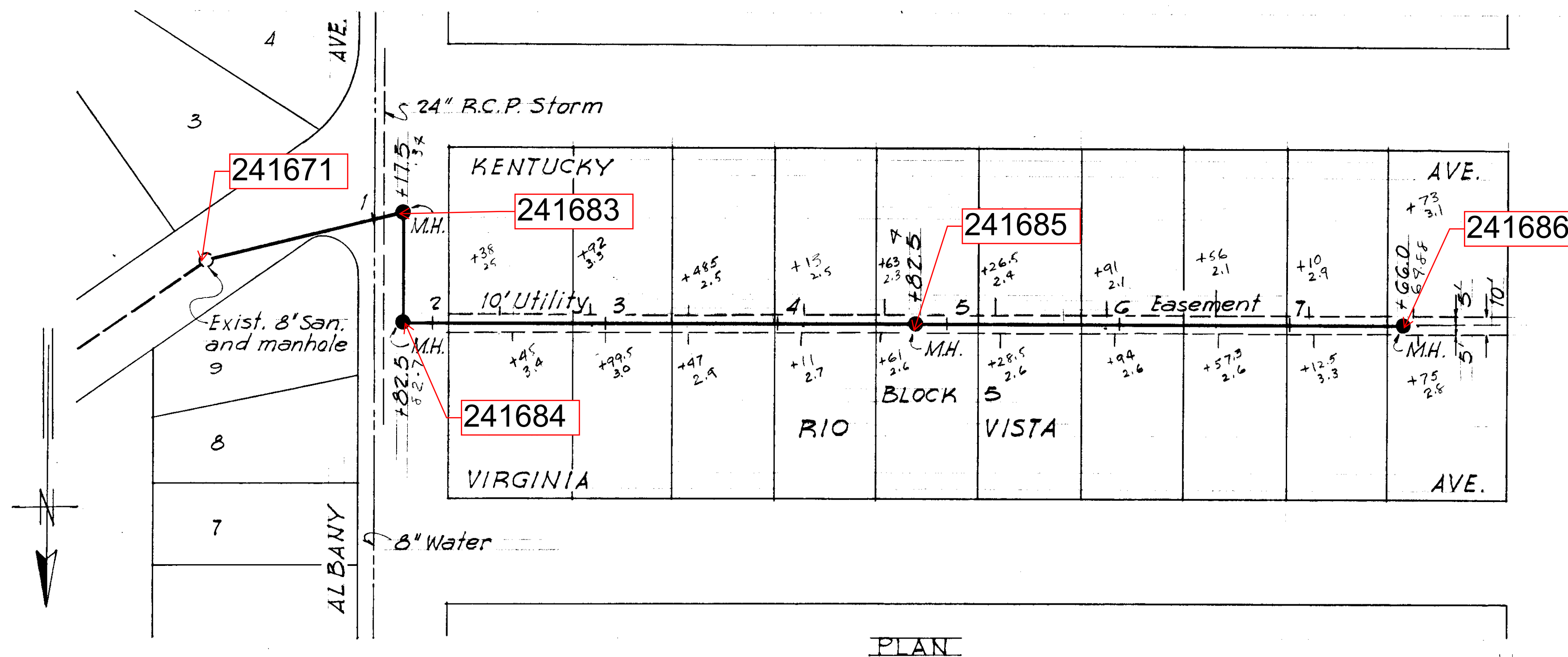
By City Forces | By Others



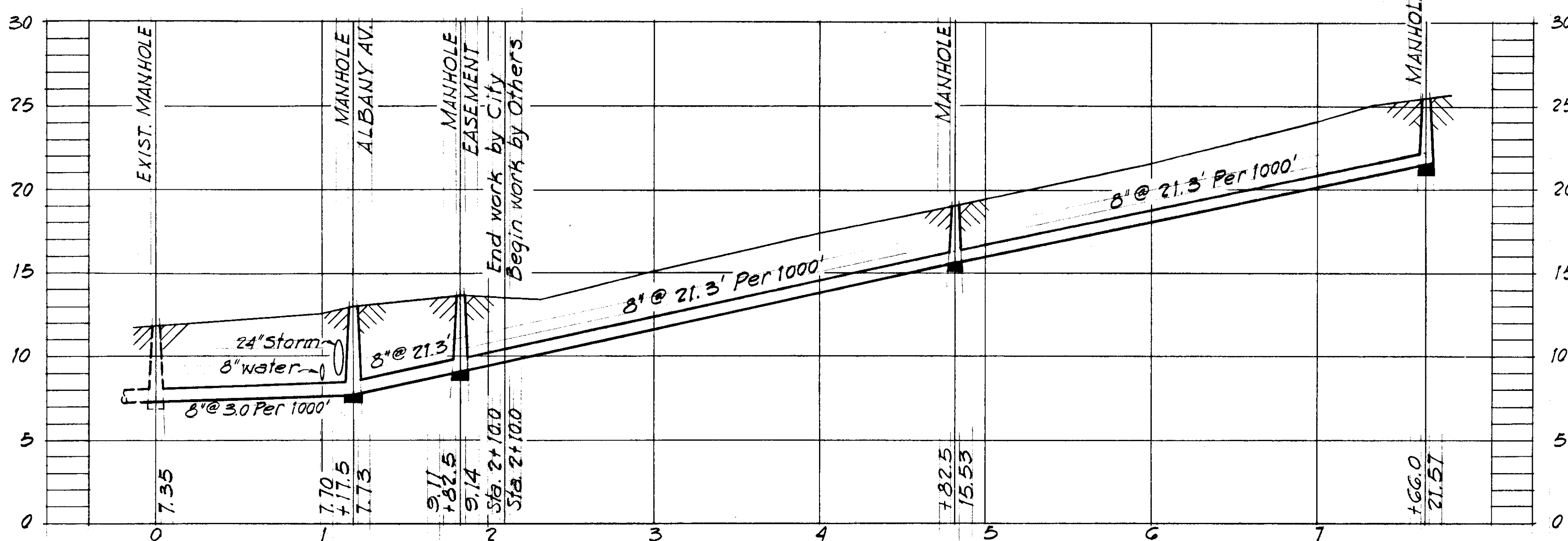
PROFILE  
XRVx-1

CITY OF TAMPA, FLORIDA  
RENEWAL AND REPLACEMENT FUND  
EXTENSIONS IN AREA 24 & RICHARDSON VILLAGE

WW-2G, XRVx-1

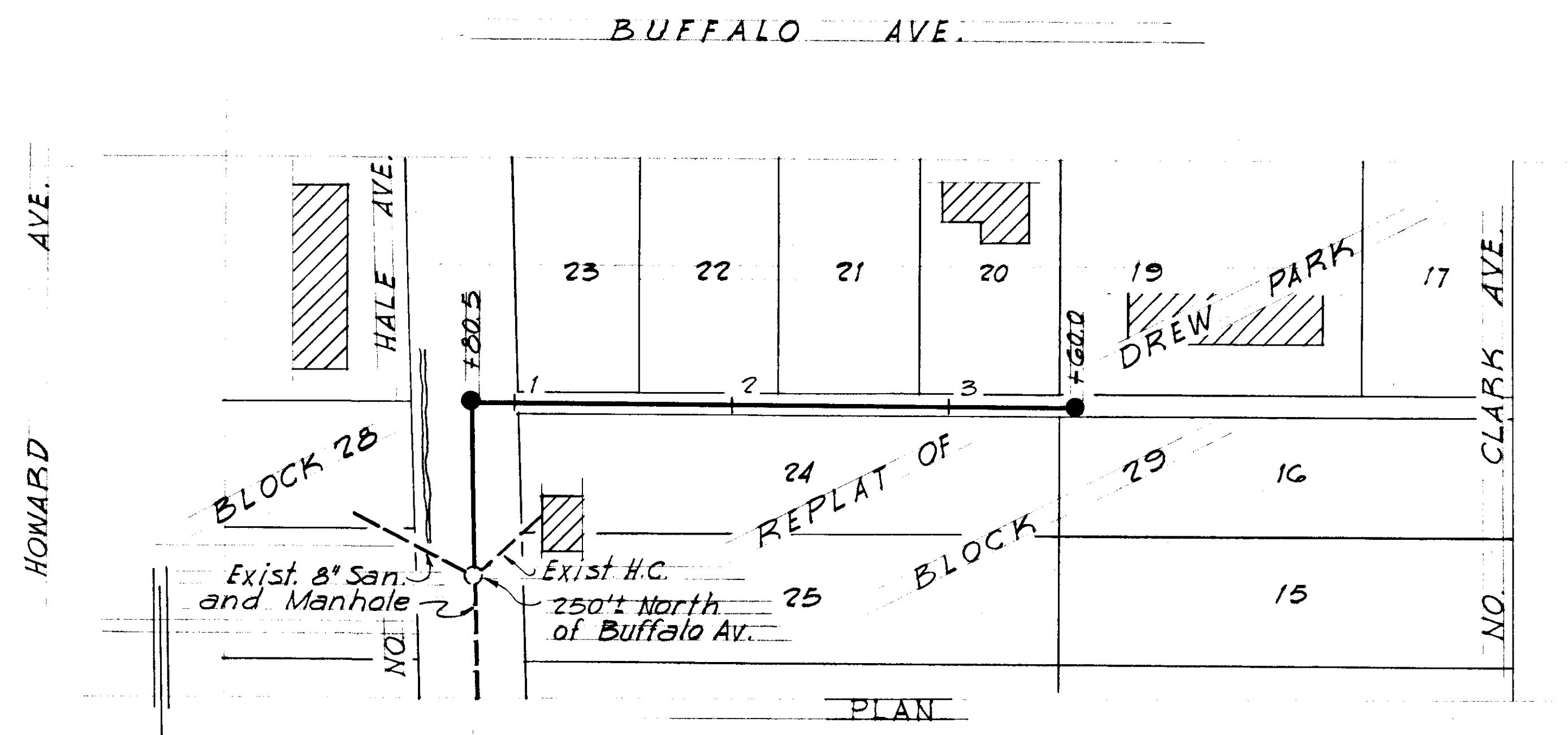


PLAN

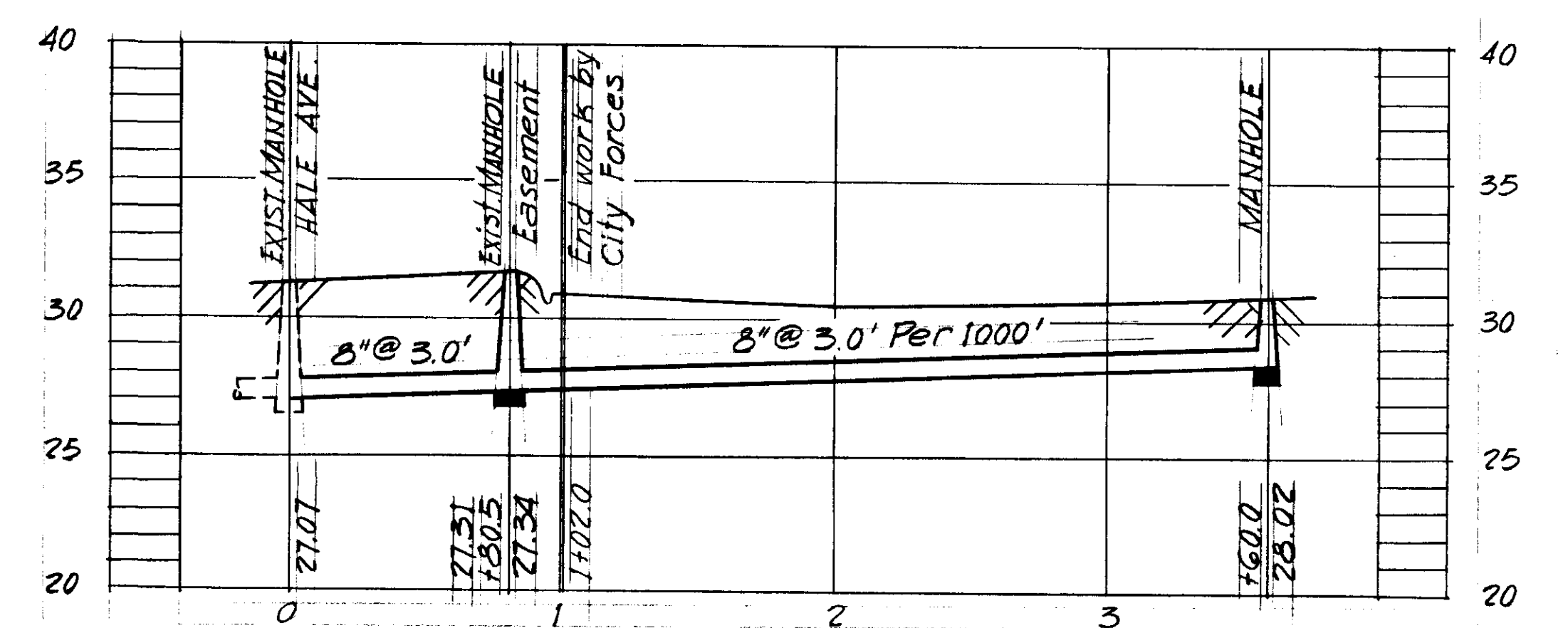


PROFILE  
XRVx-2  
WO-1110

NOTE: Sta. 0+00 to Sta. 2+10.0 will be built by City forces under this Force Account, the remaining 556' will be built by others.



PLAN



PROFILE  
DPx-4  
WO-1099

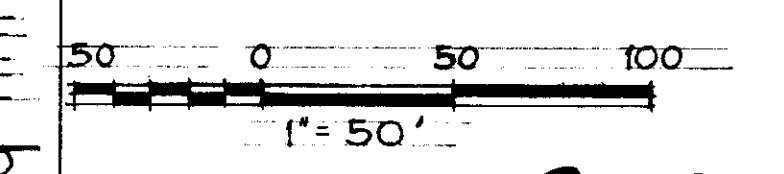
NOTE: Sta. 0+00 to Sta. 1+02 will be built by City forces under this Force Account, the remaining 258' will be built by others.

CITY OF TAMPA FLORIDA  
RENEWAL AND REPLACEMENT FUND  
SEWER IMPROVEMENTS

XRVx-2, DPx-4

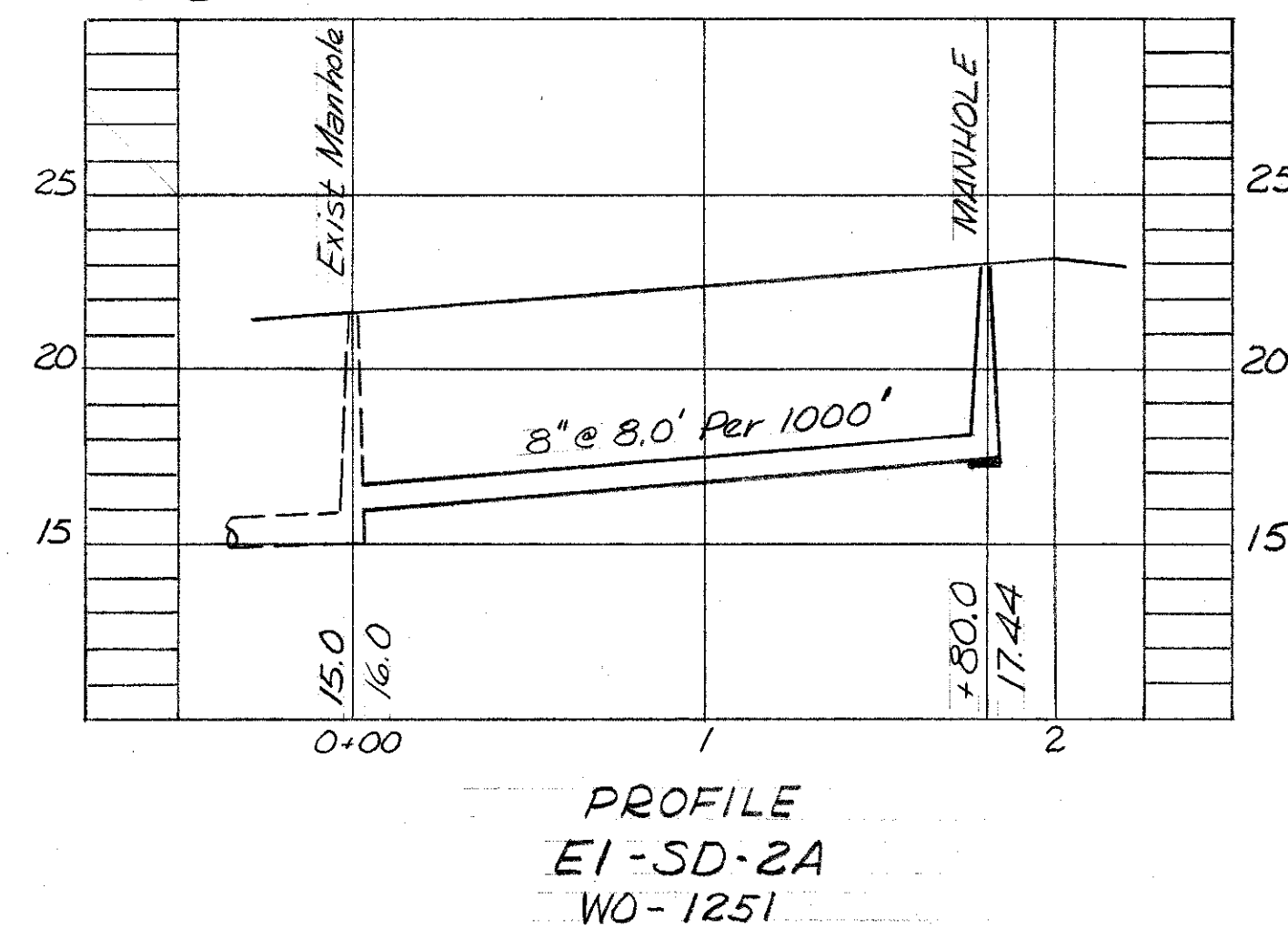
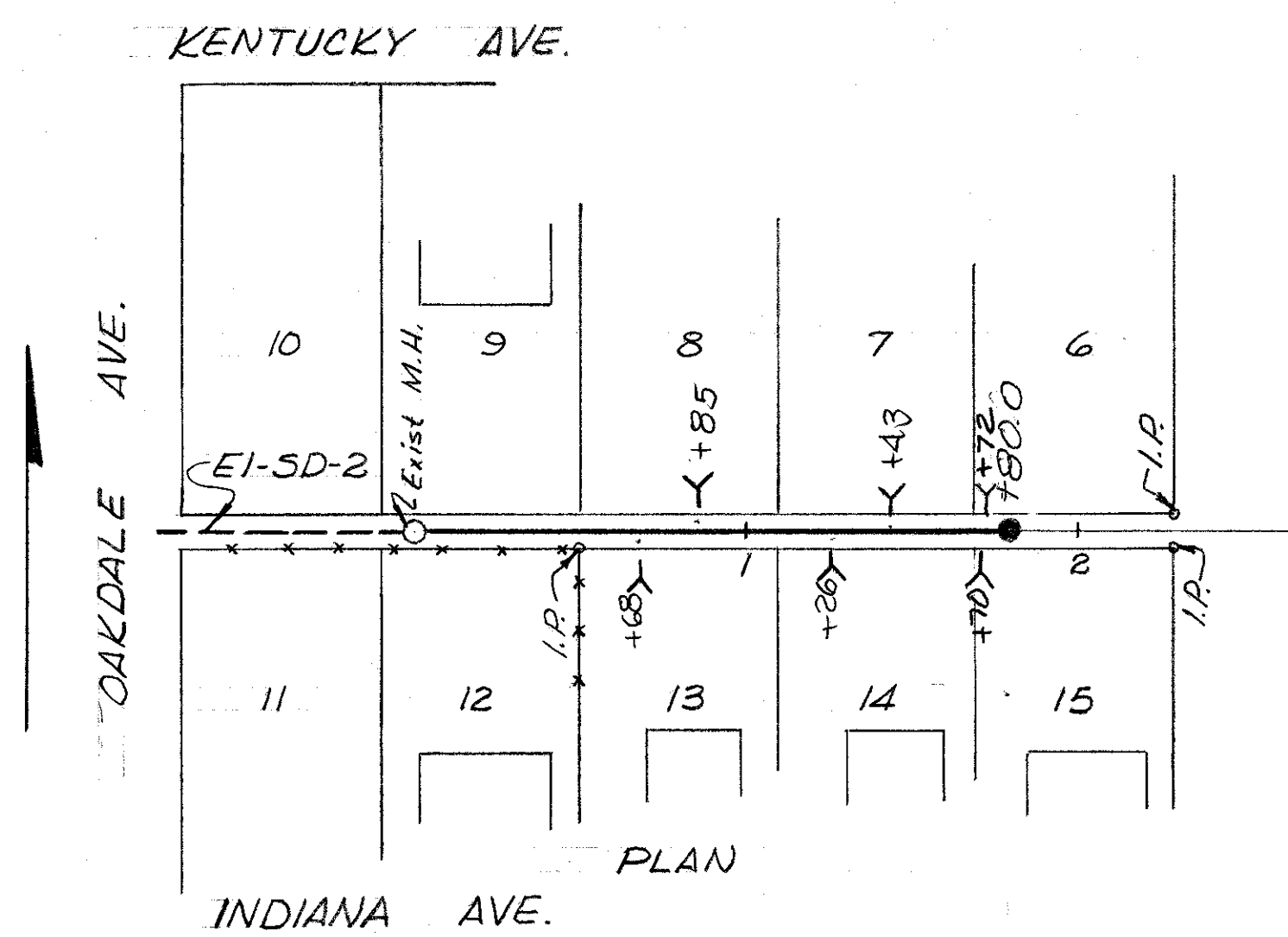
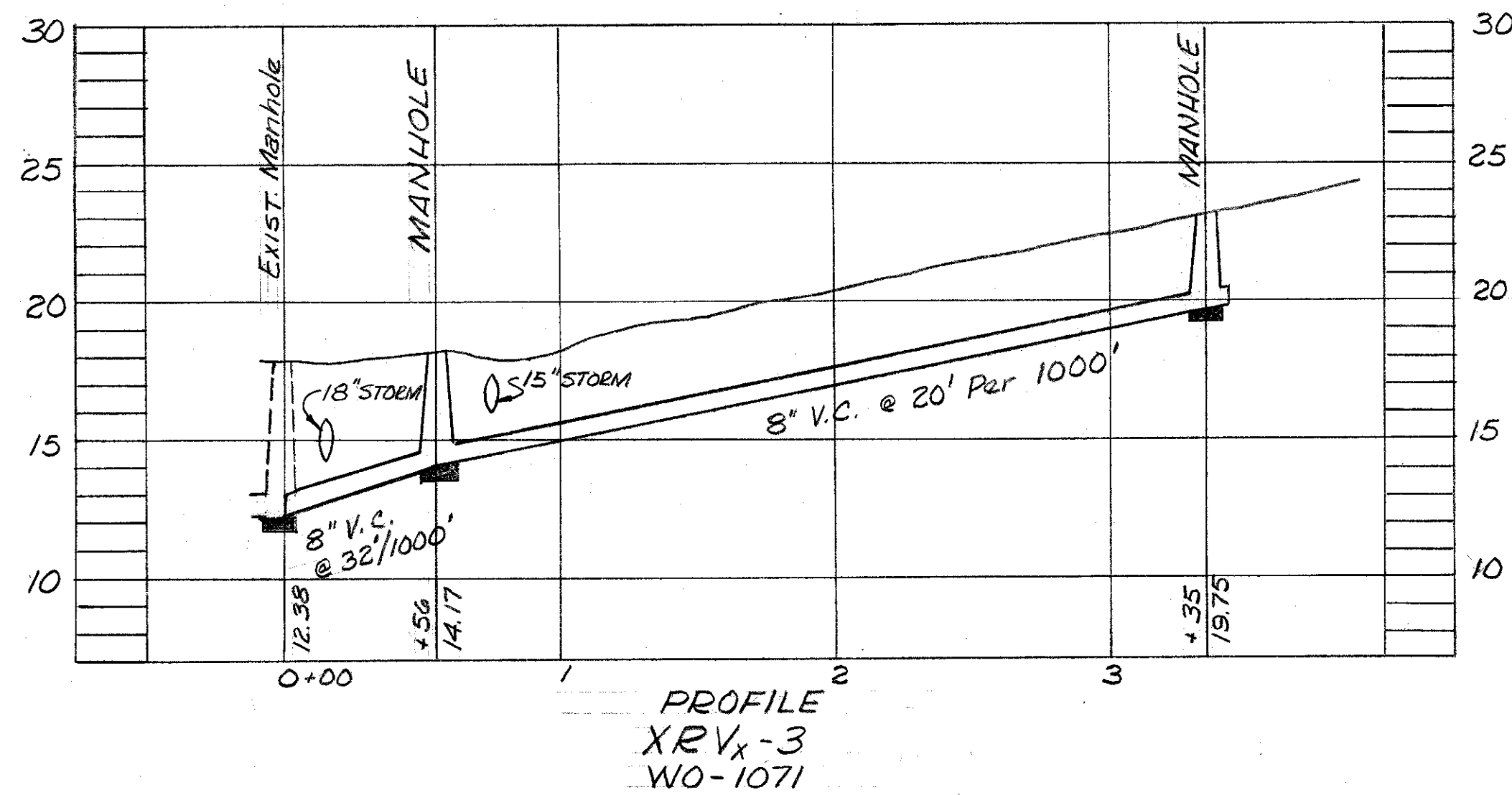
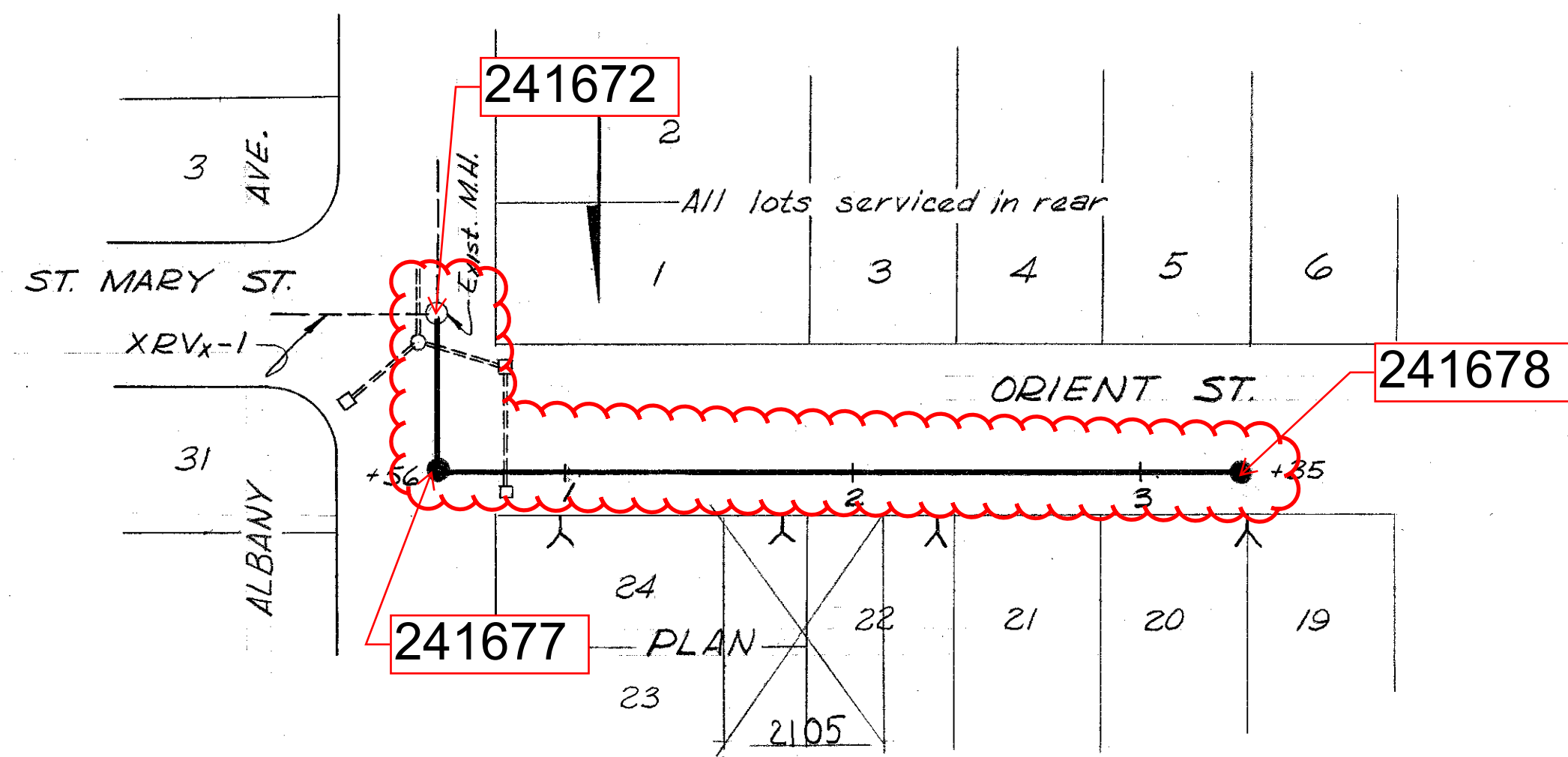
R&R FORCE ACCOUNT NO. 22  
SUBMITTED: *R. E. Hansen*  
BUREAU OF SANITARY SEWERS  
APPROVED: *R. E. Hansen*  
Greeley and Hansen Engineers

DES. R.A.P.  
DR. F.C.A.  
CHKD. R.E.  
DATE  
MAR 1960



SHEET  
3  
OF 3

2-24



WORK ORDER NO. AS SHOWN R. & R. FORCE ACCOUNT NO. 28		CITY OF TAMPA, FLORIDA RENEWAL AND REPLACEMENT FUND SEWER IMPROVEMENTS	
FOR BUREAU OF SANITARY SEWERS DEPT. OF PUBLIC WORKS		XRV-3, EI-SD-2A	
REC'D M'D <i>Arthur S. Cooper Jr.</i> Date 1-16-61 Executive Engineer		DES: E.C.A. DR: C.A.S.H. CKD: DATE JAN. 1961	
APPROVED <i>Edward J. Smith</i> Date 1-20-61 Superintendent			
APPROVED <i>Ray R. Van Camp</i> Date 1-20-61 Supt. Dept. of Public Works		50 0 50 100 1" = 50'	
APPROVED <i>George Jenkins</i> Date 1-23-61 FOR J. E. GREINER COMPANY FOR WIEBEMAN AND SINGLETON			
APPROVED <i>W. Wederwan</i> Date 1-23-61		SHEET 4 OF 4	

3-16

PLAN  
 SURVEYED...  
 ALIGNED CHECKED...  
 NOTE BOOK...  
 NO.

PROFILE  
 SURVEYED...  
 PLOTTED CHECKED...  
 NOTE BOOK...  
 NO.

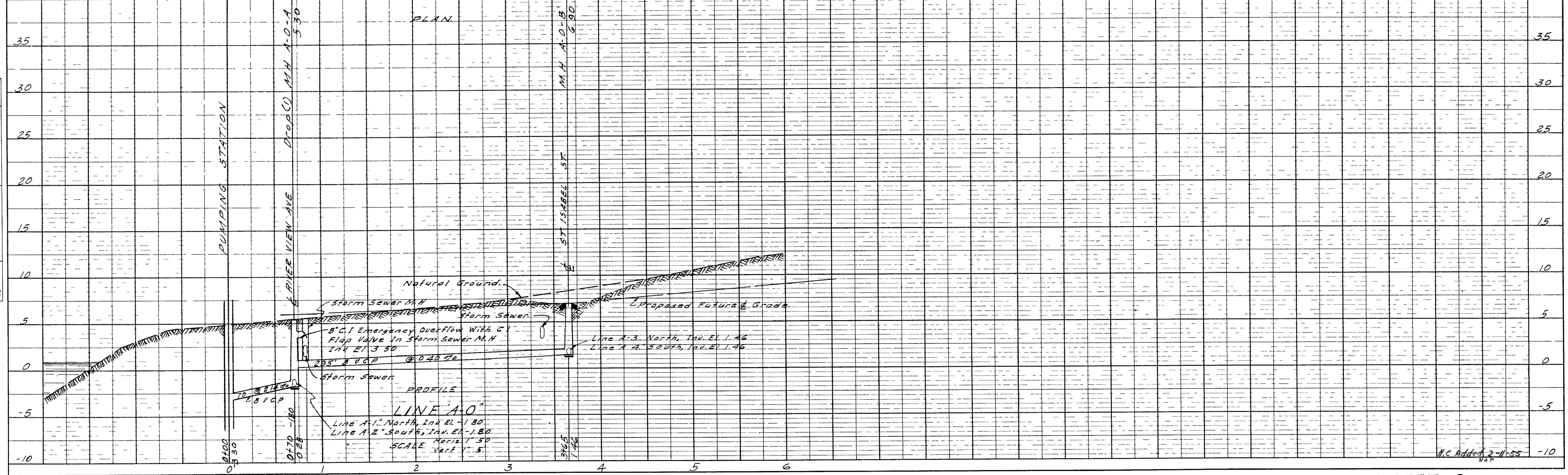
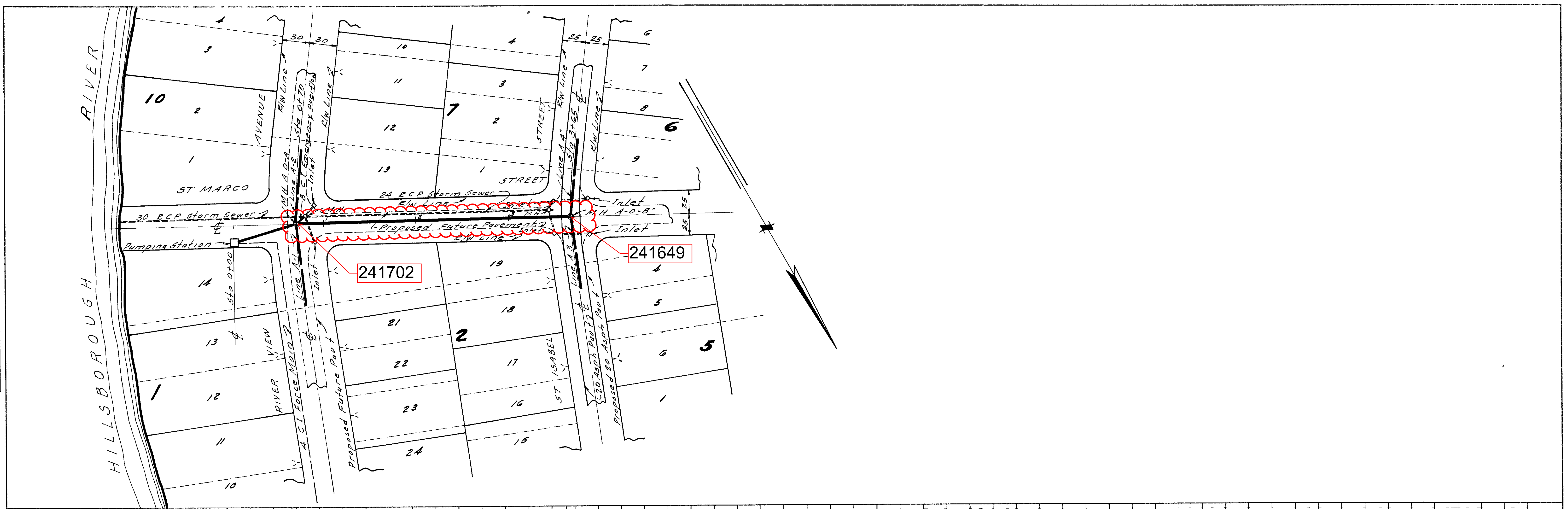


PLATE 1 PLAN PROFILE B R R STANDARD  
 0 SEP 05F VEL UN-MADE AND PKN ED N U A  
 EUGENE DIETZGEN CO

SHEET 2

14-41

DATE: \_\_\_\_\_ BY: \_\_\_\_\_  
 SURVEYED: \_\_\_\_\_ PLOTTED: \_\_\_\_\_  
 NOTE BOOK: \_\_\_\_\_ ALIGNED CHECKED: \_\_\_\_\_  
 NO: \_\_\_\_\_ RT OF WAY CHECKED: \_\_\_\_\_

DATE: \_\_\_\_\_ BY: \_\_\_\_\_  
 SURVEYED: \_\_\_\_\_ PLOTTED: \_\_\_\_\_  
 NOTE BOOK: \_\_\_\_\_ B.M. NOTED: \_\_\_\_\_  
 NO: \_\_\_\_\_ STRUCTURE DATA NB OR KO: \_\_\_\_\_

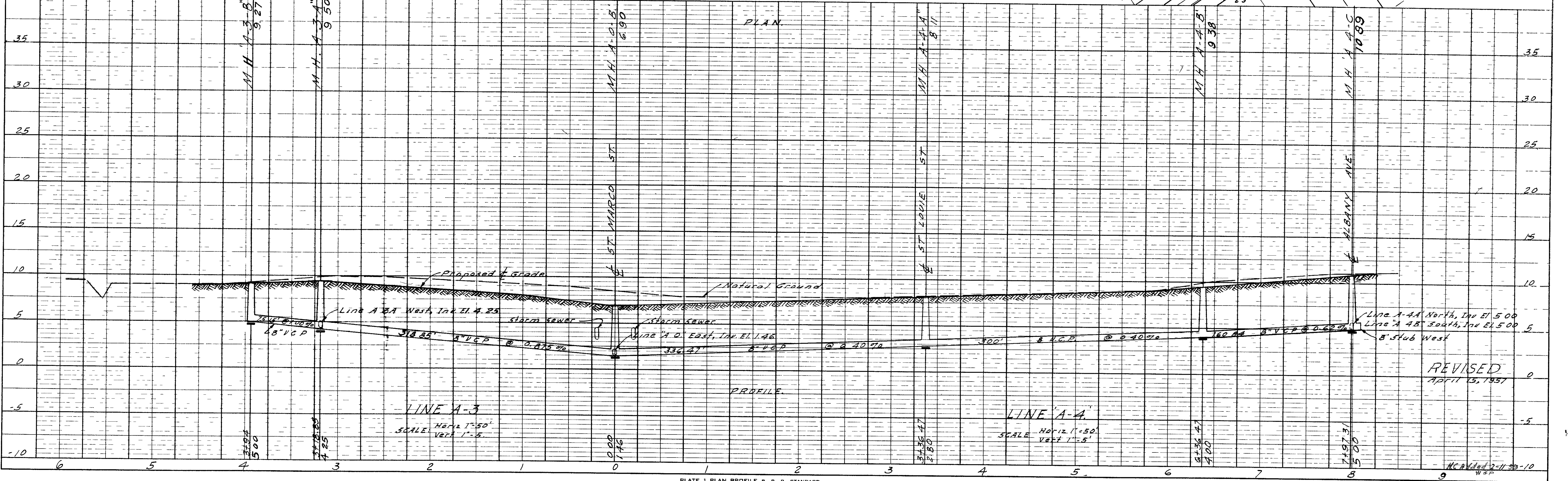
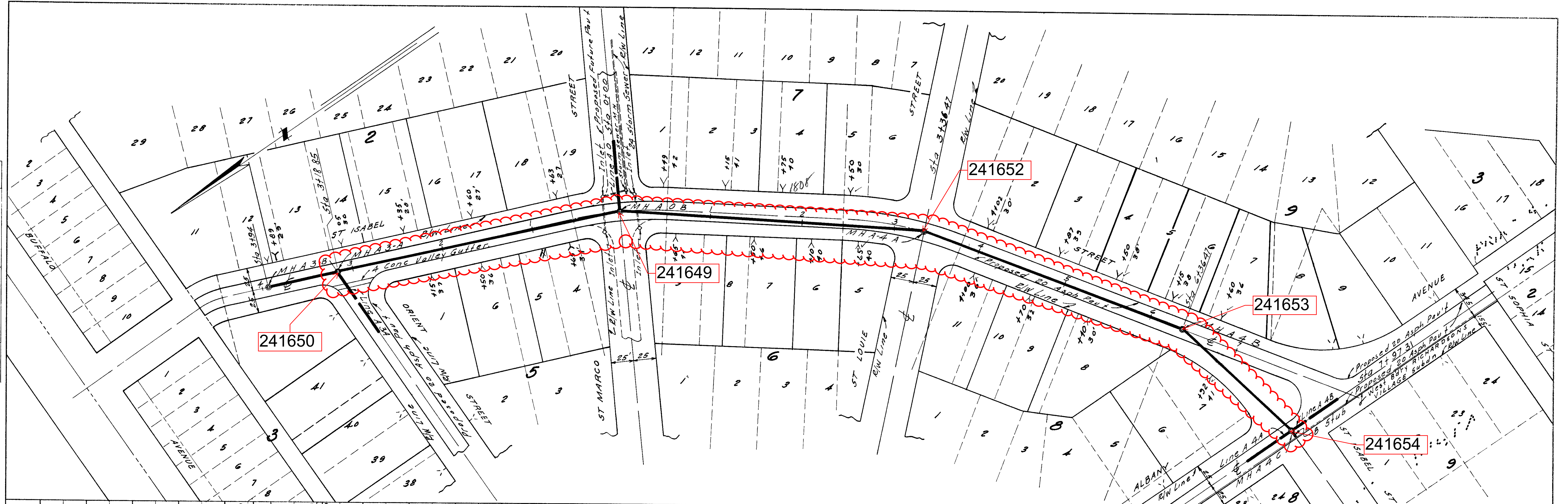


PLATE 1 PLAN PROFILE B R STANDARD  
 100% AS PROOF VELLUM - MADE AND R D U S  
 EUGENE DIETZGEN CO

SHEET 4

REVISED  
 APR 13, 1957

DATE  
BY  
SURVEYED  
PLOTTED  
CHECKED  
BY  
NOTE BOOK  
NO.

DATE  
BY  
SURVEYED  
PLOTTED  
CHECKED  
BY  
NOTE BOOK  
NO.

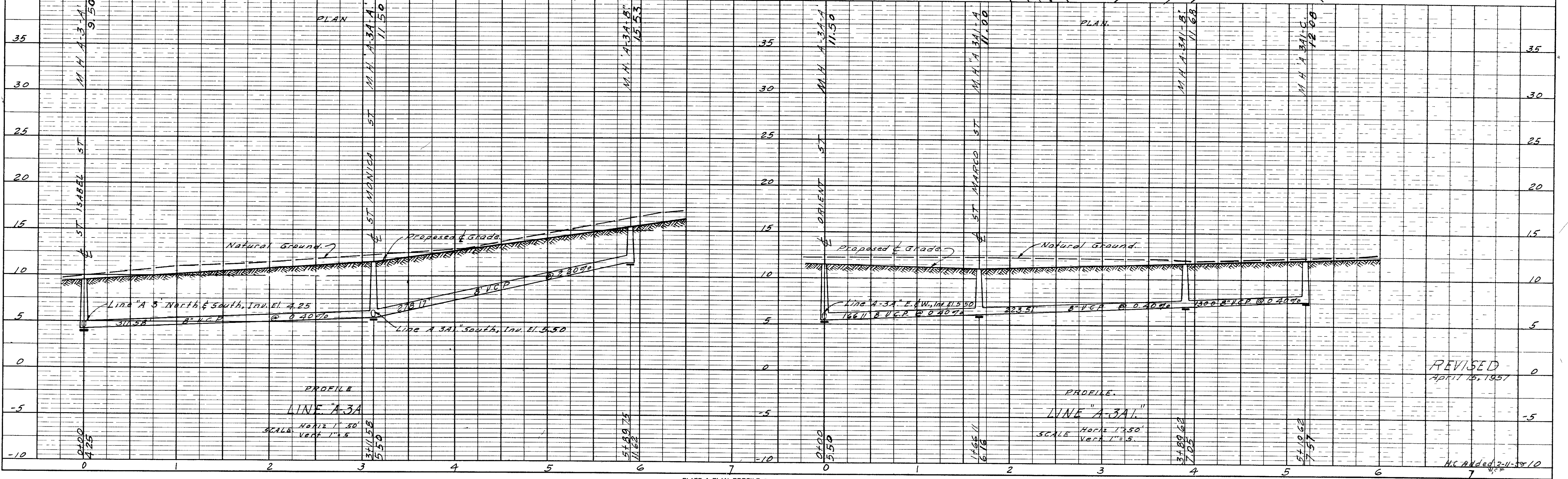
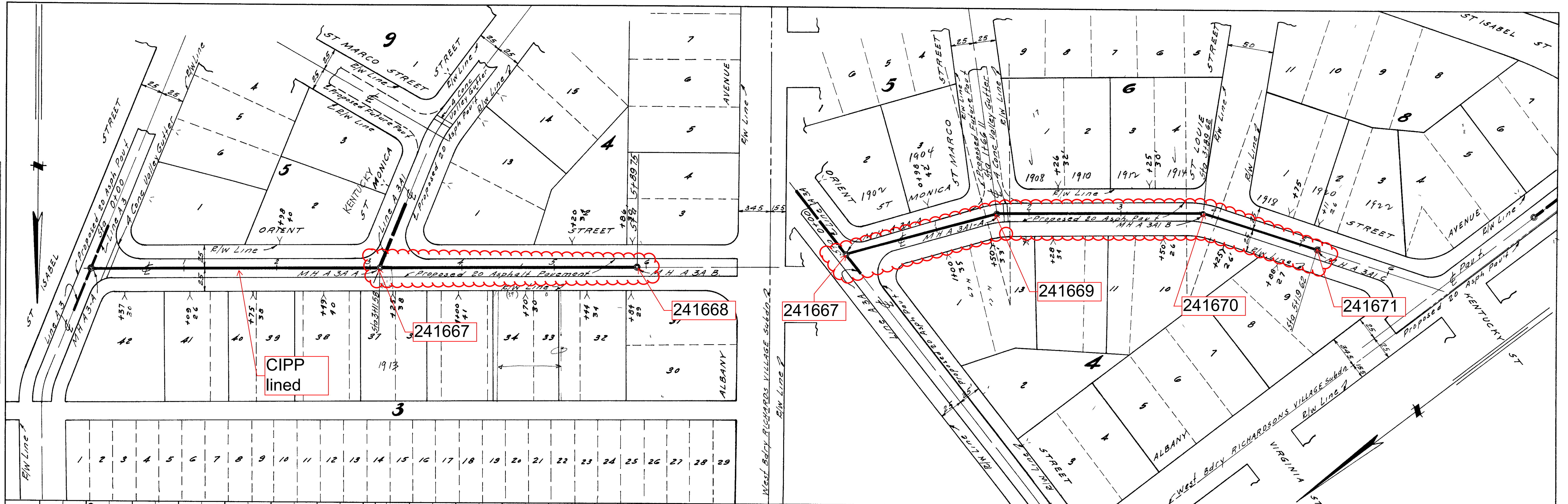


PLATE 1 PLAN PROFILE B R R STANDARD  
100 GEORGE V. UM-MAD A D P N D N S A  
EUGENE DIETZGEN CO.

SHEET 5

14-44



DATE  
BY  
SURVEYED  
GRADES CHECKED  
NOTE BOOK  
NO.

DATE  
BY  
SURVEYED  
GRADES CHECKED  
NOTE BOOK  
NO.

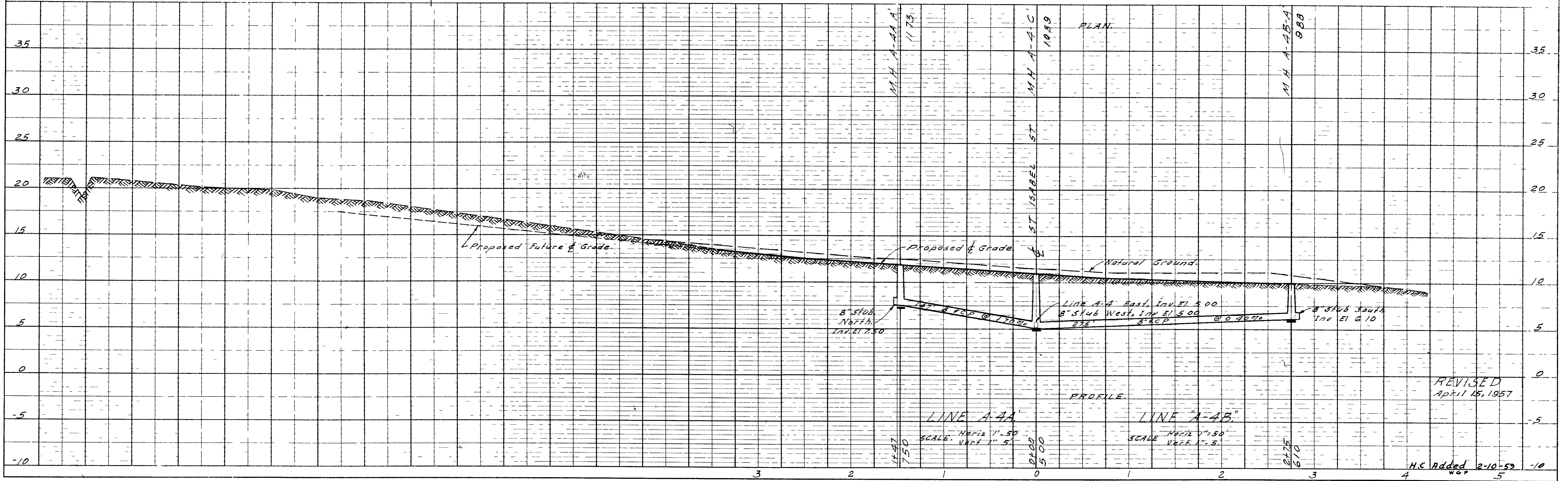
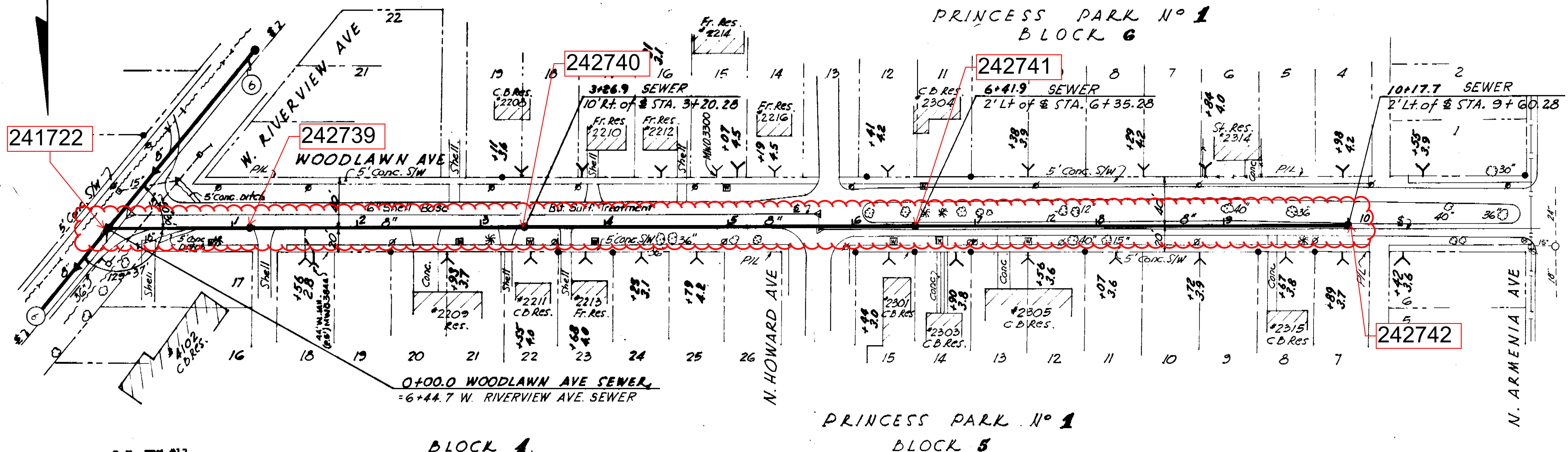


PLATE 1 PLAN PROFILE B R R STANDARD  
O A G P R O F V U M M A D A R N D N U S  
EUGENE DIETZGEN CO

SHEET 6


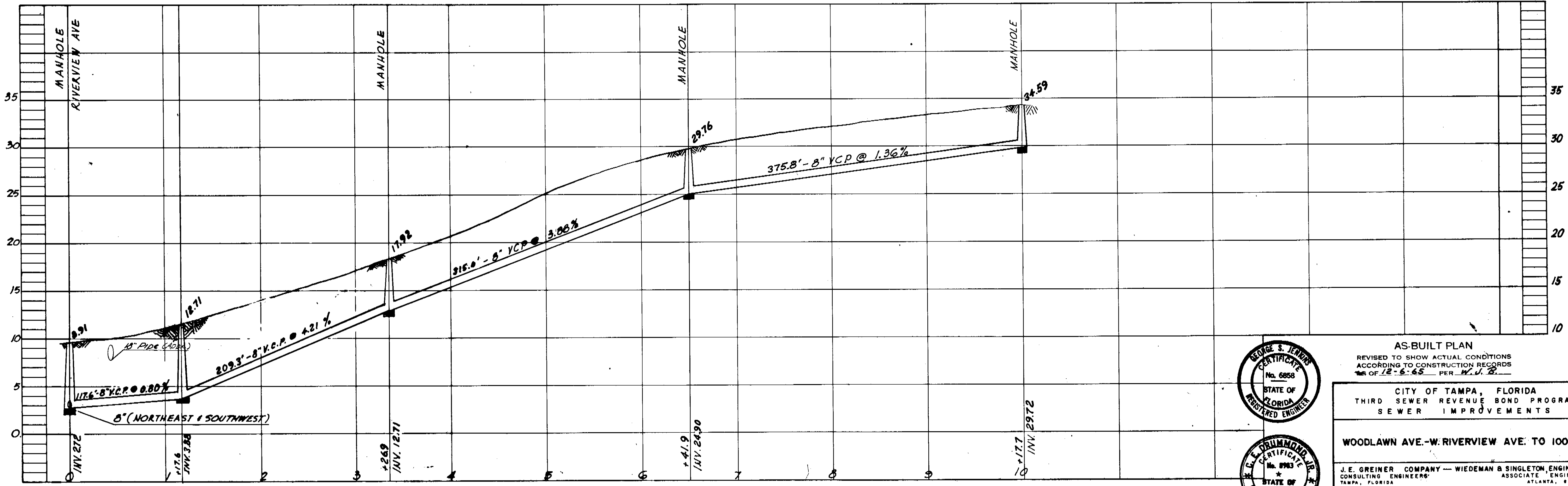
14-45



B.M. TBM #12  
 N.E. Spike in P. Pole  
 E. Side Riverview Ave.  
 & Woodlawn Ave.  
 Elev. 8.573

BLOCK 4

PRINCESS PARK No. 1  
 BLOCK 5



AS-BUILT PLAN  
 REVISED TO SHOW ACTUAL CONDITIONS  
 ACCORDING TO CONSTRUCTION RECORDS  
 OF 12-5-65 PER W.V.S.

CITY OF TAMPA, FLORIDA  
 THIRD SEWER REVENUE BOND PROGRAM  
 SEWER IMPROVEMENTS

WOODLAWN AVE.-W. RIVERVIEW AVE. TO 1000' W.

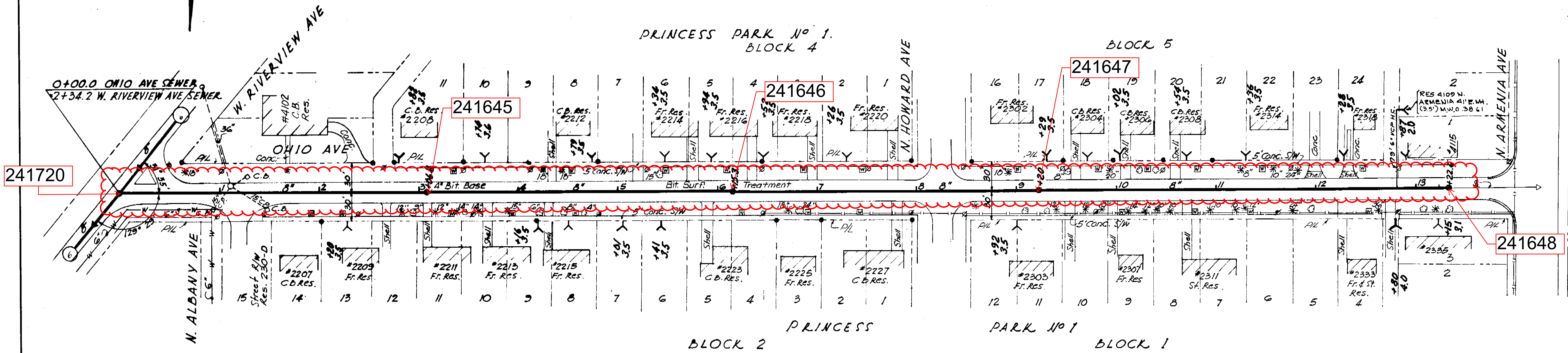
J.E. GREINER COMPANY — WIEDEMAN & SINGLETON, ENGINEERS  
 CONSULTING ENGINEERS ASSOCIATE ENGINEERS  
 TAMPA, FLORIDA ATLANTA, GEORGIA

DES. J.E.G.  
 DRN. J.E.G.  
 CDR. J.E.G.  
 SCALE: 1"=20'  
 DATE: 12/5/65


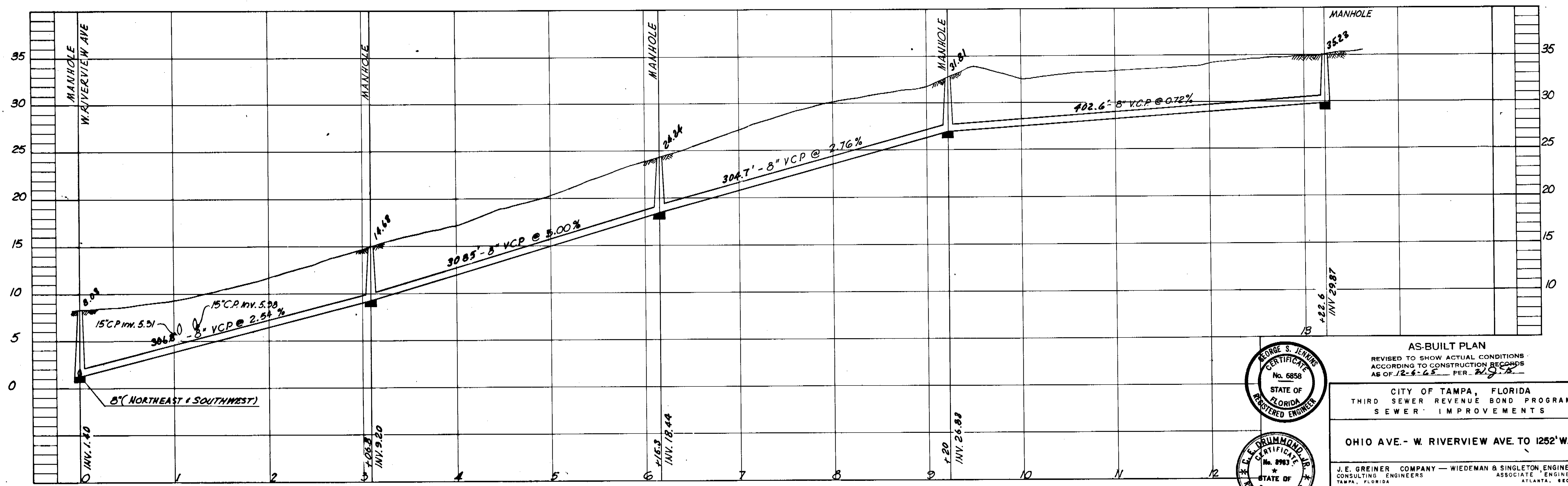
PROJECT 17  
 DIVISION A  
 SUBDISTRICT A6b & A6c

SHEET  
 7  
 of 53

101-74



B.M. No. TBM 6  
 R.R. Spike in P. Pole  
 E. End Ohio Ave. at  
 Riverview Ave.  
 Elev. 8.261



AS-BUILT PLAN  
 REVISED TO SHOW ACTUAL CONDITIONS  
 ACCORDING TO CONSTRUCTION RECORDS  
 AS OF 12-8-65 PER W.S.B.

CITY OF TAMPA, FLORIDA  
 THIRD SEWER REVENUE BOND PROGRAM  
 SEWER IMPROVEMENTS

OHIO AVE - W. RIVERVIEW AVE TO 1252' W.

J.E. GREINER COMPANY - WIEDEMAN & SINGLETON ENGINEERS  
 CONSULTING ENGINEERS ASSOCIATE ENGINEERS  
 TAMPA, FLORIDA ATLANTA, GEORGIA

DES. J.D.H.  
 CND. B.H.H.  
 SCALE 1"=20'  
 DATE 4/2/66

PROJECT 17  
 DIVISION A  
 SUBDISTRICT A65 & A80

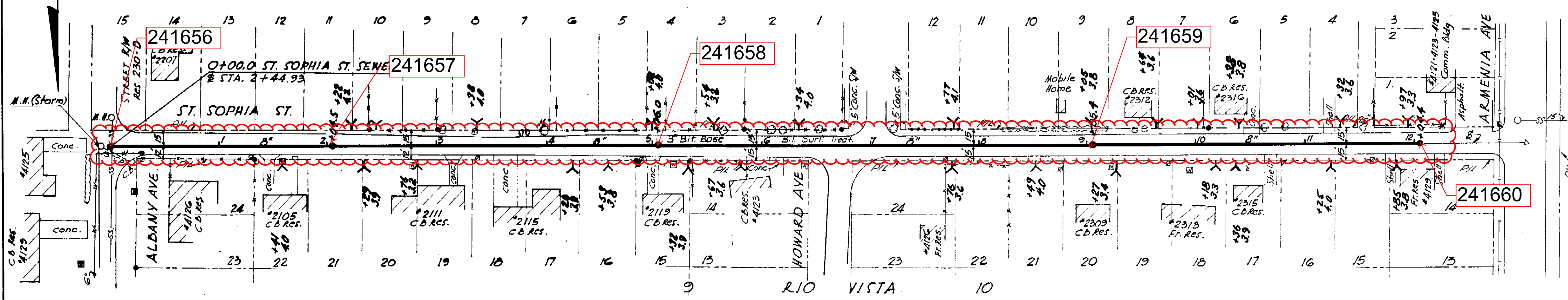
SHEET  
**8**  
 of 53

161-2

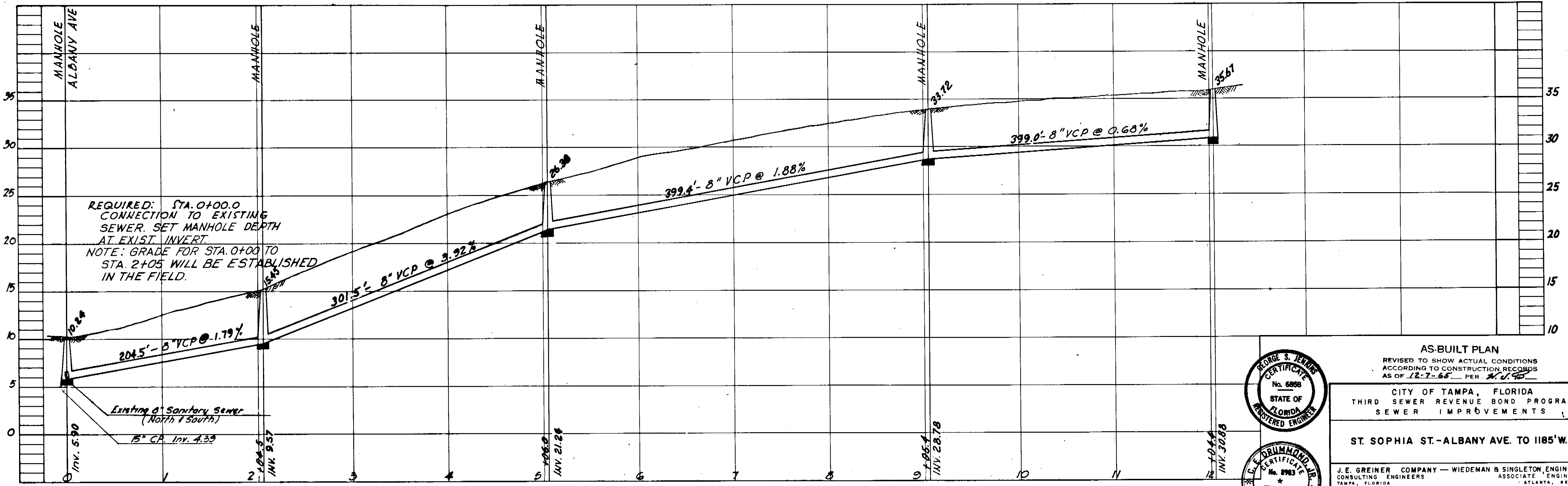
BLOCK 2

PRINCESS PARK No 1



BLOCK 1



B.M. TBM #11  
 Cut on Catch Basin  
 S.E. Cor. St. Isabel St.  
 & Albany Ave.  
 Elev. 11.152



REQUIRED: STA. 0+00.0  
 CONNECTION TO EXISTING  
 SEWER. SET MANHOLE DEPTH  
 AT EXIST. INVERT.  
 NOTE: GRADE FOR STA. 0+00 TO  
 STA. 2+05 WILL BE ESTABLISHED  
 IN THE FIELD.



AS-BUILT PLAN  
 REVISED TO SHOW ACTUAL CONDITIONS  
 ACCORDING TO CONSTRUCTION RECORDS  
 AS OF 12-7-65 PER M.U. 95

CITY OF TAMPA, FLORIDA  
 THIRD SEWER REVENUE BOND PROGRAM  
 SEWER IMPROVEMENTS

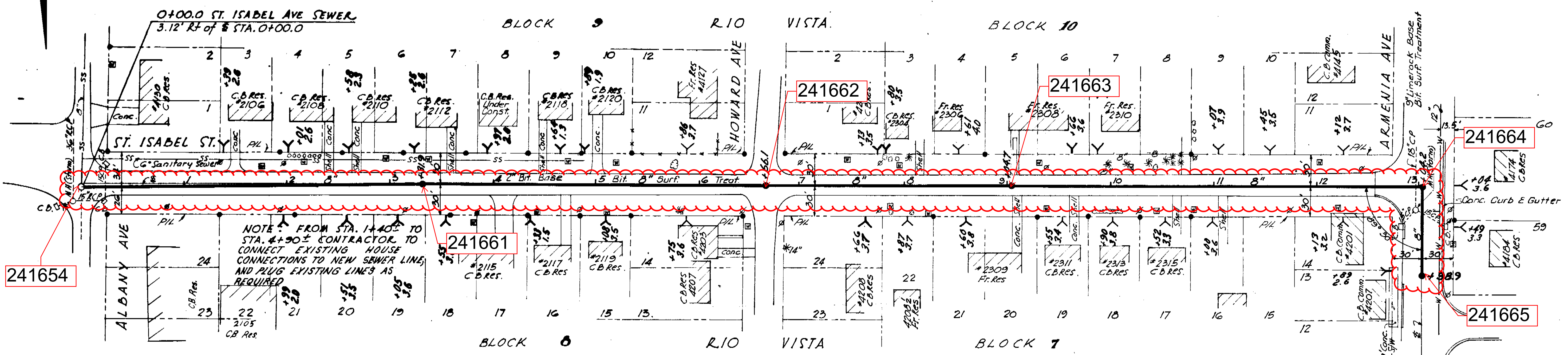
ST. SOPHIA ST.-ALBANY AVE. TO 1185'W.

J.E. GREINER COMPANY - WIEDEMAN & SINGLETON, ENGINEERS  
 CONSULTING ENGINEERS ASSOCIATE ENGINEERS  
 TAMPA, FLORIDA ATLANTA, GEORGIA

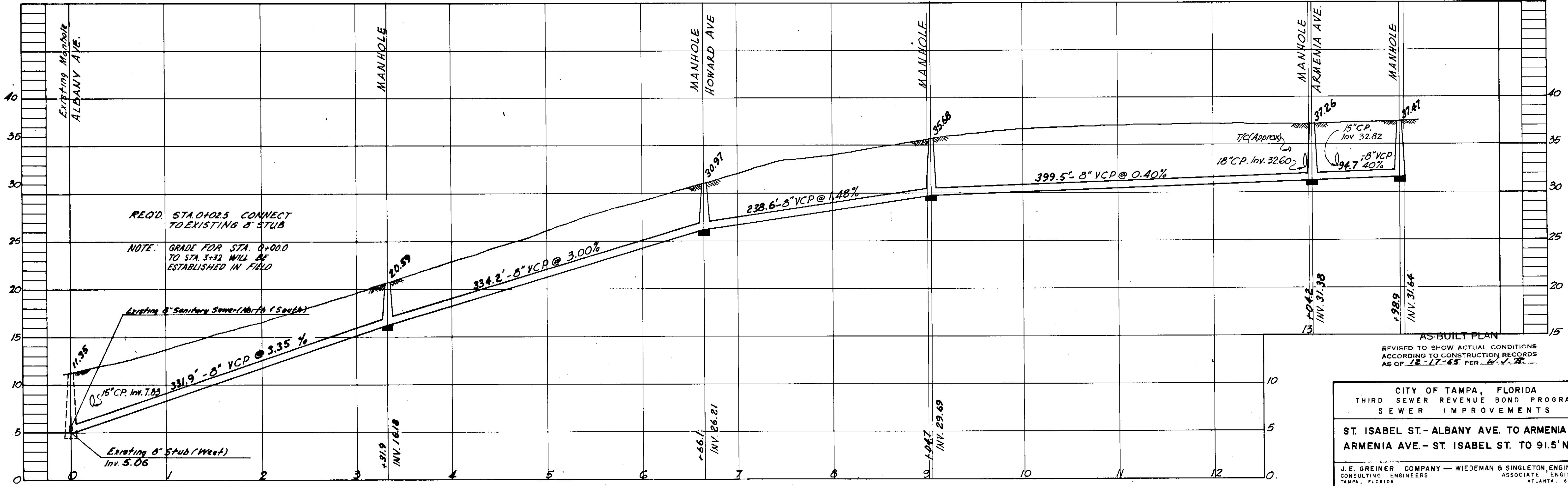

DES. L.O.H.  
 DRN. J.E.G.  
 CND. J.E.G.  
 SCALE 1"=20'  
 DATE JAN 64

PROJECT 17  
 DIVISION A  
 SUBDISTRICT A6B & A80

SHEET  
 9  
 of 53



B.M. No. TBM 11  
 Cut on Catch Basin  
 S.E. corner St. Isabel  
 St. & Albany Ave.  
 Elev. 11.152



AS-BUILT PLAN  
 REVISED TO SHOW ACTUAL CONDITIONS  
 ACCORDING TO CONSTRUCTION RECORDS  
 AS OF 12-17-65 PER 6-1-65

CITY OF TAMPA, FLORIDA  
 THIRD SEWER REVENUE BOND PROGRAM  
 SEWER IMPROVEMENTS

ST. ISABEL ST. - ALBANY AVE. TO ARMENIA AVE.  
 ARMENIA AVE. - ST. ISABEL ST. TO 91.5' N.



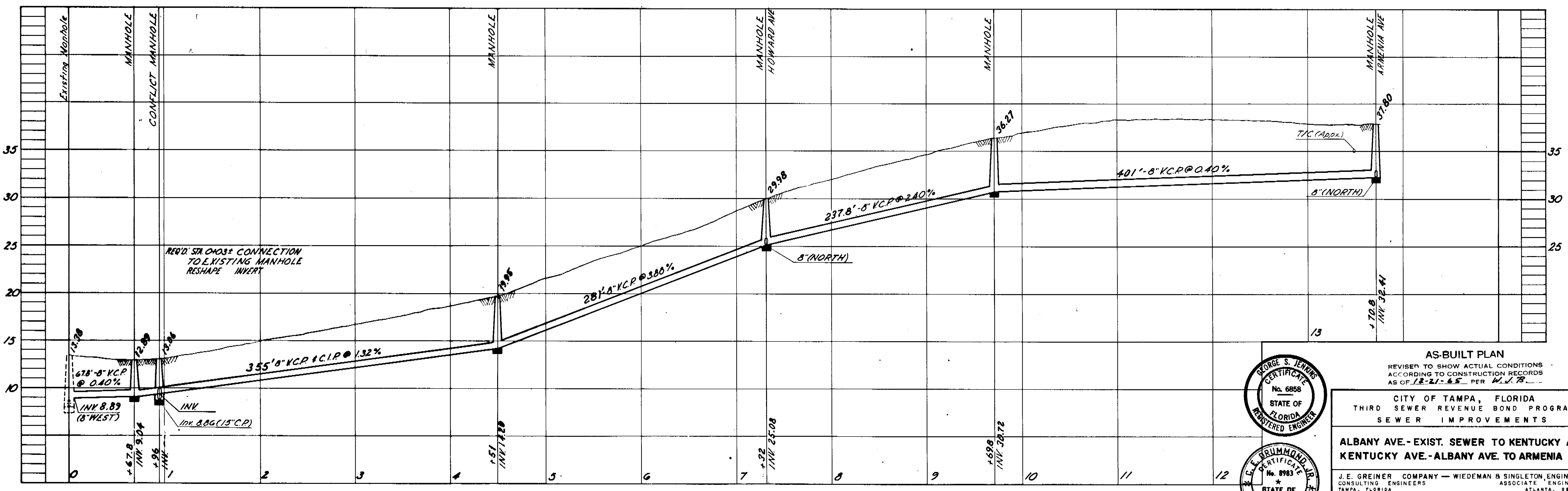
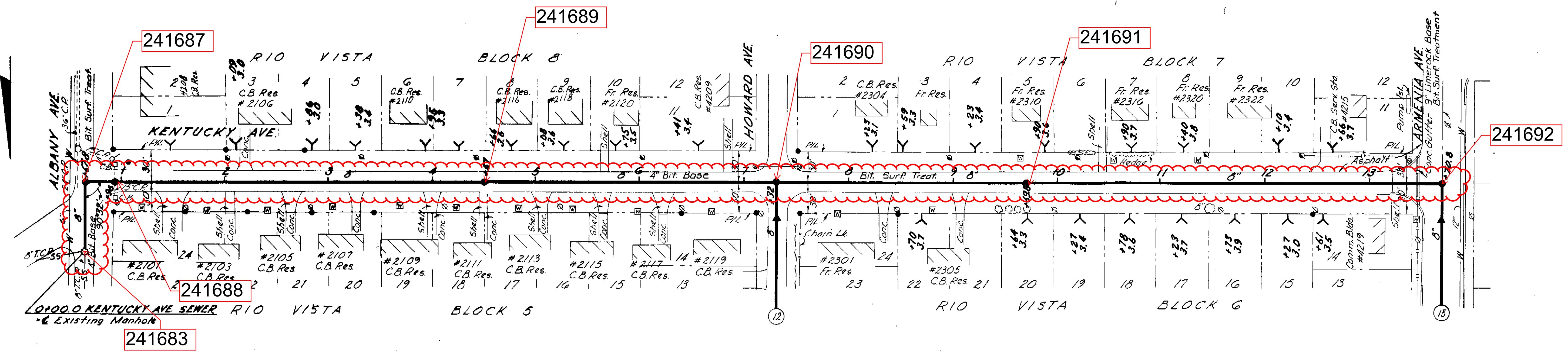
J.E. GREINER COMPANY - WIEDEMAN & SINGLETON ENGINEERS  
 CONSULTING ENGINEERS ASSOCIATE ENGINEERS  
 TAMPA, FLORIDA ATLANTA, GEORGIA

DES. L.G.H.  
 DWN. L.G.H.  
 CND. L.G.H.  
 SCALE 1" = 20'  
 DATE JAN. 64.

PROJECT 17  
 DIVISION A  
 SUBDISTRICT A6B & A6c

SHEET  
 10  
 of 53

107-10



**AS-BUILT PLAN**  
 REVISED TO SHOW ACTUAL CONDITIONS  
 ACCORDING TO CONSTRUCTION RECORDS  
 AS OF 12-21-65 PER W.J.B.

CITY OF TAMPA, FLORIDA  
 THIRD SEWER REVENUE BOND PROGRAM  
 SEWER IMPROVEMENTS

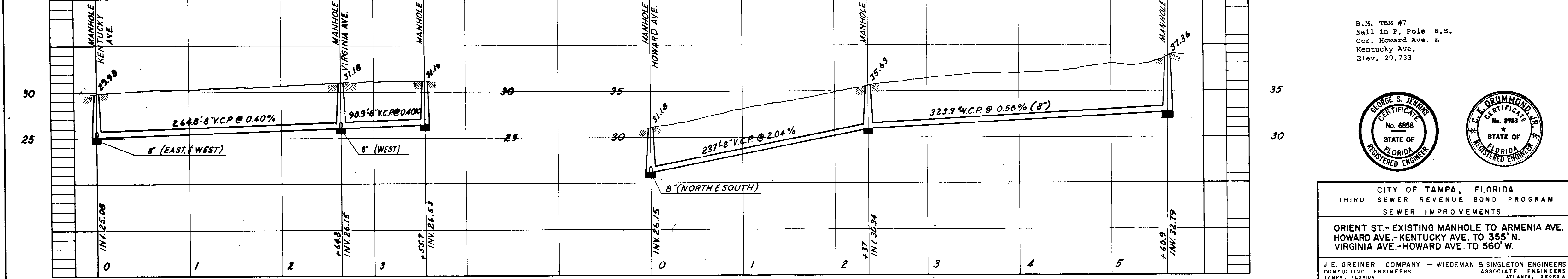
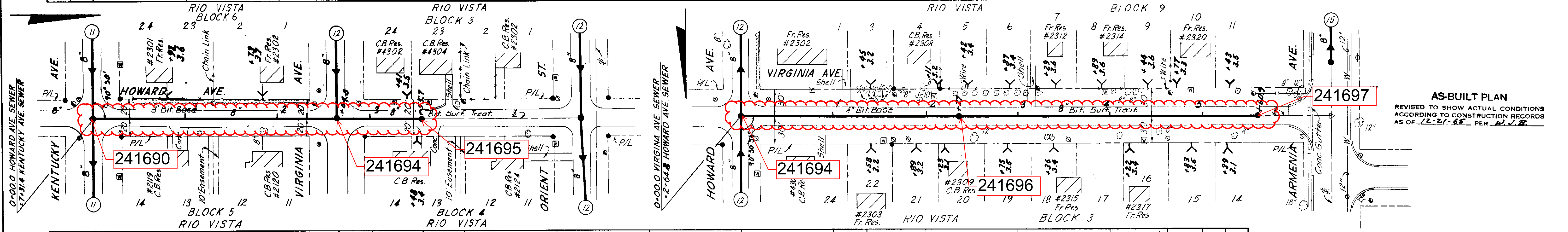
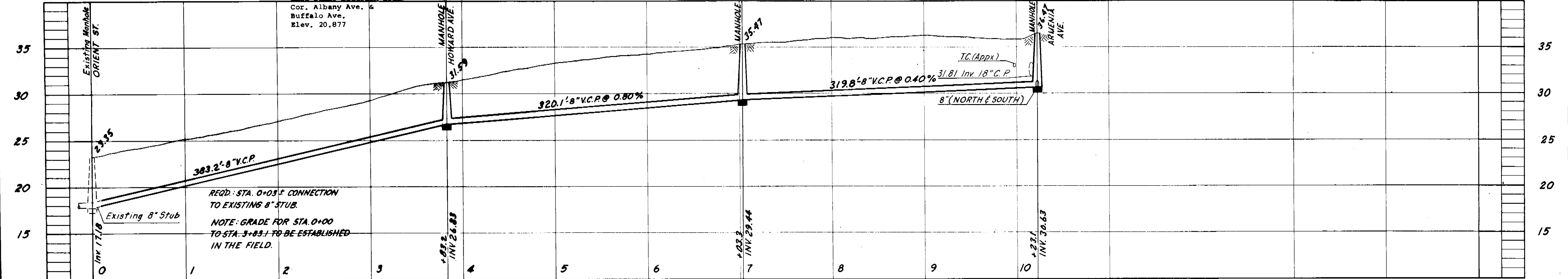
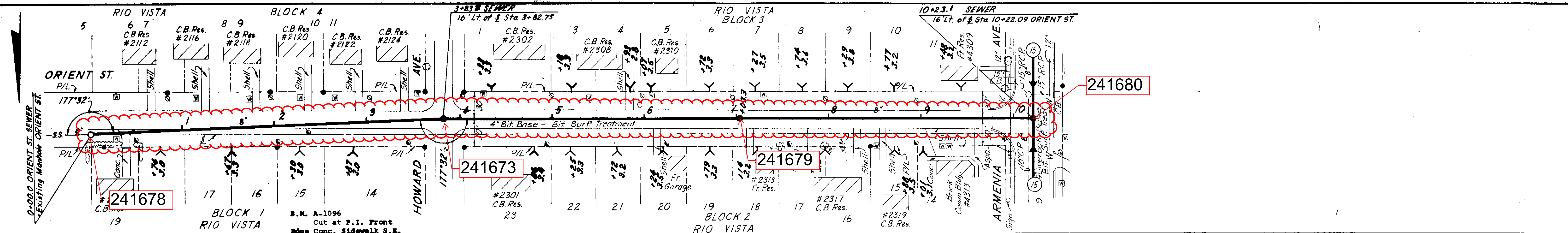
**ALBANY AVE. - EXIST. SEWER TO KENTUCKY AVE.  
 KENTUCKY AVE. - ALBANY AVE. TO ARMENIA AVE.**

J.E. GREINER COMPANY - WIEDEMAN & SINGLETON, ENGINEERS  
 CONSULTING ENGINEERS ASSOCIATE ENGINEERS  
 TAMPA, FLORIDA ATLANTA, GEORGIA

DES. J.P.H.  
 DWN. J.P.H.  
 CKB. J.P.H.  
 SCALE 1"=30'  
 DATE JAN 64



**PROJECT 17  
 DIVISION A  
 SUBDISTRICT A68 & A80**

SHEET  
 11  
 OF 53



**AS-BUILT PLAN**  
 REVISED TO SHOW ACTUAL CONDITIONS  
 ACCORDING TO CONSTRUCTION RECORDS  
 AS OF 12-21-65 PER W.J.S.

B.M. TBM #7  
 Nail in P. Pole N.E.  
 Cor. Howard Ave. &  
 Kentucky Ave.  
 Elev. 29.733



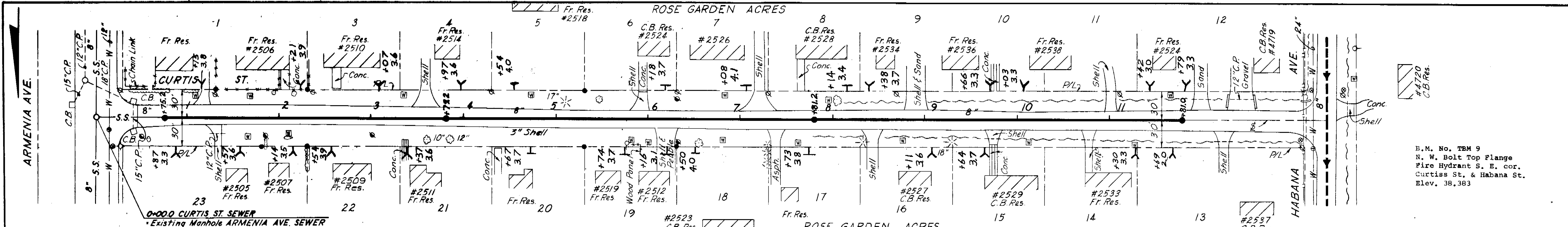
CITY OF TAMPA, FLORIDA  
 THIRD SEWER REVENUE BOND PROGRAM  
 SEWER IMPROVEMENTS

ORIENT ST. - EXISTING MANHOLE TO ARMENIA AVE.  
 HOWARD AVE. - KENTUCKY AVE. TO 355' N.  
 VIRGINIA AVE. - HOWARD AVE. TO 560' W.

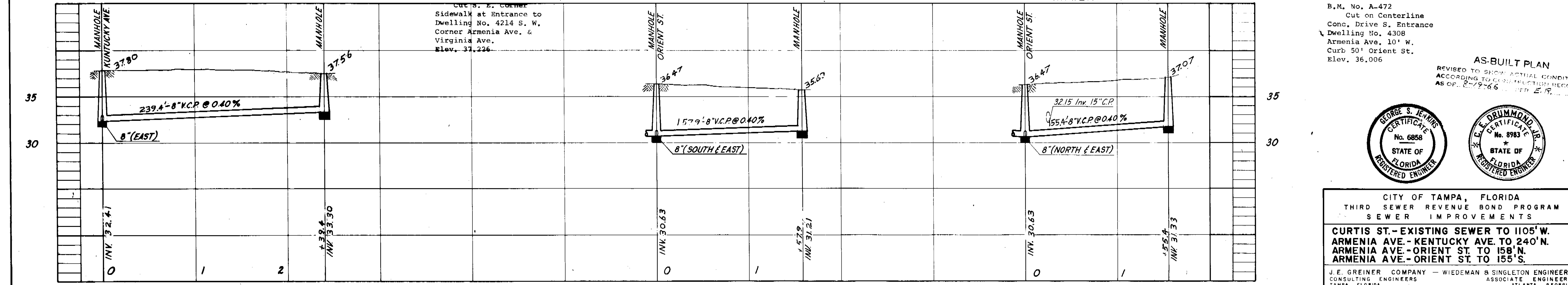
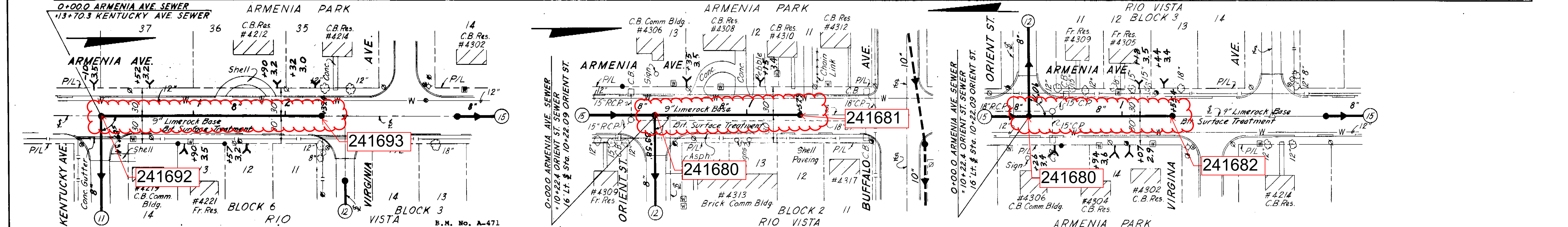
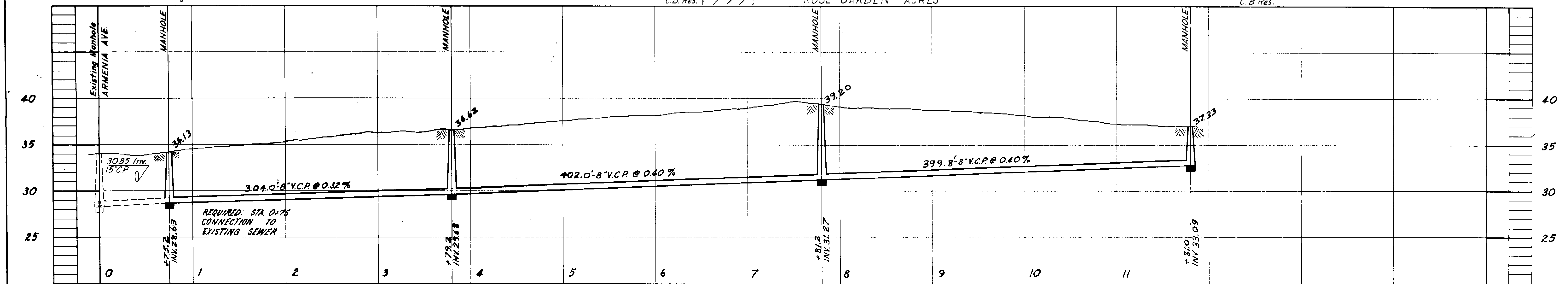
J.E. GREINER COMPANY - WIEDEMAN & SINGLETON ENGINEERS  
 CONSULTING ENGINEERS ASSOCIATE ENGINEERS  
 TAMPA, FLORIDA ATLANTA, GEORGIA

PROJECT 17  
 DIVISION A  
 SUBDISTRICT A6b & A8a

SHEET  
 12  
 OF 53





B.M. No. TBM 9  
 N. W. Bolt Top Flange  
 Fire Hydrant S. E. cor.  
 Curtis St. & Habana St.  
 Elev. 38.383



B.M. No. A-472  
 Cut on Centerline  
 Conc. Drive S. Entrance  
 Dwelling No. 4308  
 Armenia Ave. 10' W.  
 Curb 50' Orient St.  
 Elev. 36.006

AS-BUILT PLAN  
 REVISED TO SHOW ACTUAL CONDITIONS  
 ACCORDING TO CONSTRUCTION RECORDS  
 AS OF 8/29/66 J.E.D.



CITY OF TAMPA, FLORIDA  
 THIRD SEWER REVENUE BOND PROGRAM  
 SEWER IMPROVEMENTS

CURTIS ST. - EXISTING SEWER TO 1105' W.  
 ARMENIA AVE. - KENTUCKY AVE. TO 240' N.  
 ARMENIA AVE. - ORIENT ST. TO 158' N.  
 ARMENIA AVE. - ORIENT ST. TO 155' S.

J.E. GREINER COMPANY - WIEDEMAN & SINGLETON ENGINEERS  
 CONSULTING ENGINEERS ASSOCIATE ENGINEERS  
 TAMPA, FLORIDA ATLANTA, GEORGIA

DES. J.E.G.  
 DWN. J.E.G.  
 C.D. J.E.G.  
 SCALE 1"=50'  
 DATE JAN 24

PROJECT 17  
 DIVISION A  
 SUBDISTRICT A6B & A8a

SHEET  
 15  
 OF 53



