

# PHA Scheduling Instructions

Use CareATC.com and 800.993.8244 to:

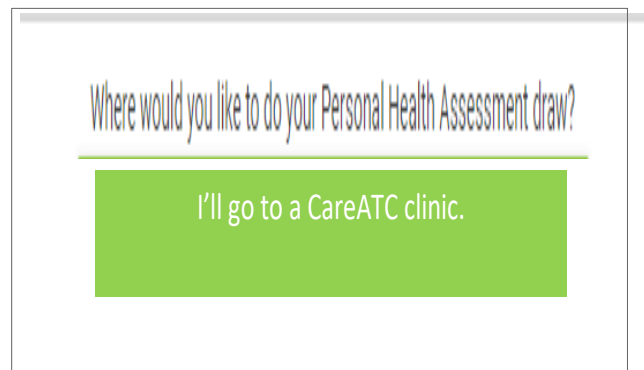

- Log In to CareATC Website and HealthPassport Portal
- Complete a Personal Health Assessment (PHA) Questionnaire and
- Schedule a PHA Draw

## 1. How to Login

Go to CareATC.com. Click FOR PATIENTS and then click SCHEDULE MY PHA Login using your User Name and Password or your Name, Date of Birth and the last four digits of you Social Security Number. If you need assistance call the Patient Access Center at 800.993.8244.

## 3. Choose Your Draw Site

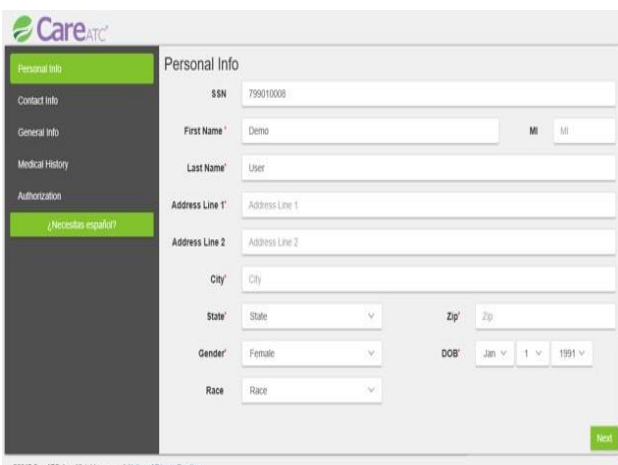
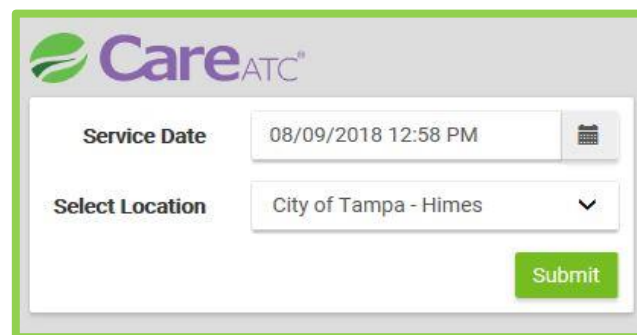
Retirees, Spouses and Domestic Partners that live in Brandon, Dover, Mango, Riverview, Seffner, Tampa, Temple Terrace, Thonotosassa or Valrico are required to schedule their PHA appointment at either the Himes Ave. or Brandon CareATC Wellness Locations.



## 2. How to Complete Your PHA Questionnaire

PHA Questionnaires will be pre-populated with personal information. Click NEXT to answer all of the health questions. Click SAVE at the end to submit your questionnaire to CareATC. Follow the prompts to schedule an appointment for your PHA draw. Note: the tobacco use question within the PHA questionnaire does not meet your Tobacco Certification incentive.

## 4. How to Schedule Your PHA Appointment



If you have any questions, please call the CareATC Patient Access Center at 800.993.8244