



Mayor Jane Castor

# Transforming Tampa's Tomorrow

**Chair:** Carole Post **Co-chairs:** Sonya Little, Hon. Harry Cohen






# WELCOME

Mayor's Work Force Development Advisory Team


Kick-Off Meeting

Monday, July 29, 2019




# INTRODUCTIONS

Mayor's Work Force Development Advisory Team



# STAFF BRIEFINGS

Mayor's Work Force Development Advisory Team



# CURRENT STATE PRESENTATION

Mayor's Work Force Development Advisory Team



**11%**  
workforce  
retirement



**17%**  
workforce  
retirement



**28%**  
workforce  
retirement



**40%**  
workforce  
retirement



**Last Baby Boomers turn 65**



**Enters Industry**  
New hire  
begins craft  
training

**Craft Training**  
±4 years for  
minimal  
competency


**Journey-Level**  
Additional 3-5 years to  
become competent,  
productive & experienced

**Seasoned Professional**  
How long until journey-  
level workers are ready to  
replace retiring workers?



**August 1, 2018 - August 31, 2020**


Spending in Industrial Industries		Chemical	Power Generation	Manufacturing	Pipeline	Process	Non-Industrial
<b>SPENDING SUMMARY</b>	<b>Timeframe Total</b>	\$ 121,351,112	\$ 5,697,943,855	\$ 130,877,071	\$ 3,666,102,840	\$ 2,895,873	\$ 25,276,266,316
	<b>Peak Spending</b>	\$ 36,539,468	\$ 451,994,065	\$ 14,074,597	\$ 254,679,804	\$ 2,895,873	\$ 1,123,329,624
	<b>Peak Period</b>	Aug 2018	Apr 2020	Mar 2020	Apr 2020	Aug 2018	Jul 2019
<b>SPENDING DETAILS</b>	<b>Aug 2018</b>	\$ 36,539,468	\$ 113,393,339	\$ 8,859,065	\$ 140,503,015	\$ 2,895,873	\$ 1,051,355,717
	<b>Sep 2018</b>	\$ 30,313,334	\$ 95,129,842	\$ 5,776,112	\$ 117,085,847	\$ -	\$ 1,067,966,087
	<b>Oct 2018</b>	\$ 21,893,737	\$ 78,917,660	\$ 1,683,227	\$ 78,057,230	\$ -	\$ 1,114,848,852
	<b>Nov 2018</b>	\$ 12,534,086	\$ 81,499,104	\$ -	\$ 39,028,618	\$ -	\$ 1,111,237,386
	<b>Dec 2018</b>	\$ 9,400,563	\$ 79,807,131	\$ -	\$ -	\$ -	\$ 1,087,646,982
	<b>Jan 2019</b>	\$ 7,113,284	\$ 87,450,436	\$ -	\$ 53,118,758	\$ -	\$ 1,058,768,270
	<b>Feb 2019</b>	\$ 3,556,640	\$ 84,183,663	\$ -	\$ 106,237,520	\$ -	\$ 1,089,902,713
	<b>Mar 2019</b>	\$ -	\$ 78,735,221	\$ -	\$ 159,356,278	\$ -	\$ 1,081,707,531
	<b>Apr 2019</b>	\$ -	\$ 72,854,181	\$ -	\$ 191,227,533	\$ -	\$ 1,062,846,465
	<b>May 2019</b>	\$ -	\$ 81,365,666	\$ -	\$ 191,227,533	\$ -	\$ 1,030,118,281
	<b>Jun 2019</b>	\$ -	\$ 89,877,154	\$ -	\$ 191,227,533	\$ -	\$ 1,068,269,348
	<b>Jul 2019</b>	\$ -	\$ 110,531,929	\$ -	\$ 191,227,533	\$ -	\$ 1,123,329,624
	<b>Aug 2019</b>	\$ -	\$ 164,493,733	\$ -	\$ 191,227,533	\$ -	\$ 1,118,713,941
	<b>Sep 2019</b>	\$ -	\$ 213,685,337	\$ -	\$ 159,356,278	\$ -	\$ 1,057,806,995
	<b>Oct 2019</b>	\$ -	\$ 259,461,234	\$ -	\$ 106,237,520	\$ -	\$ 999,507,888
	<b>Nov 2019</b>	\$ -	\$ 292,745,748	\$ 2,739,090	\$ 53,118,758	\$ -	\$ 1,023,663,004
	<b>Dec 2019</b>	\$ -	\$ 321,295,756	\$ 5,478,176	\$ -	\$ -	\$ 1,004,190,825
	<b>Jan 2020</b>	\$ -	\$ 399,479,055	\$ 9,383,065	\$ 70,744,385	\$ -	\$ 967,329,273
	<b>Feb 2020</b>	\$ -	\$ 430,255,011	\$ 12,510,754	\$ 141,488,784	\$ -	\$ 888,580,638
	<b>Mar 2020</b>	\$ -	\$ 443,828,676	\$ 14,074,597	\$ 212,233,164	\$ -	\$ 911,259,630
	<b>Apr 2020</b>	\$ -	\$ 451,994,065	\$ 14,074,597	\$ 254,679,804	\$ -	\$ 926,520,024
	<b>May 2020</b>	\$ -	\$ 450,986,533	\$ 14,074,597	\$ 254,679,804	\$ -	\$ 904,344,128
	<b>Jun 2020</b>	\$ -	\$ 429,301,232	\$ 14,074,597	\$ 254,679,804	\$ -	\$ 828,174,042
	<b>Jul 2020</b>	\$ -	\$ 403,934,375	\$ 14,074,597	\$ 254,679,804	\$ -	\$ 815,690,578
<b>Aug 2020</b>	\$ -	\$ 382,737,774	\$ 14,074,597	\$ 254,679,804	\$ -	\$ 882,488,094	



# ADVISORY TEAM DISCUSSION

Mayor's Work Force Development Advisory Team





# NEXT STEPS

Mayor's Transportation Advisory Team